Siehe ähnliche Dateien: http://www.ps.bam.de/UG55/
Technische Information: http://www.ps.bam.de Version 2.1, io=0,1, CIEXYZ

Eingabe: Farbmetrisches Reflexions-System MRS18

für Buntton $h^* = lab^*h = 30/360 = 0.083$
*lab*tch und lab*nch*

D65: Buntton R
LCH*Ma: 50 77 30
rgb*Ma: 1.0 0.0 0.0
Dreiecks-Helligkeit t^*

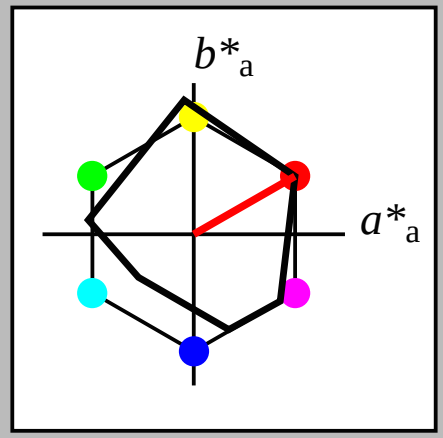

MRS18; adaptierte CIELAB-Daten

	$L^*=L^*_a$	a^*_a	b^*_a	$C^*_{ab,a}$	$h^*_{ab,a}$
R_{Ma}	49.63	66.96	38.37	77.18	30
J_{Ma}	90.7	−6.36	88.75	88.98	94
G_{Ma}	52.11	−69.73	9.44	70.37	172
$G50B_{Ma}$	45.03	−36.57	−28.47	46.36	218
B_{Ma}	36.65	23.19	−63.05	67.18	290
$B50R_{Ma}$	34.94	57.17	−44.26	72.31	322
N_{Ma}	18.01	0.0	0.0	0.0	0
W_{Ma}	95.41	0.0	0.0	0.0	0
R_{CIE}	39.92	58.66	26.98	64.56	25
J_{CIE}	81.26	−2.17	67.76	67.79	92
G_{CIE}	52.23	−42.26	11.75	43.87	164
B_{CIE}	30.57	1.15	−46.84	46.87	271

%Umfang
$u^*_{rel} = 91$

%Regularität
$g^*_{H,rel} = 41$
$g^*_{C,rel} = 52$

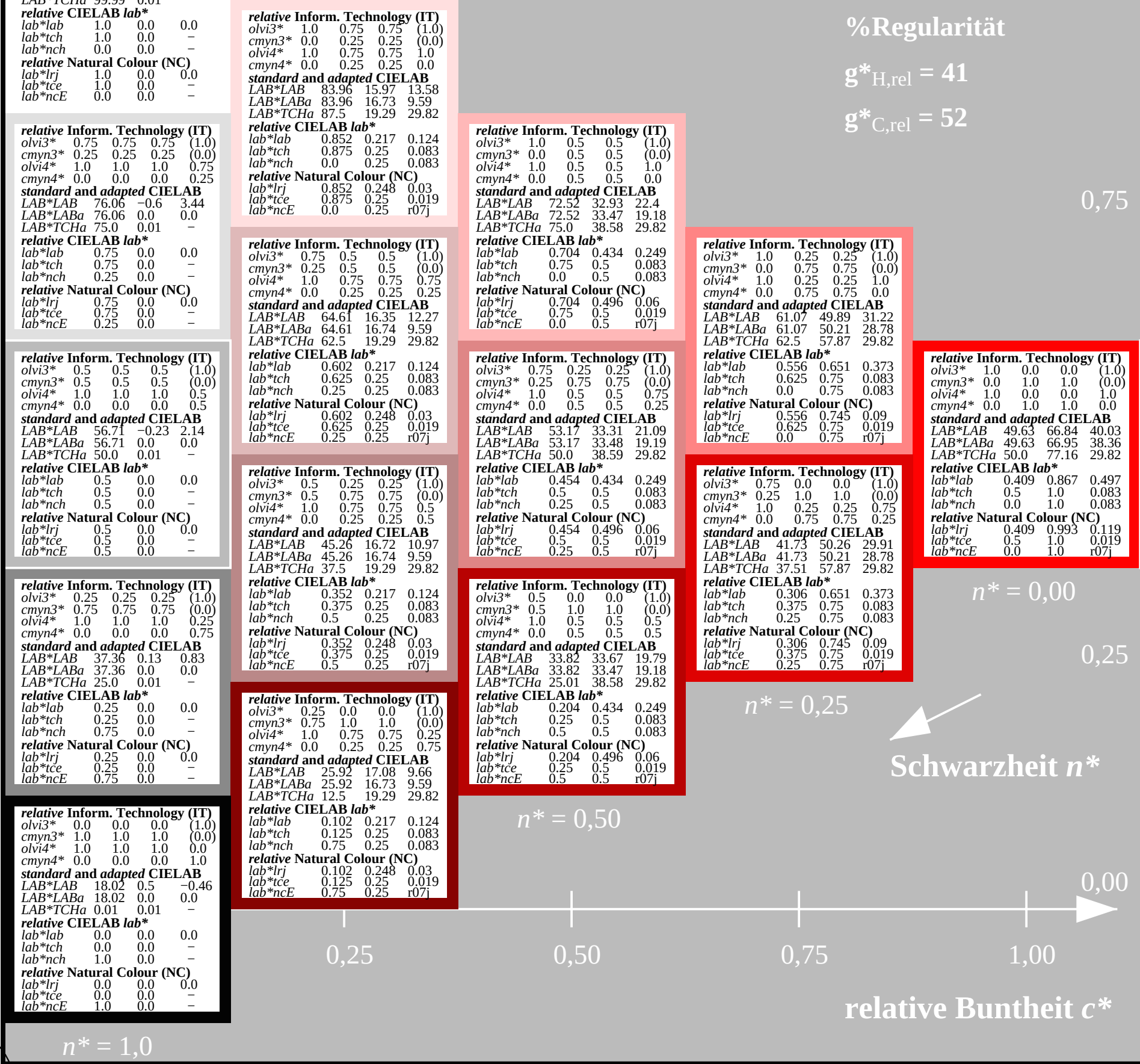

Ausgabe: Farbmetrisches Reflexions-System ORS18

für Buntton $h^* = lab^*h = 38/360 = 0.105$
*lab*tch und lab*nch*

D65: Buntton O
LCH*Ma: 48 83 38
rgb*Ma: 1.0 0.0 0.0
Dreiecks-Helligkeit t^*

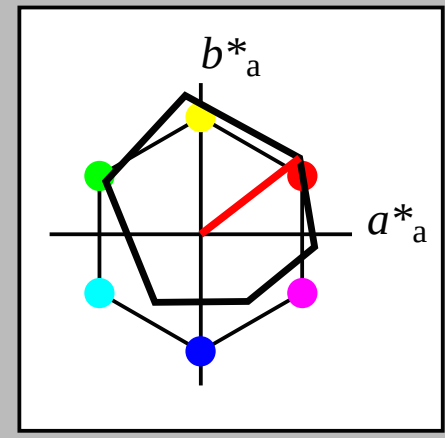

ORS18; adaptierte CIELAB-Daten

	$L^*=L^*_a$	a^*_a	b^*_a	$C^*_{ab,a}$	$h^*_{ab,a}$
O_{Ma}	47.94	65.37	50.52	82.62	38
Y_{Ma}	90.37	−10.27	91.77	92.34	96
L_{Ma}	50.9	−62.79	34.95	71.87	151
C_{Ma}	58.62	−30.35	−45.01	54.3	236
V_{Ma}	25.71	31.11	−44.42	54.24	305
M_{Ma}	48.13	75.27	−8.35	75.73	354
N_{Ma}	18.01	0.0	0.0	0.0	0
W_{Ma}	95.41	0.0	0.0	0.0	0
R_{CIE}	39.92	58.66	26.98	64.56	25
J_{CIE}	81.26	−2.17	67.76	67.79	92
G_{CIE}	52.23	−42.26	11.75	43.87	164
B_{CIE}	30.57	1.15	−46.84	46.87	271

%Umfang
$u^*_{rel} = 93$

%Regularität
$g^*_{H,rel} = 57$
$g^*_{C,rel} = 59$

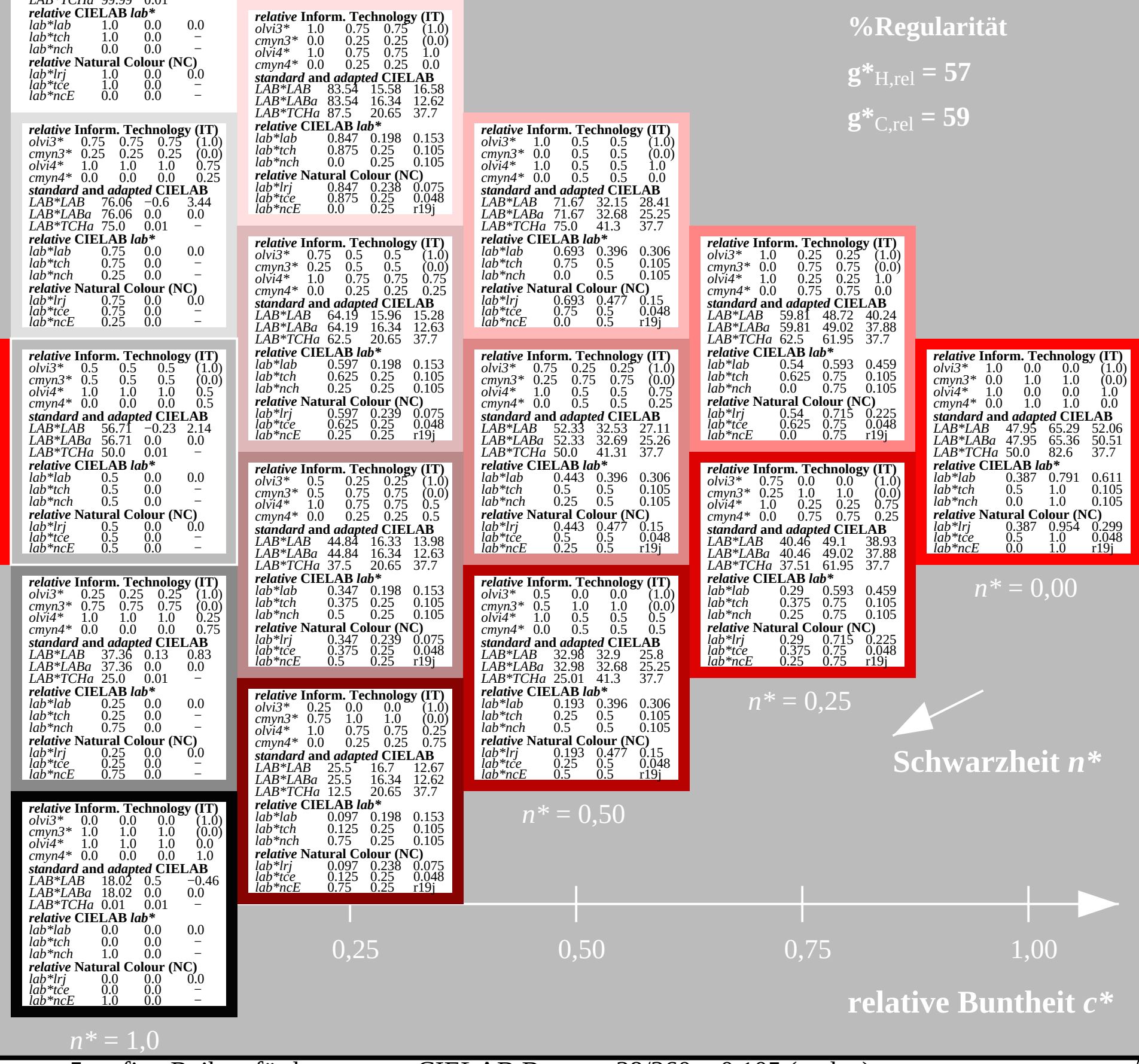

UG550−7, 5 stufige Reihen für konstanten CIELAB Buntton 30/360 = 0.083 (links)
5 stufige Reihen für konstanten CIELAB Buntton 38/360 = 0.105 (rechts)

BAM-Registrierung: 20060101-UG55/10Q/Q55G00FP.PS/.PDF BAM-Material: Code=rha4ta
Anwendung für Beurteilung und Messung von Drucker− oder Monitorsystemen, Yr=2.5, XYZ

/UG55/ Form: 1/10, Serie: 1/1, Seite: 1

Seitenz hlung 1

Siehe ähnliche Dateien: http://www.ps.bam.de/UG55/
Technische Information: http://www.ps.bam.de Version 2.1, io=0,1, CIEXYZ

BAM-Registrierung: 20060101-UG55/10Q/Q55G01FP.PS/.PDF BAM-Material: Code=rha4ta
Anwendung für Beurteilung und Messung von Drucker– oder Monitorsystemen, Yr=2.5, XYZ

Eingabe: Farbmetrisches Reflexions-System MRS18

für Buntton $h^* = lab^*h = 94/360 = 0.261$
*lab*tch* und *lab*nch*

D65: Buntton J
LCH*Ma: 91 89 94
rgb*Ma: 1.0 1.0 0.0

Dreiecks-Helligkeit t^*

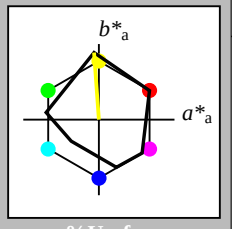

%Umfang
$u^*_{rel} = 91$

MRS18; adaptierte CIELAB-Daten	$L^*=L^*_a$	a^*_a	b^*_a	$C^*_{ab,a}$	$h^*_{ab,a}$
R_{Ma}	49.63	66.96	38.37	77.18	30
J_{Ma}	90.7	−6.36	88.75	88.98	94
G_{Ma}	52.11	−69.73	9.44	70.37	172
$G50B_{Ma}$	45.03	−36.57	−28.47	46.36	218
B_{Ma}	36.65	23.19	−63.05	67.18	290
$B50R_{Ma}$	34.94	57.17	−44.26	72.31	322
N_{Ma}	18.01	0.0	0.0	0.0	0
W_{Ma}	95.41	0.0	0.0	0.0	0
R_{CIE}	39.92	58.66	26.98	64.56	25
J_{CIE}	81.26	−2.17	67.76	67.79	92
G_{CIE}	52.23	−42.26	11.75	43.87	164
B_{CIE}	30.57	1.15	−46.84	46.87	271

%Regularität
$g^*_{H,rel} = 41$
$g^*_{C,rel} = 52$

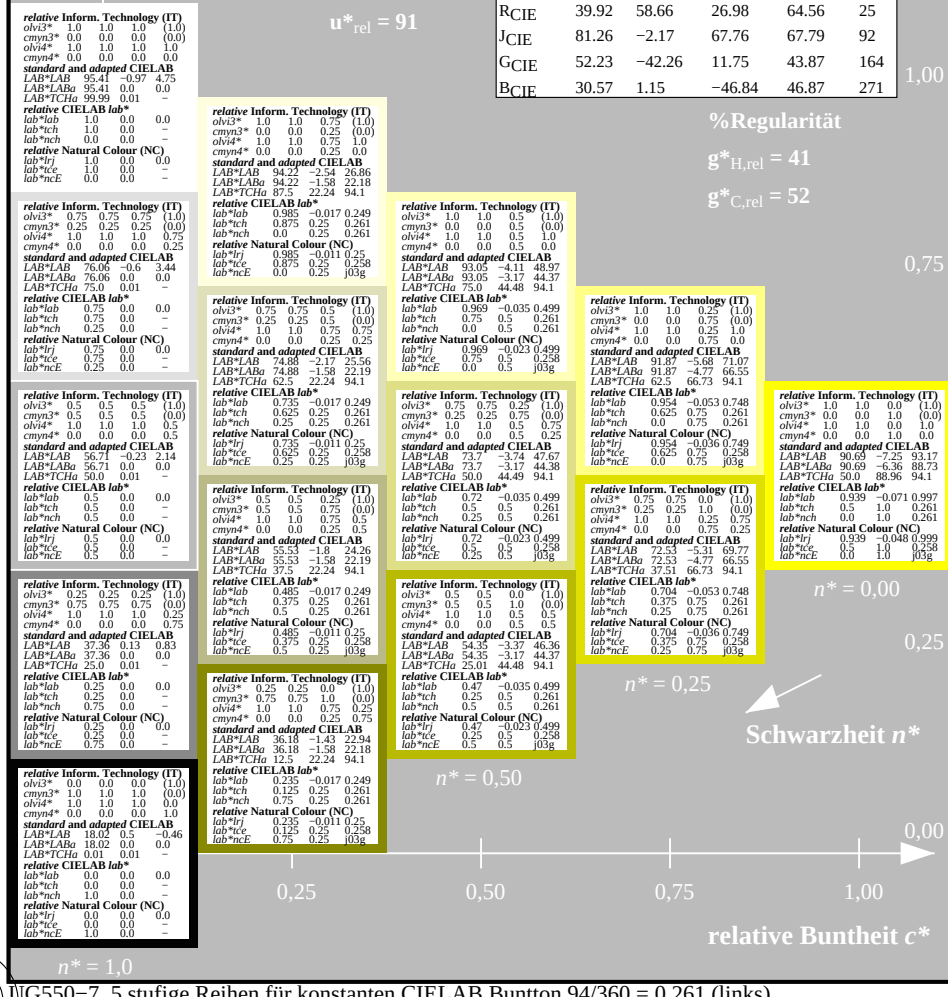

UG550−7, 5 stufige Reihen für konstanten CIELAB Buntton 94/360 = 0.261 (links)

Ausgabe: Farbmetrisches Reflexions-System ORS18

für Buntton $h^* = lab^*h = 96/360 = 0.268$
*lab*tch* und *lab*nch*

D65: Buntton Y
LCH*Ma: 90 92 96
rgb*Ma: 1.0 1.0 0.0

Dreiecks-Helligkeit t^*

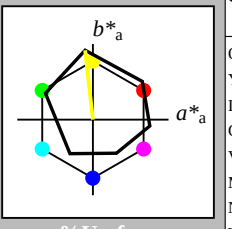

%Umfang
$u^*_{rel} = 93$

ORS18; adaptierte CIELAB-Daten	$L^*=L^*_a$	a^*_a	b^*_a	$C^*_{ab,a}$	$h^*_{ab,a}$
O_{Ma}	47.94	65.37	50.52	82.62	38
Y_{Ma}	90.37	−10.27	91.77	92.34	96
L_{Ma}	50.9	−62.79	34.95	71.87	151
C_{Ma}	58.62	−30.35	−45.01	54.3	236
V_{Ma}	25.71	31.11	−44.42	54.24	305
M_{Ma}	48.13	75.27	−8.35	75.73	354
N_{Ma}	18.01	0.0	0.0	0.0	0
W_{Ma}	95.41	0.0	0.0	0.0	0
R_{CIE}	39.92	58.66	26.98	64.56	25
J_{CIE}	81.26	−2.17	67.76	67.79	92
G_{CIE}	52.23	−42.26	11.75	43.87	164
B_{CIE}	30.57	1.15	−46.84	46.87	271

%Regularität
$g^*_{H,rel} = 57$
$g^*_{C,rel} = 59$

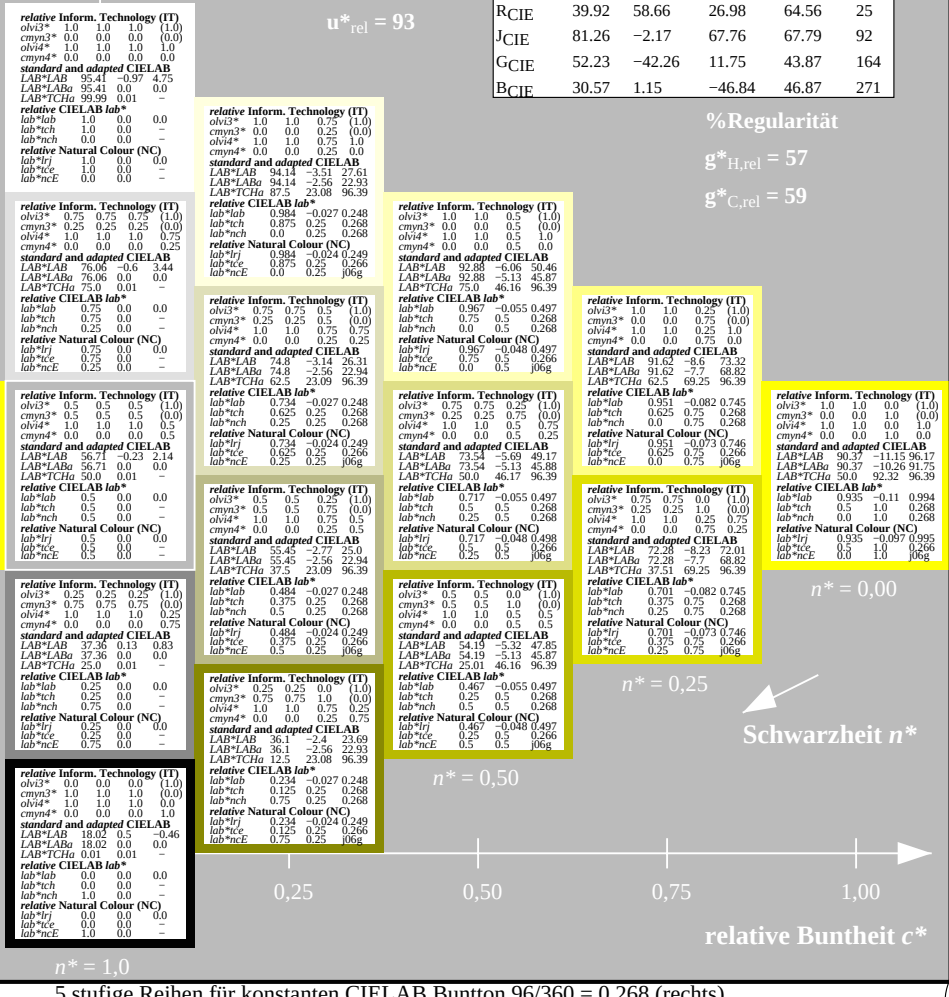

5 stufige Reihen für konstanten CIELAB Buntton 96/360 = 0.268 (rechts)

BAM-Prüfvorlage UG55; Farbmetrik-Systeme MRS18 & ORS18 input: *cmy0* setcmykcolor*
D65: 2 Koordinaten-Daten von 5stufigen Farbreihen für 10 Buntton output: *olv* setrgbcolor / w* setgray*

Siehe ähnliche Dateien: http://www.ps.bam.de/UG55/
Technische Information: http://www.ps.bam.de Version 2.1, io=0,1, CIEXYZ

BAM-Registrierung: 20060101-UG55/10Q/Q55G02FP.PS/.PDF BAM-Material: Code=rha4ta
Anwendung für Beurteilung und Messung von Drucker– oder Monitorsystemen, Yr=2.5, XYZ
/UG55/ Form: 3/10, Serie: 1/1, Seite: 3 Sektenz hung 3

Eingabe: Farbmetrisches Reflexions-System MRS18

für Buntton $h^* = lab^*h = 172/360 = 0.479$
lab^*tch und lab^*nch

D65: Buntton G
LCH*Ma: 52 70 172
rgb*Ma: 0.0 1.0 0.0

Dreiecks-Helligkeit t^*

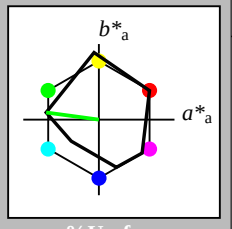

%Umfang
$u^*_{rel} = 91$

MRS18; adaptierte CIELAB-Daten

	$L^*=L^*_a$	a^*_a	b^*_a	$C^*_{ab,a}$	$h^*_{ab,a}$
R_{Ma}	49.63	66.96	38.37	77.18	30
J_{Ma}	90.7	−6.36	88.75	88.98	94
G_{Ma}	52.11	−69.73	9.44	70.37	172
$G50B_{Ma}$	45.03	−36.57	−28.47	46.36	218
B_{Ma}	36.65	23.19	−63.05	67.18	290
$B50R_{Ma}$	34.94	57.17	−44.26	72.31	322
N_{Ma}	18.01	0.0	0.0	0.0	0
W_{Ma}	95.41	0.0	0.0	0.0	0
R_{CIE}	39.92	58.66	26.98	64.56	25
J_{CIE}	81.26	−2.17	67.76	67.79	92
G_{CIE}	52.23	−42.26	11.75	43.87	164
B_{CIE}	30.57	1.15	−46.84	46.87	271

%Regularität
$g^*_{H,rel} = 41$
$g^*_{C,rel} = 52$

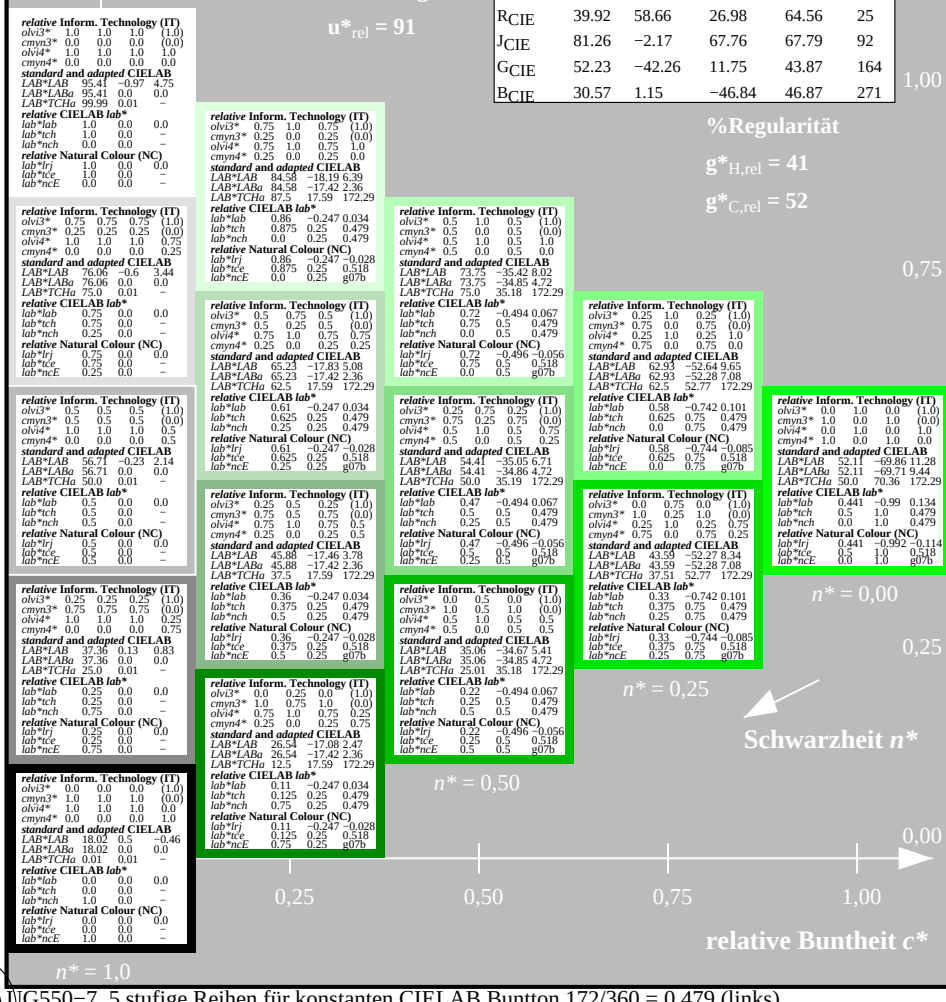

UG550−7, 5 stufige Reihen für konstanten CIELAB Buntton 172/360 = 0.479 (links)

Ausgabe: Farbmetrisches Reflexions-System ORS18

für Buntton $h^* = lab^*h = 151/360 = 0.419$
lab^*tch und lab^*nch

D65: Buntton L
LCH*Ma: 51 72 151
rgb*Ma: 0.0 1.0 0.0

Dreiecks-Helligkeit t^*

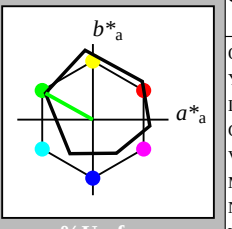

%Umfang
$u^*_{rel} = 93$

ORS18; adaptierte CIELAB-Daten

	$L^*=L^*_a$	a^*_a	b^*_a	$C^*_{ab,a}$	$h^*_{ab,a}$
O_{Ma}	47.94	65.37	50.52	82.62	38
Y_{Ma}	90.37	−10.27	91.77	92.34	96
L_{Ma}	50.9	−62.79	34.95	71.87	151
C_{Ma}	58.62	−30.35	−45.01	54.3	236
V_{Ma}	25.71	31.11	−44.42	54.24	305
M_{Ma}	48.13	75.27	−8.35	75.73	354
N_{Ma}	18.01	0.0	0.0	0.0	0
W_{Ma}	95.41	0.0	0.0	0.0	0
R_{CIE}	39.92	58.66	26.98	64.56	25
J_{CIE}	81.26	−2.17	67.76	67.79	92
G_{CIE}	52.23	−42.26	11.75	43.87	164
B_{CIE}	30.57	1.15	−46.84	46.87	271

%Regularität
$g^*_{H,rel} = 57$
$g^*_{C,rel} = 59$

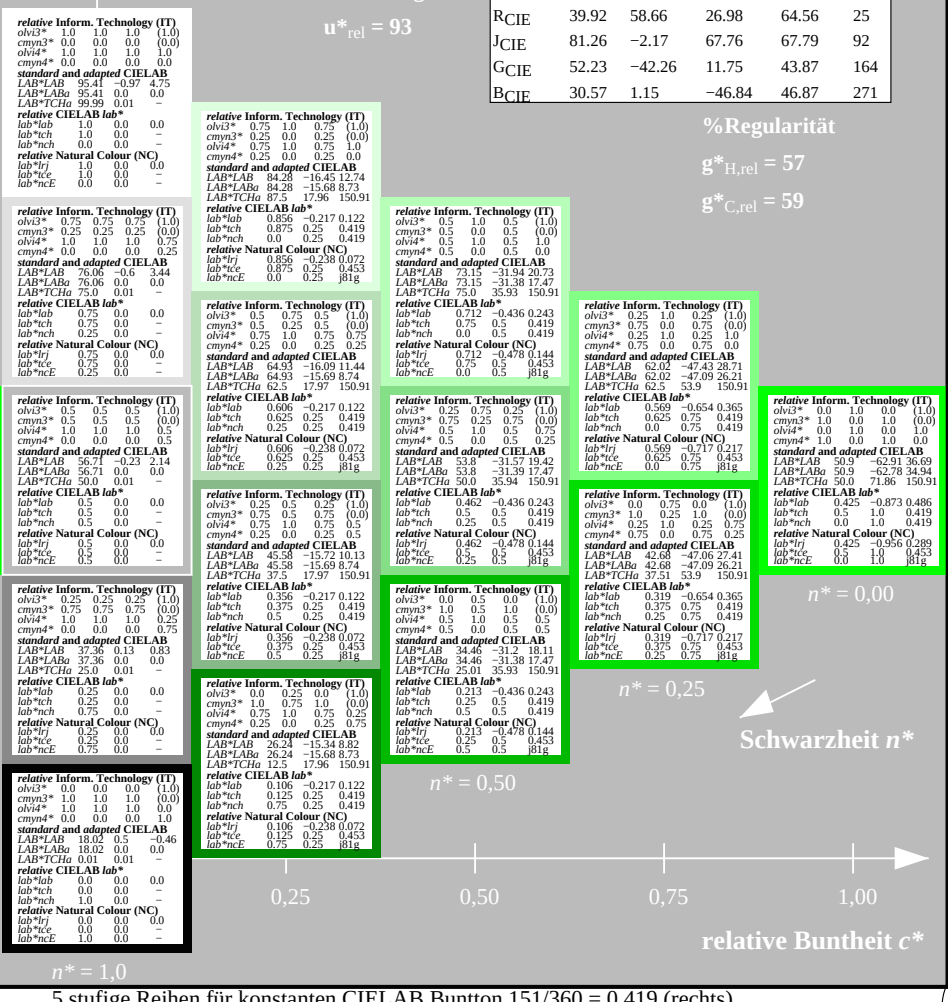

5 stufige Reihen für konstanten CIELAB Buntton 151/360 = 0.419 (rechts)

Siehe ähnliche Dateien: http://www.ps.bam.de/UG55/
Technische Information: http://www.ps.bam.de Version 2.1, io=0,1, CIEXYZ

BAM-Registrierung: 20060101-UG55/10Q/Q55G03FP.PS/.PDF BAM-Material: Code=rha4ta
Anwendung für Beurteilung und Messung von Drucker– oder Monitorsystemen, Yr=2.5, XYZ
/UG55/ Form: 4/10, Serie: 1/1, Seite: 4 Sattenz hung 4

Eingabe: Farbmetrisches Reflexions-System MRS18

für Buntton $h^* = lab^*h = 218/360 = 0.605$
*lab*tch* und *lab*nch*

D65: Buntton G50B
LCH*Ma: 45 46 218
rgb*Ma: 0.0 1.0 1.0

Dreiecks-Helligkeit t^*

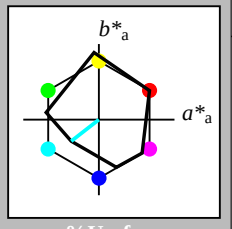

%Umfang
$u^*_{rel} = 91$

MRS18; adaptierte CIELAB-Daten	$L^*=L^*_a$	a^*_a	b^*_a	$C^*_{ab,a}$	$h^*_{ab,a}$
R_{Ma}	49.63	66.96	38.37	77.18	30
J_{Ma}	90.7	−6.36	88.75	88.98	94
G_{Ma}	52.11	−69.73	9.44	70.37	172
$G50B_{Ma}$	45.03	−36.57	−28.47	46.36	218
B_{Ma}	36.65	23.19	−63.05	67.18	290
$B50R_{Ma}$	34.94	57.17	−44.26	72.31	322
N_{Ma}	18.01	0.0	0.0	0.0	0
W_{Ma}	95.41	0.0	0.0	0.0	0
R_{CIE}	39.92	58.66	26.98	64.56	25
J_{CIE}	81.26	−2.17	67.76	67.79	92
G_{CIE}	52.23	−42.26	11.75	43.87	164
B_{CIE}	30.57	1.15	−46.84	46.87	271

%Regularität
$g^*_{H,rel} = 41$
$g^*_{C,rel} = 52$

1,00
0,75
0,25
0,00
0,25 0,50 0,75 1,00
relative Buntheit c^*
Schwarzheit n^*

$n^* = 0,00$ $n^* = 0,25$ $n^* = 0,50$ $n^* = 1,0$

relative Inform. Technology (IT)
olvi3* 1.0 1.0 1.0 (1.0)
cmyn3* 0.0 0.0 0.0 (0.0)
olvi4* 1.0 1.0 1.0 1.0
cmyn4* 0.0 0.0 0.0 0.0
standard and adapted CIELAB
LAB*LAB 95.41 −0.97 4.75
LAB*LABa 95.41 0.0 0.0
LAB*TCHa 99.99 0.01 –
relative CIELAB *lab**
lab*lab 1.0 0.0 0.0
lab*tch 1.0 0.0 –
lab*nch 0.0 0.0 –
relative Natural Colour (NC)
lab*lrj 1.0 0.0 0.0
lab*tce 1.0 0.0 –
lab*ncE 0.0 0.0 –

relative Inform. Technology (IT)
olvi3* 0.75 0.75 0.75 (1.0)
cmyn3* 0.25 0.25 0.25 (0.0)
olvi4* 1.0 1.0 1.0 0.75
cmyn4* 0.0 0.0 0.0 0.25
standard and adapted CIELAB
LAB*LAB 76.06 −0.6 3.44
LAB*LABa 76.06 0.0 0.0
LAB*TCHa 75.0 0.01 –
relative CIELAB *lab**
lab*lab 0.75 0.0 0.0
lab*tch 0.75 0.0 –
lab*nch 0.25 0.0 –
relative Natural Colour (NC)
lab*lrj 0.75 0.0 0.0
lab*tce 0.75 0.0 –
lab*ncE 0.25 0.0 –

relative Inform. Technology (IT)
olvi3* 0.5 0.5 0.5 (1.0)
cmyn3* 0.5 0.5 0.5 (0.0)
olvi4* 1.0 1.0 1.0 0.5
cmyn4* 0.0 0.0 0.0 0.5
standard and adapted CIELAB
LAB*LAB 56.71 −0.23 2.14
LAB*LABa 56.71 0.0 0.0
LAB*TCHa 50.0 0.01 –
relative CIELAB *lab**
lab*lab 0.5 0.0 0.0
lab*tch 0.5 0.0 –
lab*nch 0.5 0.0 –
relative Natural Colour (NC)
lab*lrj 0.5 0.0 0.0
lab*tce 0.5 0.0 –
lab*ncE 0.5 0.0 –

relative Inform. Technology (IT)
olvi3* 0.25 0.25 0.25 (1.0)
cmyn3* 0.75 0.75 0.75 (0.0)
olvi4* 1.0 1.0 1.0 0.25
cmyn4* 0.0 0.0 0.0 0.75
standard and adapted CIELAB
LAB*LAB 37.36 0.13 0.83
LAB*LABa 37.36 0.0 0.0
LAB*TCHa 25.0 0.01 –
relative CIELAB *lab**
lab*lab 0.25 0.0 0.0
lab*tch 0.25 0.0 –
lab*nch 0.75 0.0 –
relative Natural Colour (NC)
lab*lrj 0.25 0.0 0.0
lab*tce 0.25 0.0 –
lab*ncE 0.75 0.0 –

relative Inform. Technology (IT)
olvi3* 0.0 0.0 0.0 (1.0)
cmyn3* 1.0 1.0 1.0 (0.0)
olvi4* 1.0 1.0 1.0 0.0
cmyn4* 0.0 0.0 0.0 1.0
standard and adapted CIELAB
LAB*LAB 18.02 0.5 −0.46
LAB*LABa 18.02 0.0 0.0
LAB*TCHa 0.01 0.01 –
relative CIELAB *lab**
lab*lab 0.0 0.0 0.0
lab*tch 0.0 0.0 –
lab*nch 1.0 0.0 –
relative Natural Colour (NC)
lab*lrj 0.0 0.0 0.0
lab*tce 0.0 0.0 –
lab*ncE 1.0 0.0 –

relative Inform. Technology (IT)
olvi3* 0.75 1.0 1.0 (1.0)
cmyn3* 0.25 0.0 0.0 (0.0)
olvi4* 0.75 1.0 1.0 1.0
cmyn4* 0.25 0.0 0.0 0.0
standard and adapted CIELAB
LAB*LAB 82.81 −9.87 −3.2
LAB*LABa 82.81 −9.13 −7.11
LAB*TCHa 87.5 11.58 217.91
relative CIELAB *lab**
lab*lab 0.837 −0.196 −0.153
lab*tch 0.875 0.25 0.605
lab*nch 0.0 0.25 0.605
relative Natural Colour (NC)
lab*lrj 0.837 −0.176 −0.176
lab*tce 0.875 0.25 0.625
lab*ncE 0.0 0.25 g49b

relative Inform. Technology (IT)
olvi3* 0.5 0.75 0.75 (1.0)
cmyn3* 0.5 0.25 0.25 (0.0)
olvi4* 0.75 1.0 1.0 0.75
cmyn4* 0.25 0.0 0.0 0.25
standard and adapted CIELAB
LAB*LAB 63.46 −9.5 −4.51
LAB*LABa 63.46 −9.13 −7.11
LAB*TCHa 62.5 11.59 217.91
relative CIELAB *lab**
lab*lab 0.587 −0.196 −0.153
lab*tch 0.625 0.25 0.605
lab*nch 0.25 0.25 0.605
relative Natural Colour (NC)
lab*lrj 0.587 −0.176 −0.176
lab*tce 0.625 0.25 0.625
lab*ncE 0.25 0.25 g49b

relative Inform. Technology (IT)
olvi3* 0.25 0.75 0.75 (1.0)
cmyn3* 0.75 0.25 0.25 (0.0)
olvi4* 0.5 1.0 1.0 0.5
cmyn4* 0.75 0.0 0.0 0.5
standard and adapted CIELAB
LAB*LAB 44.11 −9.13 −5.81
LAB*LABa 44.11 −9.13 −7.11
LAB*TCHa 37.5 11.59 217.91
relative CIELAB *lab**
lab*lab 0.337 −0.196 −0.153
lab*tch 0.375 0.25 0.605
lab*nch 0.5 0.25 0.605
relative Natural Colour (NC)
lab*lrj 0.337 −0.176 −0.176
lab*tce 0.375 0.25 0.625
lab*ncE 0.5 0.25 g49b

relative Inform. Technology (IT)
olvi3* 0.0 0.25 0.25 (1.0)
cmyn3* 1.0 0.75 0.75 (0.0)
olvi4* 0.75 1.0 1.0 0.25
cmyn4* 0.25 0.0 0.0 0.75
standard and adapted CIELAB
LAB*LAB 24.77 −8.76 −7.12
LAB*LABa 24.77 −9.13 −7.11
LAB*TCHa 12.5 11.58 217.91
relative CIELAB *lab**
lab*lab 0.087 −0.196 −0.153
lab*tch 0.125 0.25 0.605
lab*nch 0.75 0.25 0.605
relative Natural Colour (NC)
lab*lrj 0.087 −0.176 −0.176
lab*tce 0.125 0.25 0.625
lab*ncE 0.75 0.25 g49b

relative Inform. Technology (IT)
olvi3* 0.5 1.0 1.0 (1.0)
cmyn3* 0.5 0.0 0.0 (0.0)
olvi4* 0.5 1.0 1.0 1.0
cmyn4* 0.5 0.0 0.0 0.0
standard and adapted CIELAB
LAB*LAB 70.21 −18.77 −11.17
LAB*LABa 70.21 −18.27 −14.23
LAB*TCHa 75.0 23.17 217.91
relative CIELAB *lab**
lab*lab 0.674 −0.393 −0.306
lab*tch 0.75 0.5 0.605
lab*nch 0.0 0.5 0.605
relative Natural Colour (NC)
lab*lrj 0.674 −0.353 −0.352
lab*tce 0.75 0.5 0.625
lab*ncE 0.0 0.5 g49b

relative Inform. Technology (IT)
olvi3* 0.25 0.75 0.75 (1.0)
cmyn3* 0.75 0.25 0.25 (0.0)
olvi4* 0.5 1.0 1.0 0.5
cmyn4* 0.5 0.0 0.0 0.25
standard and adapted CIELAB
LAB*LAB 50.87 −18.4 −12.48
LAB*LABa 50.87 −18.28 −14.23
LAB*TCHa 50.0 23.18 217.91
relative CIELAB *lab**
lab*lab 0.425 −0.394 −0.306
lab*tch 0.5 0.5 0.605
lab*nch 0.25 0.5 0.605
relative Natural Colour (NC)
lab*lrj 0.425 −0.353 −0.352
lab*tce 0.5 0.5 0.625
lab*ncE 0.25 0.5 g49b

relative Inform. Technology (IT)
olvi3* 0.0 0.5 0.5 (1.0)
cmyn3* 1.0 0.5 0.5 (0.0)
olvi4* 0.5 1.0 1.0 0.5
cmyn4* 0.5 0.0 0.0 0.5
standard and adapted CIELAB
LAB*LAB 31.52 −18.03 −13.78
LAB*LABa 31.52 −18.27 −14.23
LAB*TCHa 25.01 23.17 217.91
relative CIELAB *lab**
lab*lab 0.175 −0.393 −0.306
lab*tch 0.25 0.5 0.605
lab*nch 0.5 0.5 0.605
relative Natural Colour (NC)
lab*lrj 0.175 −0.353 −0.352
lab*tce 0.25 0.5 0.625
lab*ncE 0.5 0.5 g49b

relative Inform. Technology (IT)
olvi3* 0.25 1.0 1.0 (1.0)
cmyn3* 0.75 0.0 0.0 (0.0)
olvi4* 0.25 1.0 1.0 1.0
cmyn4* 0.75 0.0 0.0 0.0
standard and adapted CIELAB
LAB*LAB 57.62 −27.67 −19.14
LAB*LABa 57.62 −27.42 −21.35
LAB*TCHa 62.5 34.76 217.91
relative CIELAB *lab**
lab*lab 0.512 −0.591 −0.46
lab*tch 0.625 0.75 0.605
lab*nch 0.0 0.75 0.605
relative Natural Colour (NC)
lab*lrj 0.512 −0.529 −0.529
lab*tce 0.625 0.75 0.625
lab*ncE 0.0 0.75 g49b

relative Inform. Technology (IT)
olvi3* 0.0 0.75 0.75 (1.0)
cmyn3* 1.0 0.25 0.25 (0.0)
olvi4* 0.25 1.0 1.0 0.75
cmyn4* 0.75 0.0 0.0 0.25
standard and adapted CIELAB
LAB*LAB 38.28 −27.3 −20.44
LAB*LABa 38.28 −27.42 −21.35
LAB*TCHa 37.51 34.76 217.91
relative CIELAB *lab**
lab*lab 0.262 −0.591 −0.46
lab*tch 0.375 0.75 0.605
lab*nch 0.25 0.75 0.605
relative Natural Colour (NC)
lab*lrj 0.262 −0.529 −0.529
lab*tce 0.375 0.75 0.625
lab*ncE 0.25 0.75 g49b

relative Inform. Technology (IT)
olvi3* 0.0 1.0 1.0 (1.0)
cmyn3* 1.0 0.0 0.0 (0.0)
olvi4* 0.0 1.0 1.0 0.0
cmyn4* 1.0 0.0 0.0 0.0
standard and adapted CIELAB
LAB*LAB 45.03 −36.57 −27.11
LAB*LABa 45.03 −36.56 −28.47
LAB*TCHa 50.0 46.35 217.91
relative CIELAB *lab**
lab*lab 0.349 −0.788 −0.613
lab*tch 0.5 1.0 0.605
lab*nch 0.0 1.0 0.605
relative Natural Colour (NC)
lab*lrj 0.349 −0.706 −0.706
lab*tce 0.5 1.0 0.625
lab*ncE 0.0 1.0 g49b

Ausgabe: Farbmetrisches Reflexions-System ORS18

für Buntton $h^* = lab^*h = 236/360 = 0.656$
*lab*tch* und *lab*nch*

D65: Buntton C
LCH*Ma: 59 54 236
rgb*Ma: 0.0 1.0 1.0

Dreiecks-Helligkeit t^*

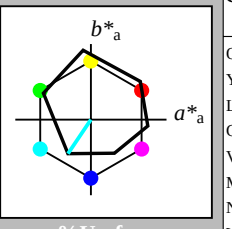

%Umfang
$u^*_{rel} = 93$

ORS18; adaptierte CIELAB-Daten	$L^*=L^*_a$	a^*_a	b^*_a	$C^*_{ab,a}$	$h^*_{ab,a}$
O_{Ma}	47.94	65.37	50.52	82.62	38
Y_{Ma}	90.37	−10.27	91.77	92.34	96
L_{Ma}	50.9	−62.79	34.95	71.87	151
C_{Ma}	58.62	−30.35	−45.01	54.3	236
V_{Ma}	25.71	31.11	−44.42	54.24	305
M_{Ma}	48.13	75.27	−8.35	75.73	354
N_{Ma}	18.01	0.0	0.0	0.0	0
W_{Ma}	95.41	0.0	0.0	0.0	0
R_{CIE}	39.92	58.66	26.98	64.56	25
J_{CIE}	81.26	−2.17	67.76	67.79	92
G_{CIE}	52.23	−42.26	11.75	43.87	164
B_{CIE}	30.57	1.15	−46.84	46.87	271

%Regularität
$g^*_{H,rel} = 57$
$g^*_{C,rel} = 59$

0,25 0,50 0,75 1,00
relative Buntheit c^*
Schwarzheit n^*

$n^* = 0,00$ $n^* = 0,25$ $n^* = 0,50$ $n^* = 1,0$

relative Inform. Technology (IT)
olvi3* 1.0 1.0 1.0 (1.0)
cmyn3* 0.0 0.0 0.0 (0.0)
olvi4* 1.0 1.0 1.0 1.0
cmyn4* 0.0 0.0 0.0 0.0
standard and adapted CIELAB
LAB*LAB 95.41 −0.97 4.75
LAB*LABa 95.41 0.0 0.0
LAB*TCHa 99.99 0.01 –
relative CIELAB *lab**
lab*lab 1.0 0.0 0.0
lab*tch 1.0 0.0 –
lab*nch 0.0 0.0 –
relative Natural Colour (NC)
lab*lrj 1.0 0.0 0.0
lab*tce 1.0 0.0 –
lab*ncE 0.0 0.0 –

relative Inform. Technology (IT)
olvi3* 0.75 1.0 1.0 (1.0)
cmyn3* 0.25 0.0 0.0 (0.0)
olvi4* 0.75 1.0 1.0 1.0
cmyn4* 0.25 0.0 0.0 0.0
standard and adapted CIELAB
LAB*LAB 86.21 −8.38 −7.1
LAB*LABa 86.21 −7.58 −11.24
LAB*TCHa 87.5 13.57 236.01
relative CIELAB *lab**
lab*lab 0.881 −0.139 −0.206
lab*tch 0.875 0.25 0.656
lab*nch 0.0 0.25 0.656
relative Natural Colour (NC)
lab*lrj 0.881 −0.123 −0.216
lab*tce 0.875 0.25 0.667
lab*ncE 0.0 0.25 g66b

relative Inform. Technology (IT)
olvi3* 0.5 1.0 1.0 (1.0)
cmyn3* 0.25 0.0 0.0 (0.0)
olvi4* 0.5 1.0 1.0 1.0
cmyn4* 0.5 0.0 0.0 0.0
standard and adapted CIELAB
LAB*LAB 77.01 −15.79 −18.98
LAB*LABa 77.01 −15.16 −22.5
LAB*TCHa 75.0 27.15 236.01
relative CIELAB *lab**
lab*lab 0.762 −0.278 −0.413
lab*tch 0.75 0.5 0.656
lab*nch 0.0 0.5 0.656
relative Natural Colour (NC)
lab*lrj 0.762 −0.247 −0.433
lab*tce 0.75 0.5 0.667
lab*ncE 0.0 0.5 g66b

relative Inform. Technology (IT)
olvi3* 0.25 1.0 1.0 (1.0)
cmyn3* 0.75 0.0 0.0 (0.0)
olvi4* 0.25 1.0 1.0 1.0
cmyn4* 0.75 0.0 0.0 0.0
standard and adapted CIELAB
LAB*LAB 67.81 −23.21 −30.86
LAB*LABa 67.81 −22.75 −33.75
LAB*TCHa 62.5 40.72 236.01
relative CIELAB *lab**
lab*lab 0.643 −0.418 −0.621
lab*tch 0.625 0.75 0.656
lab*nch 0.0 0.75 0.656
relative Natural Colour (NC)
lab*lrj 0.643 −0.371 −0.65
lab*tce 0.625 0.75 0.667
lab*ncE 0.0 0.75 g66b

relative Inform. Technology (IT)
olvi3* 0.0 1.0 1.0 (1.0)
cmyn3* 1.0 0.0 0.0 (0.0)
olvi4* 0.0 1.0 1.0 1.0
cmyn4* 1.0 0.0 0.0 0.0
standard and adapted CIELAB
LAB*LAB 58.62 −30.62 −42.73
LAB*LABa 58.62 −30.34 −45.01
LAB*TCHa 50.0 54.29 236.01
relative CIELAB *lab**
lab*lab 0.525 −0.558 −0.828
lab*tch 0.5 1.0 0.656
lab*nch 0.0 1.0 0.656
relative Natural Colour (NC)
lab*lrj 0.525 −0.496 −0.867
lab*tce 0.5 1.0 0.667
lab*ncE 0.0 1.0 g66b

relative Inform. Technology (IT)
olvi3* 0.75 1.0 1.0 (1.0)
cmyn3* 0.25 0.0 0.0 (0.0)
olvi4* 0.75 1.0 1.0 1.0
cmyn4* 0.25 0.0 0.0 0.0
standard and adapted CIELAB
LAB*LAB 86.21 −8.38 −7.1
LAB*LABa 86.21 −7.58 −11.24
LAB*TCHa 87.5 13.57 236.01
relative CIELAB *lab**
lab*lab 0.881 −0.139 −0.206
lab*tch 0.875 0.25 0.656
lab*nch 0.0 0.25 0.656
relative Natural Colour (NC)
lab*lrj 0.881 −0.123 −0.216
lab*tce 0.875 0.25 0.667
lab*ncE 0.0 0.25 g66b

relative Inform. Technology (IT)
olvi3* 0.5 0.5 0.5 (1.0)
cmyn3* 0.5 0.5 0.5 (0.0)
olvi4* 1.0 1.0 1.0 0.5
cmyn4* 0.0 0.0 0.0 0.5
standard and adapted CIELAB
LAB*LAB 56.71 −0.23 2.14
LAB*LABa 56.71 0.0 0.0
LAB*TCHa 50.0 0.01 –
relative CIELAB *lab**
lab*lab 0.5 0.0 0.0
lab*tch 0.5 0.0 –
lab*nch 0.5 0.0 –
relative Natural Colour (NC)
lab*lrj 0.5 0.0 0.0
lab*tce 0.5 0.0 –
lab*ncE 0.5 0.0 –

relative Inform. Technology (IT)
olvi3* 0.25 0.25 0.25 (1.0)
cmyn3* 0.75 0.75 0.75 (0.0)
olvi4* 1.0 1.0 1.0 0.25
cmyn4* 0.0 0.0 0.0 0.75
standard and adapted CIELAB
LAB*LAB 37.36 0.13 0.83
LAB*LABa 37.36 0.0 0.0
LAB*TCHa 25.0 0.01 –
relative CIELAB *lab**
lab*lab 0.25 0.0 0.0
lab*tch 0.25 0.0 –
lab*nch 0.75 0.0 –
relative Natural Colour (NC)
lab*lrj 0.25 0.0 0.0
lab*tce 0.25 0.0 –
lab*ncE 0.75 0.0 –

relative Inform. Technology (IT)
olvi3* 0.0 0.0 0.0 (1.0)
cmyn3* 1.0 1.0 1.0 (0.0)
olvi4* 1.0 1.0 1.0 0.0
cmyn4* 0.0 0.0 0.0 1.0
standard and adapted CIELAB
LAB*LAB 18.02 0.5 −0.46
LAB*LABa 18.02 0.0 0.0
LAB*TCHa 0.01 0.01 –
relative CIELAB *lab**
lab*lab 0.0 0.0 0.0
lab*tch 0.0 0.0 –
lab*nch 1.0 0.0 –
relative Natural Colour (NC)
lab*lrj 0.0 0.0 0.0
lab*tce 0.0 0.0 –
lab*ncE 1.0 0.0 –

relative Inform. Technology (IT)
olvi3* 0.75 1.0 1.0 (1.0)
cmyn3* 0.25 0.0 0.0 (0.0)
olvi4* 0.75 1.0 1.0 1.0
cmyn4* 0.25 0.0 0.0 0.0
standard and adapted CIELAB
LAB*LAB 86.21 −8.38 −7.1
LAB*LABa 86.21 −7.58 −11.24
LAB*TCHa 87.5 13.57 236.01
relative CIELAB *lab**
lab*lab 0.881 −0.139 −0.206
lab*tch 0.875 0.25 0.656
lab*nch 0.0 0.25 0.656
relative Natural Colour (NC)
lab*lrj 0.881 −0.123 −0.216
lab*tce 0.875 0.25 0.667
lab*ncE 0.0 0.25 g66b

relative Inform. Technology (IT)
olvi3* 0.25 0.75 0.75 (1.0)
cmyn3* 0.75 0.25 0.25 (0.0)
olvi4* 0.5 1.0 1.0 0.5
cmyn4* 0.5 0.0 0.0 0.5
standard and adapted CIELAB
LAB*LAB 57.66 −15.42 −20.29
LAB*LABa 57.66 −15.17 −22.5
LAB*TCHa 50.0 27.15 236.01
relative CIELAB *lab**
lab*lab 0.512 −0.279 −0.414
lab*tch 0.5 0.5 0.656
lab*nch 0.25 0.5 0.656
relative Natural Colour (NC)
lab*lrj 0.512 −0.247 −0.433
lab*tce 0.5 0.5 0.667
lab*ncE 0.25 0.5 g66b

relative Inform. Technology (IT)
olvi3* 0.0 0.5 0.5 (1.0)
cmyn3* 1.0 0.5 0.5 (0.0)
olvi4* 0.5 1.0 1.0 0.5
cmyn4* 0.5 0.0 0.0 0.5
standard and adapted CIELAB
LAB*LAB 38.32 −15.05 −21.59
LAB*LABa 38.32 −15.16 −22.5
LAB*TCHa 25.01 27.15 236.01
relative CIELAB *lab**
lab*lab 0.262 −0.278 −0.413
lab*tch 0.25 0.5 0.656
lab*nch 0.5 0.5 0.656
relative Natural Colour (NC)
lab*lrj 0.262 −0.247 −0.433
lab*tce 0.25 0.5 0.667
lab*ncE 0.5 0.5 g66b

relative Inform. Technology (IT)
olvi3* 0.25 0.25 0.25 (1.0)
cmyn3* 0.75 0.75 0.75 (0.0)
olvi4* 1.0 1.0 1.0 0.25
cmyn4* 0.0 0.0 0.0 0.75
standard and adapted CIELAB
LAB*LAB 37.36 0.13 0.83
LAB*LABa 37.36 0.0 0.0
LAB*TCHa 25.0 0.01 –
relative CIELAB *lab**
lab*lab 0.25 0.0 0.0
lab*tch 0.25 0.0 –
lab*nch 0.75 0.0 –
relative Natural Colour (NC)
lab*lrj 0.25 0.0 0.0
lab*tce 0.25 0.0 –
lab*ncE 0.75 0.0 –

relative Inform. Technology (IT)
olvi3* 0.0 0.25 0.25 (1.0)
cmyn3* 1.0 0.75 0.75 (0.0)
olvi4* 0.75 1.0 1.0 0.25
cmyn4* 0.25 0.0 0.0 0.75
standard and adapted CIELAB
LAB*LAB 28.17 −7.27 −11.02
LAB*LABa 28.17 −7.58 −11.24
LAB*TCHa 12.5 13.57 236.01
relative CIELAB *lab**
lab*lab 0.131 −0.139 −0.206
lab*tch 0.125 0.25 0.656
lab*nch 0.75 0.25 0.656
relative Natural Colour (NC)
lab*lrj 0.131 −0.123 −0.216
lab*tce 0.125 0.25 0.667
lab*ncE 0.75 0.25 g66b

UG550−7, 5 stufige Reihen für konstanten CIELAB Buntton 218/360 = 0.605 (links)
5 stufige Reihen für konstanten CIELAB Buntton 236/360 = 0.656 (rechts)

BAM-Prüfvorlage UG55; Farbmetrik-Systeme MRS18 & ORS18 input: *cmy0* setcmykcolor*
D65: 2 Koordinaten-Daten von 5stufigen Farbreihen für 10 Buntton output: *olv* setrgbcolor / w* setgray*

Siehe ähnliche Dateien: http://www.ps.bam.de/UG55/
Technische Information: http://www.ps.bam.de Version 2.1, io=0,1, CIEXYZ

BAM-Registrierung: 20060101-UG55/10Q/Q55G04FP.PS/.PDF BAM-Material: Code=rha4ta
Anwendung für Beurteilung und Messung von Drucker– oder Monitorsystemen, Yr=2.5, XYZ
/UG55/ Form: 5/10, Serie: 1/1, Seite: 5 Sattenz hung 5

Eingabe: Farbmetrisches Reflexions-System MRS18

für Buntton *h* = lab*h = 290/360 = 0.806*
*lab*tch* und *lab*nch*

D65: Buntton B
LCH*Ma: 37 67 290
rgb*Ma: 0.0 0.0 1.0

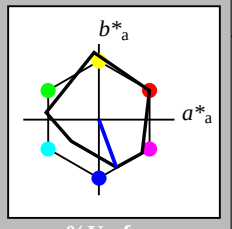

Dreiecks-Helligkeit *t**

%Umfang
u^*_{rel} = 91

MRS18; adaptierte CIELAB-Daten

	$L^*=L^*_a$	a^*_a	b^*_a	$C^*_{ab,a}$	$h^*_{ab,a}$
R_{Ma}	49.63	66.96	38.37	77.18	30
J_{Ma}	90.7	−6.36	88.75	88.98	94
G_{Ma}	52.11	−69.73	9.44	70.37	172
$G50B_{Ma}$	45.03	−36.57	−28.47	46.36	218
B_{Ma}	36.65	23.19	−63.05	67.18	290
$B50R_{Ma}$	34.94	57.17	−44.26	72.31	322
N_{Ma}	18.01	0.0	0.0	0.0	0
W_{Ma}	95.41	0.0	0.0	0.0	0
R_{CIE}	39.92	58.66	26.98	64.56	25
J_{CIE}	81.26	−2.17	67.76	67.79	92
G_{CIE}	52.23	−42.26	11.75	43.87	164
B_{CIE}	30.57	1.15	−46.84	46.87	271

%Regularität
$g^*_{H,rel}$ = 41
$g^*_{C,rel}$ = 52

Ausgabe: Farbmetrisches Reflexions-System ORS18

für Buntton *h* = lab*h = 305/360 = 0.847*
*lab*tch* und *lab*nch*

D65: Buntton V
LCH*Ma: 26 54 305
rgb*Ma: 0.0 0.0 1.0

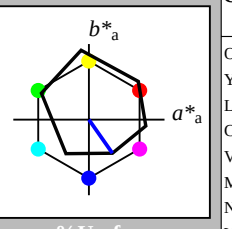

Dreiecks-Helligkeit *t**

%Umfang
u^*_{rel} = 93

ORS18; adaptierte CIELAB-Daten

	$L^*=L^*_a$	a^*_a	b^*_a	$C^*_{ab,a}$	$h^*_{ab,a}$
O_{Ma}	47.94	65.37	50.52	82.62	38
Y_{Ma}	90.37	−10.27	91.77	92.34	96
L_{Ma}	50.9	−62.79	34.95	71.87	151
C_{Ma}	58.62	−30.35	−45.01	54.3	236
V_{Ma}	25.71	31.11	−44.42	54.24	305
M_{Ma}	48.13	75.27	−8.35	75.73	354
N_{Ma}	18.01	0.0	0.0	0.0	0
W_{Ma}	95.41	0.0	0.0	0.0	0
R_{CIE}	39.92	58.66	26.98	64.56	25
J_{CIE}	81.26	−2.17	67.76	67.79	92
G_{CIE}	52.23	−42.26	11.75	43.87	164
B_{CIE}	30.57	1.15	−46.84	46.87	271

%Regularität
$g^*_{H,rel}$ = 57
$g^*_{C,rel}$ = 59

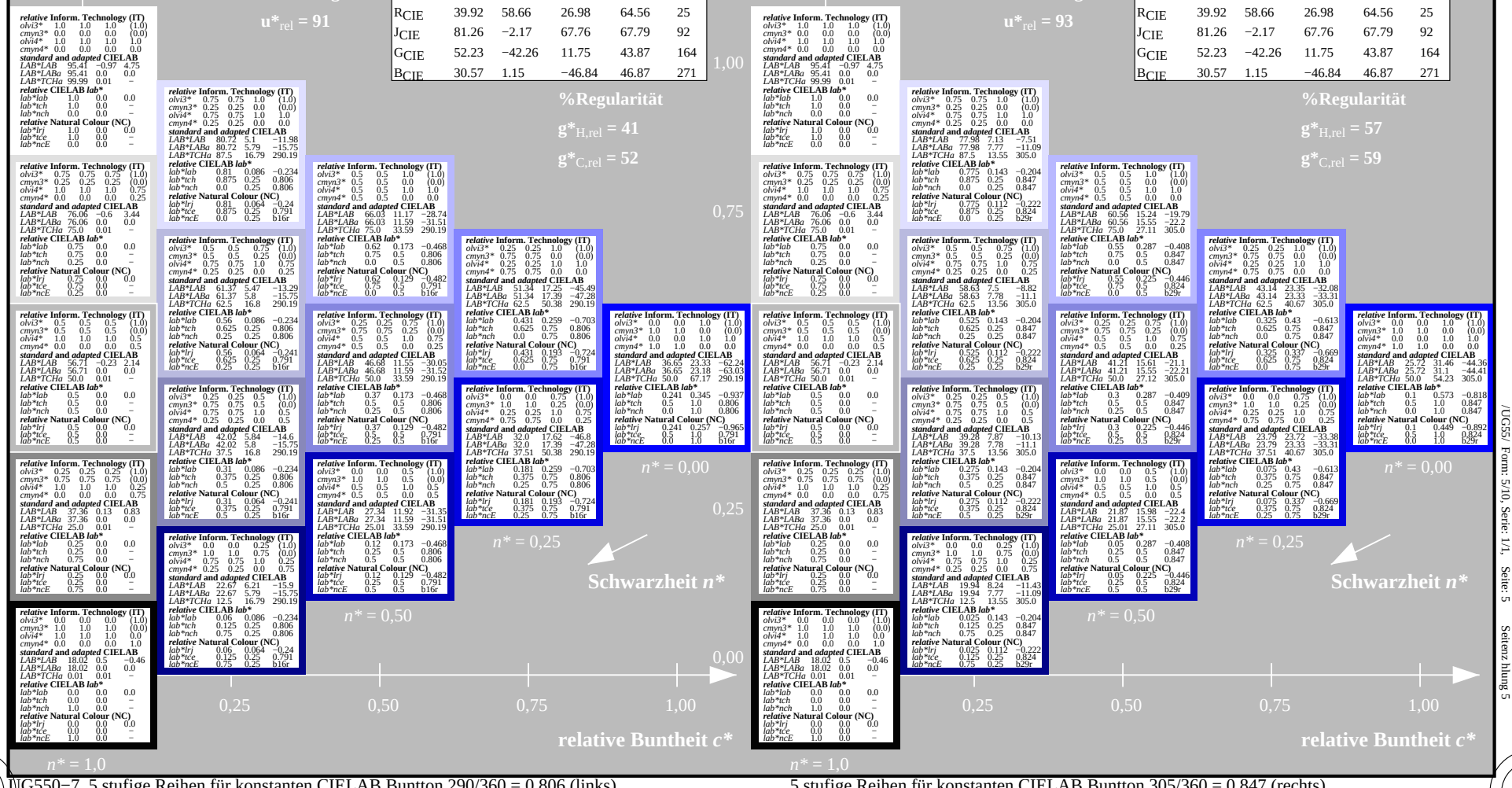

UG550−7, 5 stufige Reihen für konstanten CIELAB Buntton 290/360 = 0.806 (links)

5 stufige Reihen für konstanten CIELAB Buntton 305/360 = 0.847 (rechts)

BAM-Prüfvorlage UG55; Farbmetrik-Systeme MRS18 & ORS18 input: *cmy0* setcmykcolor*
D65: 2 Koordinaten-Daten von 5stufigen Farbreihen für 10 Buntton output: *olv* setrgbcolor / w* setgray*

Eingabe: Farbmetrisches Reflexions-System MRS18

für Buntton $h^* = lab^*h = 322/360 = 0.895$

lab^*tch und lab^*nch

D65: Buntton B50R

LCH*Ma: 35 72 322

rgb*Ma: 1.0 0.0 1.0

Dreiecks-Helligkeit t^*

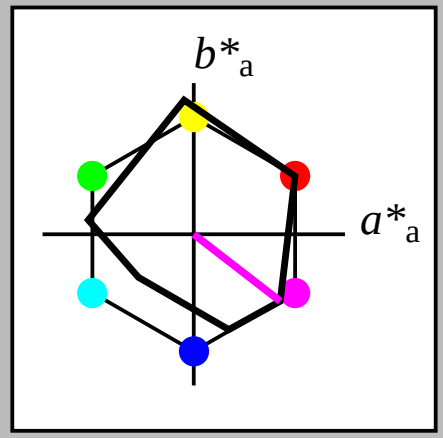

%Umfang

$u^*_{rel} = 91$

MRS18; adaptierte CIELAB-Daten

	$L^*=L^*_a$	a^*_a	b^*_a	$C^*_{ab,a}$	$h^*_{ab,a}$
R_{Ma}	49.63	66.96	38.37	77.18	30
J_{Ma}	90.7	−6.36	88.75	88.98	94
G_{Ma}	52.11	−69.73	9.44	70.37	172
$G50B_{Ma}$	45.03	−36.57	−28.47	46.36	218
B_{Ma}	36.65	23.19	−63.05	67.18	290
$B50R_{Ma}$	34.94	57.17	−44.26	72.31	322
N_{Ma}	18.01	0.0	0.0	0.0	0
W_{Ma}	95.41	0.0	0.0	0.0	0
R_{CIE}	39.92	58.66	26.98	64.56	25
J_{CIE}	81.26	−2.17	67.76	67.79	92
G_{CIE}	52.23	−42.26	11.75	43.87	164
B_{CIE}	30.57	1.15	−46.84	46.87	271

%Regularität

$g^*_{H,rel} = 41$

$g^*_{C,rel} = 52$

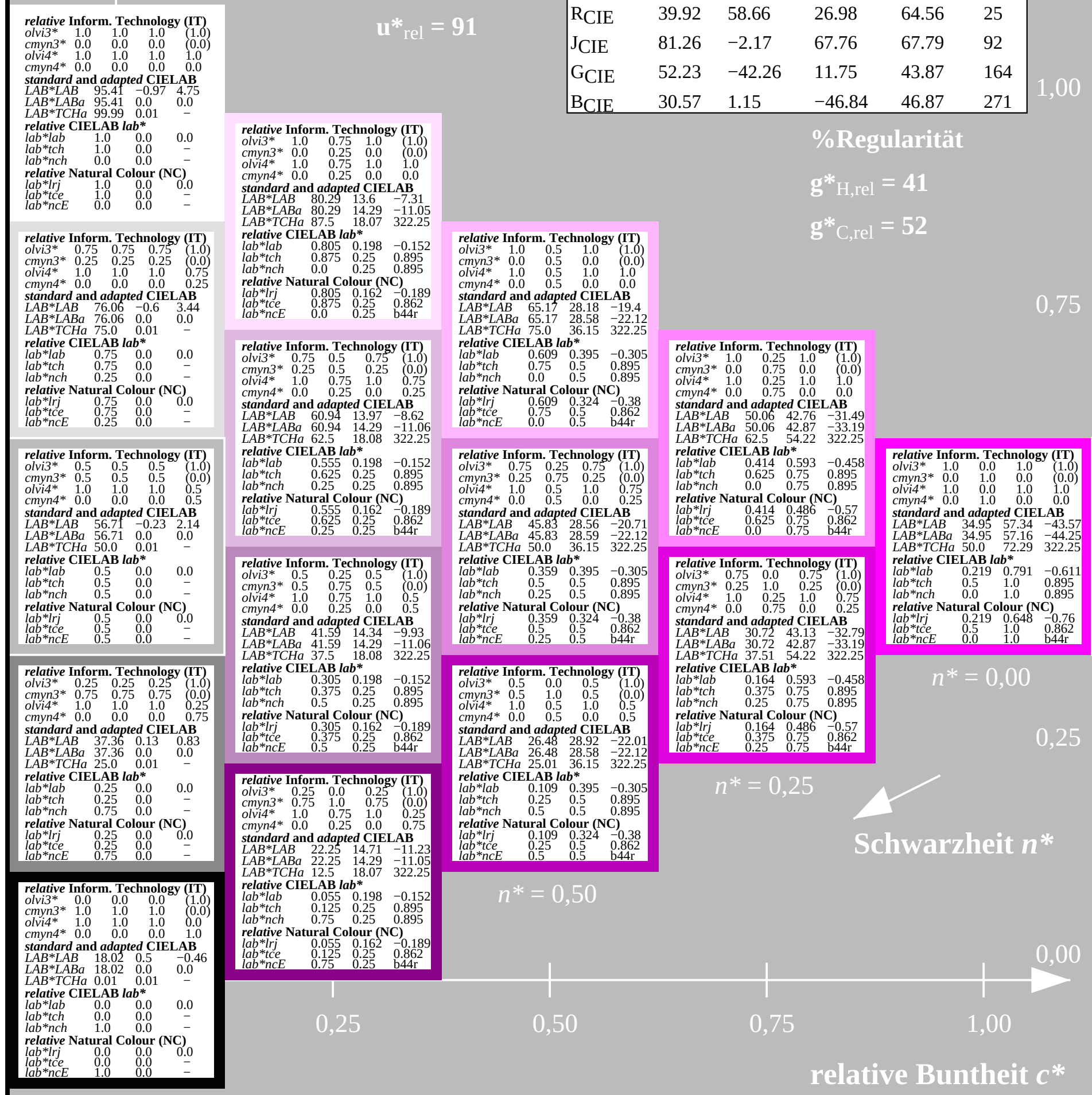

Ausgabe: Farbmetrisches Reflexions-System ORS18

für Buntton $h^* = lab^*h = 354/360 = 0.982$

lab^*tch und lab^*nch

D65: Buntton M

LCH*Ma: 48 76 354

rgb*Ma: 1.0 0.0 1.0

Dreiecks-Helligkeit t^*

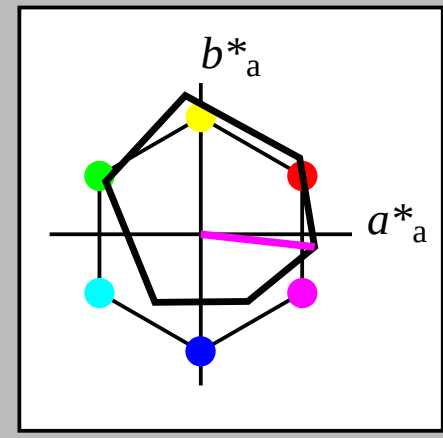

%Umfang

$u^*_{rel} = 93$

ORS18; adaptierte CIELAB-Daten

	$L^*=L^*_a$	a^*_a	b^*_a	$C^*_{ab,a}$	$h^*_{ab,a}$
O_{Ma}	47.94	65.37	50.52	82.62	38
Y_{Ma}	90.37	−10.27	91.77	92.34	96
L_{Ma}	50.9	−62.79	34.95	71.87	151
C_{Ma}	58.62	−30.35	−45.01	54.3	236
V_{Ma}	25.71	31.11	−44.42	54.24	305
M_{Ma}	48.13	75.27	−8.35	75.73	354
N_{Ma}	18.01	0.0	0.0	0.0	0
W_{Ma}	95.41	0.0	0.0	0.0	0
R_{CIE}	39.92	58.66	26.98	64.56	25
J_{CIE}	81.26	−2.17	67.76	67.79	92
G_{CIE}	52.23	−42.26	11.75	43.87	164
B_{CIE}	30.57	1.15	−46.84	46.87	271

%Regularität

$g^*_{H,rel} = 57$

$g^*_{C,rel} = 59$

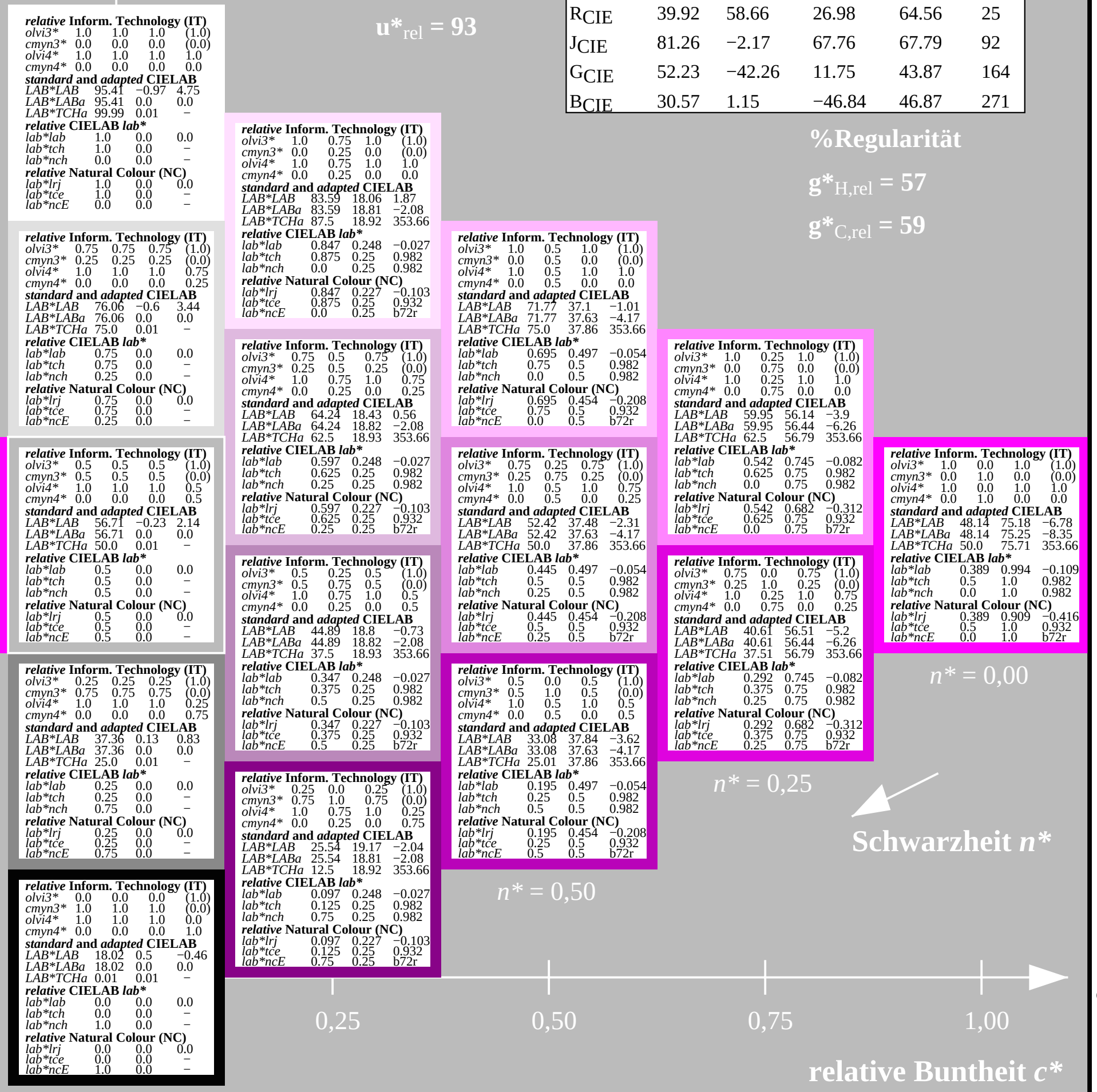

UG550−7, 5 stufige Reihen für konstanten CIELAB Buntton 322/360 = 0.895 (links) 5 stufige Reihen für konstanten CIELAB Buntton 354/360 = 0.982 (rechts)

Siehe ähnliche Dateien: http://www.ps.bam.de/UG55/
Technische Information: http://www.ps.bam.de Version 2.1, io=0,1, CIEXYZ

BAM-Registrierung: 20060101-UG55/10Q/Q55G05FP.PS/.PDF BAM-Material: Code=rha4ta
Anwendung für Beurteilung und Messung von Drucker− oder Monitorsystemen, Yr=2.5, XYZ

www.ps.bam.de/UG55/10Q/Q55G06FP.PS/.PDF; Linearisierte-Ausgabe
F: Ausgabe-Linearisierung (OL-Daten) UG55/10Q/Q55G06FP.DAT in der Datei (F)

Siehe ähnliche Dateien: http://www.ps.bam.de/UG55/
Technische Information: http://www.ps.bam.de Version 2.1, io=0,1, CIEXYZ

BAM-Registrierung: 20060101-UG55/10Q/Q55G06FP.PS/.PDF BAM-Material: Code=rha4ta
Anwendung für Beurteilung und Messung von Drucker– oder Monitorsystemen, Yr=2.5, XYZ
/UG55/ Form: 7/10, Serie: 1/1, Seite: 7 Settenz hung 7

Eingabe: Farbmetrisches Reflexions-System MRS18

für Buntton $h^* = lab^*h = 25/360 = 0.069$
*lab*tch* und *lab*nch*

D65: Buntton R
LCH*Ma: 48 73 25
rgb*Ma: 1.0 0.0 0.1

Dreiecks-Helligkeit t^*

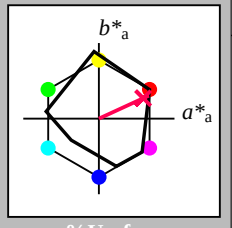

%Umfang
$u^*_{rel} = 91$

MRS18; adaptierte CIELAB-Daten

	$L^*=L^*_a$	a^*_a	b^*_a	$C^*_{ab,a}$	$h^*_{ab,a}$
R_{Ma}	49.63	66.96	38.37	77.18	30
J_{Ma}	90.7	−6.36	88.75	88.98	94
G_{Ma}	52.11	−69.73	9.44	70.37	172
$G50B_{Ma}$	45.03	−36.57	−28.47	46.36	218
B_{Ma}	36.65	23.19	−63.05	67.18	290
$B50R_{Ma}$	34.94	57.17	−44.26	72.31	322
N_{Ma}	18.01	0.0	0.0	0.0	0
W_{Ma}	95.41	0.0	0.0	0.0	0
R_{CIE}	39.92	58.66	26.98	64.56	25
J_{CIE}	81.26	−2.17	67.76	67.79	92
G_{CIE}	52.23	−42.26	11.75	43.87	164
B_{CIE}	30.57	1.15	−46.84	46.87	271

%Regularität
$g^*_{H,rel} = 41$
$g^*_{C,rel} = 52$

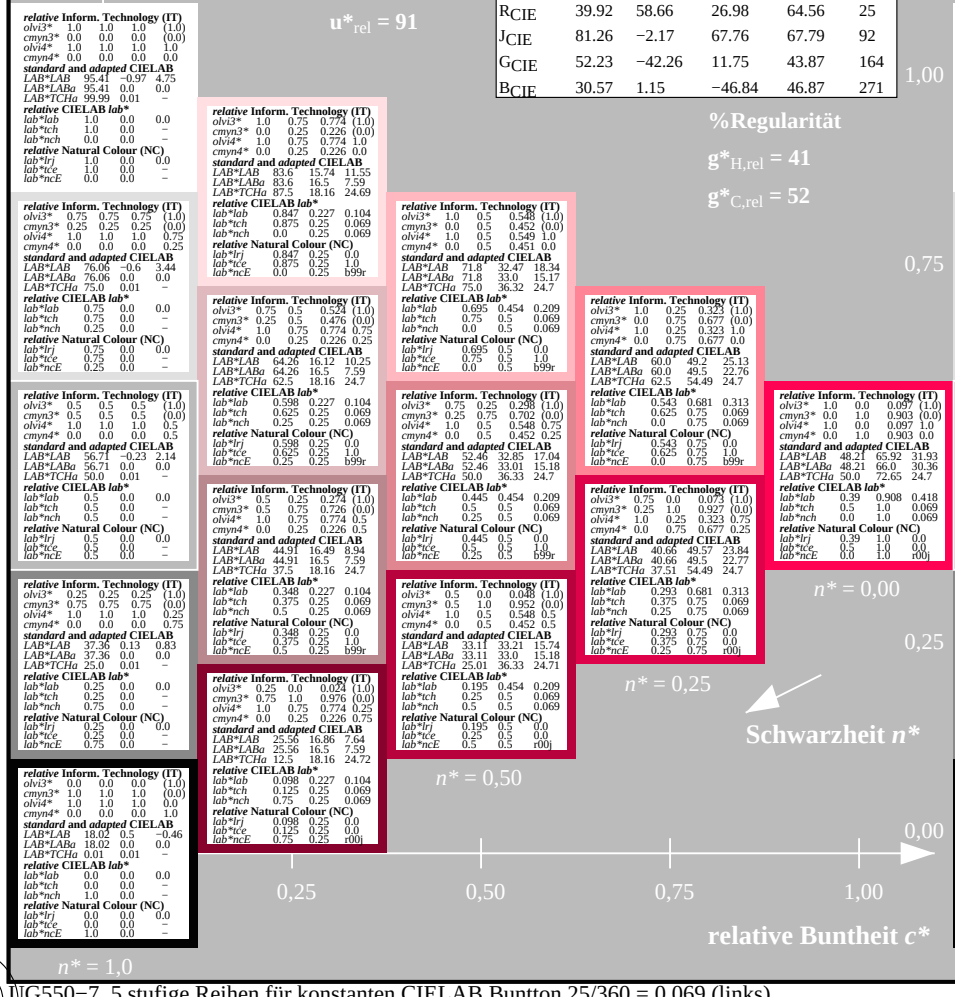

Ausgabe: Farbmetrisches Reflexions-System ORS18

für Buntton $h^* = lab^*h = 25/360 = 0.069$
*lab*tch* und *lab*nch*

D65: Buntton R
LCH*Ma: 48 75 25
rgb*Ma: 1.0 0.0 0.32

Dreiecks-Helligkeit t^*

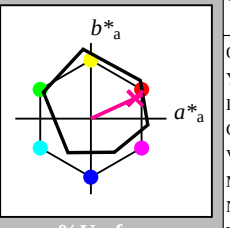

%Umfang
$u^*_{rel} = 93$

ORS18; adaptierte CIELAB-Daten

	$L^*=L^*_a$	a^*_a	b^*_a	$C^*_{ab,a}$	$h^*_{ab,a}$
O_{Ma}	47.94	65.37	50.52	82.62	38
Y_{Ma}	90.37	−10.27	91.77	92.34	96
L_{Ma}	50.9	−62.79	34.95	71.87	151
C_{Ma}	58.62	−30.35	−45.01	54.3	236
V_{Ma}	25.71	31.11	−44.42	54.24	305
M_{Ma}	48.13	75.27	−8.35	75.73	354
N_{Ma}	18.01	0.0	0.0	0.0	0
W_{Ma}	95.41	0.0	0.0	0.0	0
R_{CIE}	39.92	58.66	26.98	64.56	25
J_{CIE}	81.26	−2.17	67.76	67.79	92
G_{CIE}	52.23	−42.26	11.75	43.87	164
B_{CIE}	30.57	1.15	−46.84	46.87	271

%Regularität
$g^*_{H,rel} = 57$
$g^*_{C,rel} = 59$

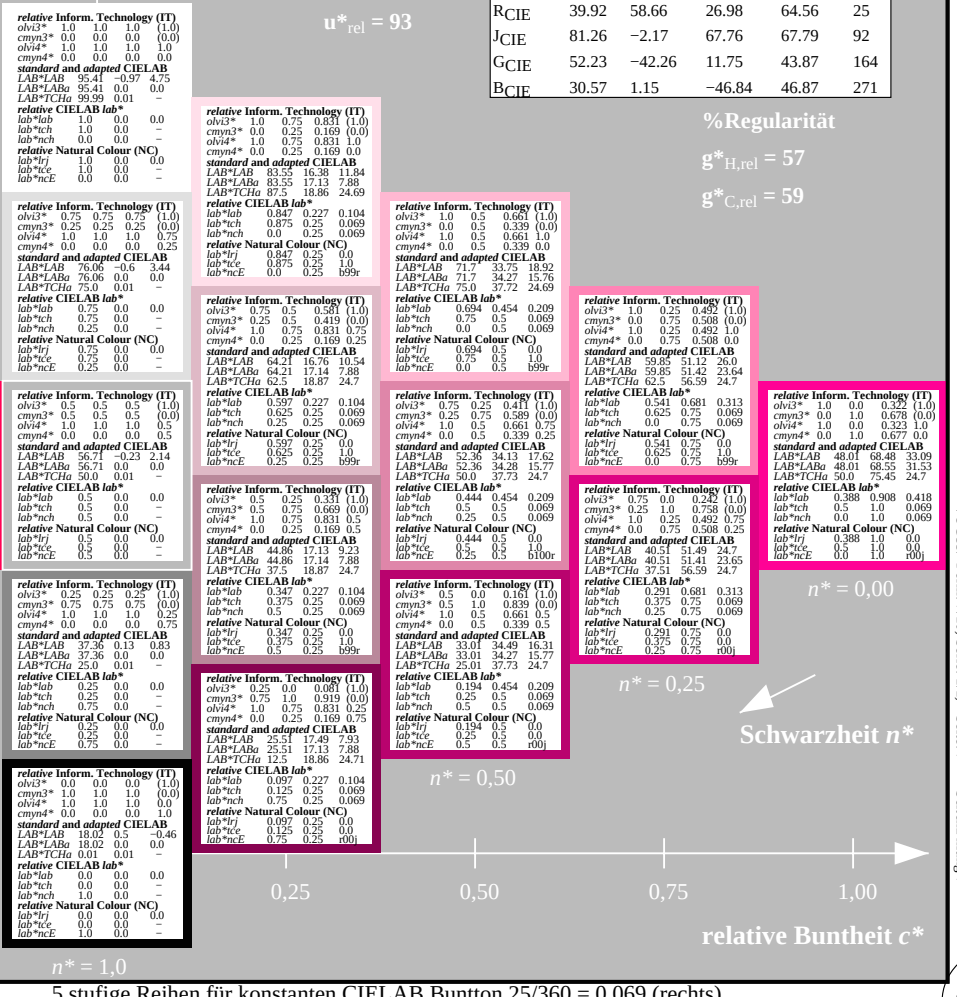

UG550−7, 5 stufige Reihen für konstanten CIELAB Buntton 25/360 = 0.069 (links)
5 stufige Reihen für konstanten CIELAB Buntton 25/360 = 0.069 (rechts)

BAM-Prüfvorlage UG55; Farbmetrik-Systeme MRS18 & ORS18
D65: 2 Koordinaten-Daten von 5stufigen Farbreihen für 10 Bunttöne

input: *cmy0* setcmykcolor*
output: *olv* setrgbcolor / w* setgray*

Siehe ähnliche Dateien: http://www.ps.bam.de/UG55/
Technische Information: http://www.ps.bam.de Version 2.1, io=0,1, CIEXYZ

BAM-Registrierung: 20060101-UG55/10Q/Q55G07FP.PS/.PDF BAM-Material: Code=rha4ta
Anwendung für Beurteilung und Messung von Drucker– oder Monitorsystemen, Yr=2.5, XYZ
/UG55/ Form: 8/10, Serie: 1/1, Seite: 8 Sektenz hung 8

Eingabe: Farbmetrisches Reflexions-System MRS18

für Buntton $h^* = lab^*h = 92/360 = 0.255$
*lab*tch* und *lab*nch*

D65: Buntton J
LCH*Ma: 89 86 92
rgb*Ma: 1.0 0.95 0.0

Dreiecks-Helligkeit t^*

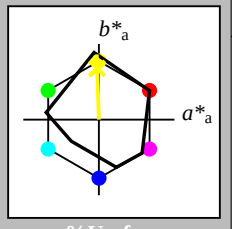

%Umfang
$u^*_{rel} = 91$

MRS18; adaptierte CIELAB-Daten

	$L^*=L^*_a$	a^*_a	b^*_a	$C^*_{ab,a}$	$h^*_{ab,a}$
R_{Ma}	49.63	66.96	38.37	77.18	30
J_{Ma}	90.7	−6.36	88.75	88.98	94
G_{Ma}	52.11	−69.73	9.44	70.37	172
$G50B_{Ma}$	45.03	−36.57	−28.47	46.36	218
B_{Ma}	36.65	23.19	−63.05	67.18	290
$B50R_{Ma}$	34.94	57.17	−44.26	72.31	322
N_{Ma}	18.01	0.0	0.0	0.0	0
W_{Ma}	95.41	0.0	0.0	0.0	0
R_{CIE}	39.92	58.66	26.98	64.56	25
J_{CIE}	81.26	−2.17	67.76	67.79	92
G_{CIE}	52.23	−42.26	11.75	43.87	164
B_{CIE}	30.57	1.15	−46.84	46.87	271

%Regularität
$g^*_{H,rel} = 41$
$g^*_{C,rel} = 52$

1,00
0,75
0,25
0,00
$n^* = 0,00$
$n^* = 0,25$
$n^* = 0,50$
$n^* = 1,0$
Schwarzheit n^*
0,25 0,50 0,75 1,00
relative Buntheit c^*

relative Inform. Technology (IT)
olvi3* 1.0 1.0 1.0 (1.0)
cmyn3* 0.0 0.0 0.0 (0.0)
olvi4* 1.0 1.0 1.0 –
cmyn4* 0.0 0.0 0.0 0.0
***standard and adapted* CIELAB**
LAB*LAB 95.41 −0.97 4.75
LAB*LABa 95.41 0.0 0.0
LAB*TCHa 99.99 0.01 –
relative* CIELAB *lab*
lab*lab 1.0 0.0 0.0
lab*tch 1.0 0.0 –
lab*nch 0.0 0.0 –
***relative* Natural Colour (NC)**
lab*lrj 1.0 0.0 0.0
lab*tce 1.0 0.0 –
lab*ncE 0.0 0.0 –

relative Inform. Technology (IT)
olvi3* 0.75 0.75 0.75 (1.0)
cmyn3* 0.25 0.25 0.25 (0.0)
olvi4* 1.0 1.0 1.0 0.75
cmyn4* 0.0 0.0 0.0 0.25
***standard and adapted* CIELAB**
LAB*LAB 76.06 −0.6 3.44
LAB*LABa 76.06 0.0 0.0
LAB*TCHa 75.0 0.01 –
relative* CIELAB *lab*
lab*lab 0.75 0.0 0.0
lab*tch 0.75 0.0 –
lab*nch 0.25 0.0 –
***relative* Natural Colour (NC)**
lab*lrj 0.75 0.0 0.0
lab*tce 0.75 0.0 –
lab*ncE 0.25 0.0 –

relative Inform. Technology (IT)
olvi3* 0.5 0.5 0.5 (1.0)
cmyn3* 0.5 0.5 0.5 (0.0)
olvi4* 1.0 1.0 1.0 0.5
cmyn4* 0.0 0.0 0.0 0.5
***standard and adapted* CIELAB**
LAB*LAB 56.71 −0.23 2.14
LAB*LABa 56.71 0.0 0.0
LAB*TCHa 50.0 0.01 –
relative* CIELAB *lab*
lab*lab 0.5 0.0 0.0
lab*tch 0.5 0.0 –
lab*nch 0.5 0.0 –
***relative* Natural Colour (NC)**
lab*lrj 0.5 0.0 0.0
lab*tce 0.5 0.0 –
lab*ncE 0.5 0.0 –

relative Inform. Technology (IT)
olvi3* 0.25 0.25 0.25 (1.0)
cmyn3* 0.75 0.75 0.75 (0.0)
olvi4* 1.0 1.0 1.0 0.25
cmyn4* 0.0 0.0 0.0 0.75
***standard and adapted* CIELAB**
LAB*LAB 37.36 0.13 0.83
LAB*LABa 37.36 0.0 0.0
LAB*TCHa 25.0 0.01 –
relative* CIELAB *lab*
lab*lab 0.25 0.0 0.0
lab*tch 0.25 0.0 –
lab*nch 0.75 0.0 –
***relative* Natural Colour (NC)**
lab*lrj 0.25 0.0 0.0
lab*tce 0.25 0.0 –
lab*ncE 0.75 0.0 –

relative Inform. Technology (IT)
olvi3* 0.0 0.0 0.0 (1.0)
cmyn3* 1.0 1.0 1.0 (0.0)
olvi4* 1.0 1.0 1.0 0.0
cmyn4* 0.0 0.0 0.0 1.0
***standard and adapted* CIELAB**
LAB*LAB 18.02 0.5 −0.46
LAB*LABa 18.02 0.0 0.0
LAB*TCHa 0.01 0.01 –
relative* CIELAB *lab*
lab*lab 0.0 0.0 0.0
lab*tch 0.0 0.0 –
lab*nch 1.0 0.0 –
***relative* Natural Colour (NC)**
lab*lrj 0.0 0.0 0.0
lab*tce 0.0 0.0 –
lab*ncE 1.0 0.0 –

relative Inform. Technology (IT)
olvi3* 1.0 0.988 0.75 (1.0)
cmyn3* 0.0 0.012 0.25 (0.0)
olvi4* 1.0 0.988 0.75 1.0
cmyn4* 0.0 0.012 0.25 0.0
***standard and adapted* CIELAB**
LAB*LAB 93.72 −1.64 26.21
LAB*LABa 93.72 −0.69 21.57
LAB*TCHa 87.5 21.58 91.86
relative* CIELAB *lab*
lab*lab 0.978 −0.007 0.25
lab*tch 0.875 0.25 0.255
lab*nch 0.0 0.25 0.255
***relative* Natural Colour (NC)**
lab*lrj 0.978 0.0 0.25
lab*tce 0.875 0.25 0.25
lab*ncE 0.0 0.25 j00g

relative Inform. Technology (IT)
olvi3* 0.75 0.738 0.5 (1.0)
cmyn3* 0.25 0.262 0.5 (0.0)
olvi4* 1.0 0.988 0.75 0.75
cmyn4* 0.0 0.012 0.25 0.25
***standard and adapted* CIELAB**
LAB*LAB 74.38 −1.26 24.91
LAB*LABa 74.38 −0.68 21.57
LAB*TCHa 62.5 21.58 91.84
relative* CIELAB *lab*
lab*lab 0.728 −0.007 0.25
lab*tch 0.625 0.25 0.255
lab*nch 0.25 0.25 0.255
***relative* Natural Colour (NC)**
lab*lrj 0.728 0.0 0.25
lab*tce 0.625 0.25 0.25
lab*ncE 0.25 0.25 r99j

relative Inform. Technology (IT)
olvi3* 0.5 0.488 0.25 (1.0)
cmyn3* 0.5 0.512 0.75 (0.0)
olvi4* 1.0 0.988 0.75 0.5
cmyn4* 0.0 0.012 0.25 0.5
***standard and adapted* CIELAB**
LAB*LAB 55.03 −0.89 23.6
LAB*LABa 55.03 −0.68 21.57
LAB*TCHa 37.5 21.58 91.84
relative* CIELAB *lab*
lab*lab 0.478 −0.007 0.25
lab*tch 0.375 0.25 0.255
lab*nch 0.5 0.25 0.255
***relative* Natural Colour (NC)**
lab*lrj 0.478 0.0 0.25
lab*tce 0.375 0.25 0.25
lab*ncE 0.5 0.25 r99j

relative Inform. Technology (IT)
olvi3* 0.25 0.238 0.0 (1.0)
cmyn3* 0.75 0.762 1.0 (0.0)
olvi4* 1.0 0.988 0.75 0.25
cmyn4* 0.0 0.012 0.25 0.75
***standard and adapted* CIELAB**
LAB*LAB 35.68 −0.52 22.29
LAB*LABa 35.68 −0.68 21.56
LAB*TCHa 12.5 21.57 91.84
relative* CIELAB *lab*
lab*lab 0.228 −0.007 0.25
lab*tch 0.125 0.25 0.255
lab*nch 0.75 0.25 0.255
***relative* Natural Colour (NC)**
lab*lrj 0.228 0.0 0.25
lab*tce 0.125 0.25 0.25
lab*ncE 0.75 0.25 r99j

relative Inform. Technology (IT)
olvi3* 1.0 0.976 0.5 (1.0)
cmyn3* 0.0 0.024 0.5 (0.0)
olvi4* 1.0 0.976 0.5 1.0
cmyn4* 0.0 0.024 0.5 0.0
***standard and adapted* CIELAB**
LAB*LAB 92.04 −2.3 47.67
LAB*LABa 92.04 −1.39 43.14
LAB*TCHa 75.0 43.16 91.85
relative* CIELAB *lab*
lab*lab 0.957 −0.015 0.5
lab*tch 0.75 0.5 0.255
lab*nch 0.0 0.5 0.255
***relative* Natural Colour (NC)**
lab*lrj 0.957 0.0 0.5
lab*tce 0.75 0.5 0.25
lab*ncE 0.0 0.5 j00g

relative Inform. Technology (IT)
olvi3* 0.75 0.726 0.25 (1.0)
cmyn3* 0.25 0.274 0.75 (0.0)
olvi4* 1.0 0.976 0.5 0.75
cmyn4* 0.0 0.024 0.5 0.25
***standard and adapted* CIELAB**
LAB*LAB 72.7 −1.92 46.37
LAB*LABa 72.7 −1.38 43.14
LAB*TCHa 50.0 43.16 91.84
relative* CIELAB *lab*
lab*lab 0.707 −0.015 0.5
lab*tch 0.5 0.5 0.255
lab*nch 0.25 0.5 0.255
***relative* Natural Colour (NC)**
lab*lrj 0.707 0.0 0.5
lab*tce 0.5 0.5 0.25
lab*ncE 0.25 0.5 r99j

relative Inform. Technology (IT)
olvi3* 0.5 0.476 0.0 (1.0)
cmyn3* 0.5 0.524 1.0 (0.0)
olvi4* 1.0 0.976 0.5 0.5
cmyn4* 0.0 0.024 0.5 0.5
***standard and adapted* CIELAB**
LAB*LAB 53.35 −1.55 45.05
LAB*LABa 53.35 −1.38 43.13
LAB*TCHa 25.01 43.16 91.84
relative* CIELAB *lab*
lab*lab 0.457 −0.015 0.5
lab*tch 0.25 0.5 0.255
lab*nch 0.5 0.5 0.255
***relative* Natural Colour (NC)**
lab*lrj 0.457 0.0 0.5
lab*tce 0.25 0.5 0.25
lab*ncE 0.5 0.5 r99j

relative Inform. Technology (IT)
olvi3* 0.75 0.713 0.0 (1.0)
cmyn3* 0.25 0.287 1.0 (0.0)
olvi4* 1.0 0.963 0.25 0.75
cmyn4* 0.0 0.037 0.75 0.25
***standard and adapted* CIELAB**
LAB*LAB 71.02 −2.59 67.82
LAB*LABa 71.02 −2.07 64.7
LAB*TCHa 37.51 64.74 91.84
relative* CIELAB *lab*
lab*lab 0.685 −0.023 0.75
lab*tch 0.375 0.75 0.255
lab*nch 0.25 0.75 0.255
***relative* Natural Colour (NC)**
lab*lrj 0.685 0.0 0.75
lab*tce 0.375 0.75 0.25
lab*ncE 0.25 0.75 r99j

relative Inform. Technology (IT)
olvi3* 1.0 0.963 0.25 (1.0)
cmyn3* 0.0 0.037 0.75 (0.0)
olvi4* 1.0 0.963 0.25 1.0
cmyn4* 0.0 0.037 0.75 0.0
***standard and adapted* CIELAB**
LAB*LAB 90.36 −2.96 69.13
LAB*LABa 90.36 −2.08 64.71
LAB*TCHa 62.5 64.74 91.85
relative* CIELAB *lab*
lab*lab 0.935 −0.023 0.75
lab*tch 0.625 0.75 0.255
lab*nch 0.0 0.75 0.255
***relative* Natural Colour (NC)**
lab*lrj 0.935 0.0 0.75
lab*tce 0.625 0.75 0.25
lab*ncE 0.0 0.75 j00g

relative Inform. Technology (IT)
olvi3* 1.0 0.951 0.0 (1.0)
cmyn3* 0.0 0.049 1.0 (0.0)
olvi4* 1.0 0.951 0.0 1.0
cmyn4* 0.0 0.049 1.0 0.0
***standard and adapted* CIELAB**
LAB*LAB 88.68 −3.62 90.58
LAB*LABa 88.68 −2.77 86.27
LAB*TCHa 50.0 86.32 91.85
relative* CIELAB *lab*
lab*lab 0.913 −0.031 0.999
lab*tch 0.5 1.0 0.255
lab*nch 0.0 1.0 0.255
***relative* Natural Colour (NC)**
lab*lrj 0.913 0.0 1.0
lab*tce 0.5 1.0 0.25
lab*ncE 0.0 1.0 j00g

Ausgabe: Farbmetrisches Reflexions-System ORS18

für Buntton $h^* = lab^*h = 92/360 = 0.255$
*lab*tch* und *lab*nch*

D65: Buntton J
LCH*Ma: 86 88 92
rgb*Ma: 1.0 0.9 0.0

Dreiecks-Helligkeit t^*

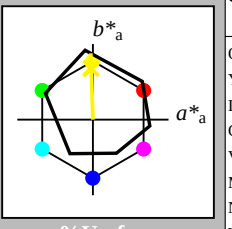

%Umfang
$u^*_{rel} = 93$

ORS18; adaptierte CIELAB-Daten

	$L^*=L^*_a$	a^*_a	b^*_a	$C^*_{ab,a}$	$h^*_{ab,a}$
O_{Ma}	47.94	65.37	50.52	82.62	38
Y_{Ma}	90.37	−10.27	91.77	92.34	96
L_{Ma}	50.9	−62.79	34.95	71.87	151
C_{Ma}	58.62	−30.35	−45.01	54.3	236
V_{Ma}	25.71	31.11	−44.42	54.24	305
M_{Ma}	48.13	75.27	−8.35	75.73	354
N_{Ma}	18.01	0.0	0.0	0.0	0
W_{Ma}	95.41	0.0	0.0	0.0	0
R_{CIE}	39.92	58.66	26.98	64.56	25
J_{CIE}	81.26	−2.17	67.76	67.79	92
G_{CIE}	52.23	−42.26	11.75	43.87	164
B_{CIE}	30.57	1.15	−46.84	46.87	271

%Regularität
$g^*_{H,rel} = 57$
$g^*_{C,rel} = 59$

0,75
0,25
0,00
$n^* = 0,00$
$n^* = 0,25$
$n^* = 0,50$
$n^* = 1,0$
Schwarzheit n^*
0,25 0,50 0,75 1,00
relative Buntheit c^*

relative Inform. Technology (IT)
olvi3* 1.0 1.0 1.0 (1.0)
cmyn3* 0.0 0.0 0.0 (0.0)
olvi4* 1.0 1.0 1.0 –
cmyn4* 0.0 0.0 0.0 0.0
***standard and adapted* CIELAB**
LAB*LAB 95.41 −0.97 4.75
LAB*LABa 95.41 0.0 0.0
LAB*TCHa 99.99 0.01 –
relative* CIELAB *lab*
lab*lab 1.0 0.0 0.0
lab*tch 1.0 0.0 –
lab*nch 0.0 0.0 –
***relative* Natural Colour (NC)**
lab*lrj 1.0 0.0 0.0
lab*tce 1.0 0.0 –
lab*ncE 0.0 0.0 –

relative Inform. Technology (IT)
olvi3* 0.75 0.75 0.75 (1.0)
cmyn3* 0.25 0.25 0.25 (0.0)
olvi4* 1.0 1.0 1.0 0.75
cmyn4* 0.0 0.0 0.0 0.25
***standard and adapted* CIELAB**
LAB*LAB 76.06 −0.6 3.44
LAB*LABa 76.06 0.0 0.0
LAB*TCHa 75.0 0.01 –
relative* CIELAB *lab*
lab*lab 0.75 0.0 0.0
lab*tch 0.75 0.0 –
lab*nch 0.25 0.0 –
***relative* Natural Colour (NC)**
lab*lrj 0.75 0.0 0.0
lab*tce 0.75 0.0 –
lab*ncE 0.25 0.0 –

relative Inform. Technology (IT)
olvi3* 0.5 0.5 0.5 (1.0)
cmyn3* 0.5 0.5 0.5 (0.0)
olvi4* 1.0 1.0 1.0 0.5
cmyn4* 0.0 0.0 0.0 0.5
***standard and adapted* CIELAB**
LAB*LAB 56.71 −0.23 2.14
LAB*LABa 56.71 0.0 0.0
LAB*TCHa 50.0 0.01 –
relative* CIELAB *lab*
lab*lab 0.5 0.0 0.0
lab*tch 0.5 0.0 –
lab*nch 0.5 0.0 –
***relative* Natural Colour (NC)**
lab*lrj 0.5 0.0 0.0
lab*tce 0.5 0.0 –
lab*ncE 0.5 0.0 –

relative Inform. Technology (IT)
olvi3* 0.25 0.25 0.25 (1.0)
cmyn3* 0.75 0.75 0.75 (0.0)
olvi4* 1.0 1.0 1.0 0.25
cmyn4* 0.0 0.0 0.0 0.75
***standard and adapted* CIELAB**
LAB*LAB 37.36 0.13 0.83
LAB*LABa 37.36 0.0 0.0
LAB*TCHa 25.0 0.01 –
relative* CIELAB *lab*
lab*lab 0.25 0.0 0.0
lab*tch 0.25 0.0 –
lab*nch 0.75 0.0 –
***relative* Natural Colour (NC)**
lab*lrj 0.25 0.0 0.0
lab*tce 0.25 0.0 –
lab*ncE 0.75 0.0 –

relative Inform. Technology (IT)
olvi3* 0.0 0.0 0.0 (1.0)
cmyn3* 1.0 1.0 1.0 (0.0)
olvi4* 1.0 1.0 1.0 0.0
cmyn4* 0.0 0.0 0.0 1.0
***standard and adapted* CIELAB**
LAB*LAB 18.02 0.5 −0.46
LAB*LABa 18.02 0.0 0.0
LAB*TCHa 0.01 0.01 –
relative* CIELAB *lab*
lab*lab 0.0 0.0 0.0
lab*tch 0.0 0.0 –
lab*nch 1.0 0.0 –
***relative* Natural Colour (NC)**
lab*lrj 0.0 0.0 0.0
lab*tce 0.0 0.0 –
lab*ncE 1.0 0.0 –

relative Inform. Technology (IT)
olvi3* 1.0 0.975 0.75 (1.0)
cmyn3* 0.0 0.025 0.25 (0.0)
olvi4* 1.0 0.975 0.75 1.0
cmyn4* 0.0 0.025 0.25 0.0
***standard and adapted* CIELAB**
LAB*LAB 93.1 −1.64 26.52
LAB*LABa 93.1 −0.7 21.92
LAB*TCHa 87.5 21.93 91.86
relative* CIELAB *lab*
lab*lab 0.97 −0.007 0.25
lab*tch 0.875 0.25 0.255
lab*nch 0.0 0.25 0.255
***relative* Natural Colour (NC)**
lab*lrj 0.97 0.0 0.25
lab*tce 0.875 0.25 0.25
lab*ncE 0.0 0.25 j00g

relative Inform. Technology (IT)
olvi3* 0.75 0.725 0.5 (1.0)
cmyn3* 0.25 0.275 0.5 (0.0)
olvi4* 1.0 0.975 0.75 0.75
cmyn4* 0.0 0.025 0.25 0.25
***standard and adapted* CIELAB**
LAB*LAB 73.75 −1.26 25.22
LAB*LABa 73.75 −0.7 21.93
LAB*TCHa 62.5 21.94 91.84
relative* CIELAB *lab*
lab*lab 0.72 −0.007 0.25
lab*tch 0.625 0.25 0.255
lab*nch 0.25 0.25 0.255
***relative* Natural Colour (NC)**
lab*lrj 0.72 0.0 0.25
lab*tce 0.625 0.25 0.25
lab*ncE 0.25 0.25 r99j

relative Inform. Technology (IT)
olvi3* 0.5 0.475 0.25 (1.0)
cmyn3* 0.5 0.525 0.75 (0.0)
olvi4* 1.0 0.975 0.75 0.5
cmyn4* 0.0 0.025 0.25 0.5
***standard and adapted* CIELAB**
LAB*LAB 54.4 −0.89 23.92
LAB*LABa 54.4 −0.7 21.93
LAB*TCHa 37.5 21.94 91.84
relative* CIELAB *lab*
lab*lab 0.47 −0.007 0.25
lab*tch 0.375 0.25 0.255
lab*nch 0.5 0.25 0.255
***relative* Natural Colour (NC)**
lab*lrj 0.47 0.0 0.25
lab*tce 0.375 0.25 0.25
lab*ncE 0.5 0.25 r99j

relative Inform. Technology (IT)
olvi3* 0.25 0.225 0.0 (1.0)
cmyn3* 0.75 0.775 1.0 (0.0)
olvi4* 1.0 0.975 0.75 0.25
cmyn4* 0.0 0.025 0.25 0.75
***standard and adapted* CIELAB**
LAB*LAB 35.05 −0.52 22.6
LAB*LABa 35.05 −0.69 21.92
LAB*TCHa 12.5 21.93 91.84
relative* CIELAB *lab*
lab*lab 0.22 −0.007 0.25
lab*tch 0.125 0.25 0.255
lab*nch 0.75 0.25 0.255
***relative* Natural Colour (NC)**
lab*lrj 0.22 0.0 0.25
lab*tce 0.125 0.25 0.25
lab*ncE 0.75 0.25 r99j

relative Inform. Technology (IT)
olvi3* 1.0 0.951 0.5 (1.0)
cmyn3* 0.0 0.049 0.5 (0.0)
olvi4* 1.0 0.951 0.5 1.0
cmyn4* 0.0 0.049 0.5 0.0
***standard and adapted* CIELAB**
LAB*LAB 90.8 −2.3 48.29
LAB*LABa 90.8 −1.41 43.85
LAB*TCHa 75.0 43.87 91.85
relative* CIELAB *lab*
lab*lab 0.94 −0.015 0.5
lab*tch 0.75 0.5 0.255
lab*nch 0.0 0.5 0.255
***relative* Natural Colour (NC)**
lab*lrj 0.94 0.0 0.5
lab*tce 0.75 0.5 0.25
lab*ncE 0.0 0.5 j00g

relative Inform. Technology (IT)
olvi3* 0.75 0.701 0.25 (1.0)
cmyn3* 0.25 0.299 0.75 (0.0)
olvi4* 1.0 0.951 0.5 0.75
cmyn4* 0.0 0.049 0.5 0.25
***standard and adapted* CIELAB**
LAB*LAB 71.45 −1.92 46.99
LAB*LABa 71.45 −1.4 43.85
LAB*TCHa 50.0 43.87 91.84
relative* CIELAB *lab*
lab*lab 0.69 −0.015 0.5
lab*tch 0.5 0.5 0.255
lab*nch 0.25 0.5 0.255
***relative* Natural Colour (NC)**
lab*lrj 0.69 0.0 0.5
lab*tce 0.5 0.5 0.25
lab*ncE 0.25 0.5 r99j

relative Inform. Technology (IT)
olvi3* 0.5 0.451 0.0 (1.0)
cmyn3* 0.5 0.549 1.0 (0.0)
olvi4* 1.0 0.951 0.5 0.5
cmyn4* 0.0 0.049 0.5 0.5
***standard and adapted* CIELAB**
LAB*LAB 52.1 −1.55 45.68
LAB*LABa 52.1 −1.4 43.84
LAB*TCHa 25.01 43.87 91.84
relative* CIELAB *lab*
lab*lab 0.44 −0.015 0.5
lab*tch 0.25 0.5 0.255
lab*nch 0.5 0.5 0.255
***relative* Natural Colour (NC)**
lab*lrj 0.44 0.0 0.5
lab*tce 0.25 0.5 0.25
lab*ncE 0.5 0.5 r99j

relative Inform. Technology (IT)
olvi3* 1.0 0.926 0.25 (1.0)
cmyn3* 0.0 0.074 0.75 (0.0)
olvi4* 1.0 0.926 0.25 1.0
cmyn4* 0.0 0.074 0.75 0.0
***standard and adapted* CIELAB**
LAB*LAB 88.49 −2.96 70.06
LAB*LABa 88.49 −2.11 65.77
LAB*TCHa 62.5 65.81 91.85
relative* CIELAB *lab*
lab*lab 0.911 −0.023 0.75
lab*tch 0.625 0.75 0.255
lab*nch 0.0 0.75 0.255
***relative* Natural Colour (NC)**
lab*lrj 0.911 0.0 0.75
lab*tce 0.625 0.75 0.25
lab*ncE 0.0 0.75 j00g

relative Inform. Technology (IT)
olvi3* 0.75 0.676 0.0 (1.0)
cmyn3* 0.25 0.324 1.0 (0.0)
olvi4* 1.0 0.926 0.25 0.75
cmyn4* 0.0 0.074 0.75 0.25
***standard and adapted* CIELAB**
LAB*LAB 69.15 −2.58 68.75
LAB*LABa 69.15 −2.11 65.77
LAB*TCHa 37.51 65.8 91.84
relative* CIELAB *lab*
lab*lab 0.661 −0.023 0.75
lab*tch 0.375 0.75 0.255
lab*nch 0.25 0.75 0.255
***relative* Natural Colour (NC)**
lab*lrj 0.661 0.0 0.75
lab*tce 0.375 0.75 0.25
lab*ncE 0.25 0.75 r99j

relative Inform. Technology (IT)
olvi3* 1.0 0.901 0.0 (1.0)
cmyn3* 0.0 0.099 1.0 (0.0)
olvi4* 1.0 0.902 0.0 1.0
cmyn4* 0.0 0.098 1.0 0.0
***standard and adapted* CIELAB**
LAB*LAB 86.19 −3.62 91.83
LAB*LABa 86.19 −2.82 87.69
LAB*TCHa 50.0 87.73 91.85
relative* CIELAB *lab*
lab*lab 0.881 −0.031 0.999
lab*tch 0.5 1.0 0.255
lab*nch 0.0 1.0 0.255
***relative* Natural Colour (NC)**
lab*lrj 0.881 0.0 1.0
lab*tce 0.5 1.0 0.25
lab*ncE 0.0 1.0 j00g

UG550−7, 5 stufige Reihen für konstanten CIELAB Buntton 92/360 = 0.255 (links)

5 stufige Reihen für konstanten CIELAB Buntton 92/360 = 0.255 (rechts)

BAM-Prüfvorlage UG55; Farbmetrik-Systeme MRS18 & ORS18 input: *cmy0* setcmykcolor*
D65: 2 Koordinaten-Daten von 5stufigen Farbreihen für 10 Buntton output: *olv* setrgbcolor / w* setgray*

Siehe ähnliche Dateien: http://www.ps.bam.de/UG55/
Technische Information: http://www.ps.bam.de Version 2.1, io=0,1, CIEXYZ

Eingabe: Farbmetrisches Reflexions-System MRS18

für Buntton *h* = lab*h = 164/360 = 0.457*
lab*tch* und *lab*nch

D65: Buntton G
LCH*Ma: 56 66 164
rgb*Ma: 0.1 1.0 0.0

Dreiecks-Helligkeit *t**

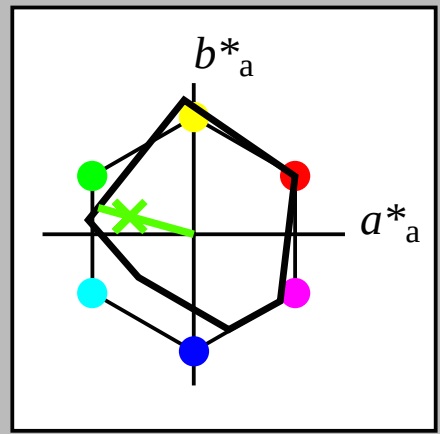

%Umfang

u*rel = 91

MRS18; adaptierte CIELAB-Daten

	L*=L*a	a*a	b*a	C*ab,a	h*ab,a
RMa	49.63	66.96	38.37	77.18	30
JMa	90.7	−6.36	88.75	88.98	94
GMa	52.11	−69.73	9.44	70.37	172
G50BMa	45.03	−36.57	−28.47	46.36	218
BMa	36.65	23.19	−63.05	67.18	290
B50RMa	34.94	57.17	−44.26	72.31	322
NMa	18.01	0.0	0.0	0.0	0
WMa	95.41	0.0	0.0	0.0	0
RCIE	39.92	58.66	26.98	64.56	25
JCIE	81.26	−2.17	67.76	67.79	92
GCIE	52.23	−42.26	11.75	43.87	164
BCIE	30.57	1.15	−46.84	46.87	271

%Regularität

g*H,rel = 41

g*C,rel = 52

relative Inform. Technology (IT)
olvi3* 1.0 1.0 1.0 (1.0)
cmyn3* 0.0 0.0 0.0 (0.0)
olvi4* 1.0 1.0 1.0 1.0
cmyn4* 0.0 0.0 0.0 0.0
standard and *adapted* CIELAB
LAB*LAB 95.41 −0.97 4.75
LAB*LABa 95.41 0.0 0.0
LAB*TCHa 99.99 0.01 −
relative CIELAB *lab**
lab*lab 1.0 0.0 0.0
lab*tch 1.0 0.0 −
lab*nch 0.0 0.0 −
relative Natural Colour (NC)
lab*lrj 1.0 0.0 0.0
lab*tce 1.0 0.0 −
lab*ncE 0.0 0.0 −

relative Inform. Technology (IT)
olvi3* 0.776 1.0 0.75 (1.0)
cmyn3* 0.224 0.0 0.25 (0.0)
olvi4* 0.776 1.0 0.75 1.0
cmyn4* 0.224 0.0 0.25 0.0
standard and *adapted* CIELAB
LAB*LAB 85.57 −16.58 8.49
LAB*LABa 85.57 −15.79 4.4
LAB*TCHa 87.5 16.4 164.45
relative CIELAB *lab**
lab*lab 0.873 −0.24 0.067
lab*tch 0.875 0.25 0.457
lab*nch 0.0 0.25 0.457
relative Natural Colour (NC)
lab*lrj 0.873 −0.249 0.0
lab*tce 0.875 0.25 0.5
lab*ncE 0.0 0.25 j99g

relative Inform. Technology (IT)
olvi3* 0.75 0.75 0.75 (1.0)
cmyn3* 0.25 0.25 0.25 (0.0)
olvi4* 1.0 1.0 1.0 0.75
cmyn4* 0.0 0.0 0.0 0.25
standard and *adapted* CIELAB
LAB*LAB 76.06 −0.6 3.44
LAB*LABa 76.06 0.0 0.0
LAB*TCHa 75.0 0.01 −
relative CIELAB *lab**
lab*lab 0.75 0.0 0.0
lab*tch 0.75 0.0 −
lab*nch 0.25 0.0 −
relative Natural Colour (NC)
lab*lrj 0.75 0.0 0.0
lab*tce 0.75 0.0 −
lab*ncE 0.25 0.0 −

relative Inform. Technology (IT)
olvi3* 0.551 1.0 0.5 (1.0)
cmyn3* 0.449 0.0 0.5 (0.0)
olvi4* 0.551 1.0 0.5 1.0
cmyn4* 0.449 0.0 0.5 0.0
standard and *adapted* CIELAB
LAB*LAB 75.74 −32.2 12.22
LAB*LABa 75.74 −31.6 8.79
LAB*TCHa 75.0 32.81 164.46
relative CIELAB *lab**
lab*lab 0.746 −0.481 0.134
lab*tch 0.75 0.5 0.457
lab*nch 0.0 0.5 0.457
relative Natural Colour (NC)
lab*lrj 0.746 −0.499 0.0
lab*tce 0.75 0.5 0.5
lab*ncE 0.0 0.5 j99g

relative Inform. Technology (IT)
olvi3* 0.526 0.75 0.5 (1.0)
cmyn3* 0.474 0.25 0.5 (0.0)
olvi4* 0.776 1.0 0.75 0.75
cmyn4* 0.224 0.0 0.25 0.25
standard and *adapted* CIELAB
LAB*LAB 66.22 −16.22 7.19
LAB*LABa 66.22 −15.8 4.4
LAB*TCHa 62.5 16.41 164.46
relative CIELAB *lab**
lab*lab 0.623 −0.24 0.067
lab*tch 0.625 0.25 0.457
lab*nch 0.25 0.25 0.457
relative Natural Colour (NC)
lab*lrj 0.623 −0.249 0.0
lab*tce 0.625 0.25 0.5
lab*ncE 0.25 0.25 j99g

relative Inform. Technology (IT)
olvi3* 0.327 1.0 0.25 (1.0)
cmyn3* 0.673 0.0 0.75 (0.0)
olvi4* 0.327 1.0 0.25 1.0
cmyn4* 0.673 0.0 0.75 0.0
standard and *adapted* CIELAB
LAB*LAB 65.9 −47.82 15.96
LAB*LABa 65.9 −47.41 13.19
LAB*TCHa 62.5 49.22 164.46
relative CIELAB *lab**
lab*lab 0.619 −0.721 0.201
lab*tch 0.625 0.75 0.457
lab*nch 0.0 0.75 0.457
relative Natural Colour (NC)
lab*lrj 0.619 −0.749 0.0
lab*tce 0.625 0.75 0.5
lab*ncE 0.0 0.75 j99g

relative Inform. Technology (IT)
olvi3* 0.5 0.5 0.5 (1.0)
cmyn3* 0.5 0.5 0.5 (0.0)
olvi4* 1.0 1.0 1.0 0.5
cmyn4* 0.0 0.0 0.0 0.5
standard and *adapted* CIELAB
LAB*LAB 56.71 −0.23 2.14
LAB*LABa 56.71 0.0 0.0
LAB*TCHa 50.0 0.01 −
relative CIELAB *lab**
lab*lab 0.5 0.0 0.0
lab*tch 0.5 0.0 −
lab*nch 0.5 0.0 −
relative Natural Colour (NC)
lab*lrj 0.5 0.0 0.0
lab*tce 0.5 0.0 −
lab*ncE 0.5 0.0 −

relative Inform. Technology (IT)
olvi3* 0.301 0.75 0.25 (1.0)
cmyn3* 0.699 0.25 0.75 (0.0)
olvi4* 0.551 1.0 0.5 0.75
cmyn4* 0.449 0.0 0.5 0.25
standard and *adapted* CIELAB
LAB*LAB 56.39 −31.84 10.92
LAB*LABa 56.39 −31.61 8.79
LAB*TCHa 50.0 32.81 164.46
relative CIELAB *lab**
lab*lab 0.496 −0.481 0.134
lab*tch 0.5 0.5 0.457
lab*nch 0.25 0.5 0.457
relative Natural Colour (NC)
lab*lrj 0.496 −0.499 0.0
lab*tce 0.5 0.5 0.5
lab*ncE 0.25 0.5 j100g

relative Inform. Technology (IT)
olvi3* 0.103 1.0 0.0 (1.0)
cmyn3* 0.897 0.0 1.0 (0.0)
olvi4* 0.103 1.0 0.0 1.0
cmyn4* 0.897 0.0 1.0 0.0
standard and *adapted* CIELAB
LAB*LAB 56.07 −63.44 19.68
LAB*LABa 56.07 −63.21 17.58
LAB*TCHa 50.0 65.62 164.46
relative CIELAB *lab**
lab*lab 0.492 −0.962 0.268
lab*tch 0.5 1.0 0.457
lab*nch 0.0 1.0 0.457
relative Natural Colour (NC)
lab*lrj 0.492 −0.999 0.0
lab*tce 0.5 1.0 0.5
lab*ncE 0.0 1.0 g00b

relative Inform. Technology (IT)
olvi3* 0.276 0.5 0.25 (1.0)
cmyn3* 0.724 0.5 0.75 (0.0)
olvi4* 0.776 1.0 0.75 0.5
cmyn4* 0.224 0.0 0.25 0.5
standard and *adapted* CIELAB
LAB*LAB 46.87 −15.85 5.88
LAB*LABa 46.87 −15.8 4.4
LAB*TCHa 37.5 16.41 164.46
relative CIELAB *lab**
lab*lab 0.373 −0.24 0.067
lab*tch 0.375 0.25 0.457
lab*nch 0.5 0.25 0.457
relative Natural Colour (NC)
lab*lrj 0.373 −0.249 0.0
lab*tce 0.375 0.25 0.5
lab*ncE 0.5 0.25 j99g

relative Inform. Technology (IT)
olvi3* 0.077 0.75 0.0 (1.0)
cmyn3* 0.923 0.25 1.0 (0.0)
olvi4* 0.327 1.0 0.25 0.75
cmyn4* 0.673 0.0 0.75 0.25
standard and *adapted* CIELAB
LAB*LAB 46.55 −47.46 14.64
LAB*LABa 46.55 −47.41 13.18
LAB*TCHa 37.51 49.22 164.47
relative CIELAB *lab**
lab*lab 0.369 −0.722 0.201
lab*tch 0.375 0.75 0.457
lab*nch 0.25 0.75 0.457
relative Natural Colour (NC)
lab*lrj 0.369 −0.749 0.0
lab*tce 0.375 0.75 0.5
lab*ncE 0.25 0.75 g00b

relative Inform. Technology (IT)
olvi3* 0.25 0.25 0.25 (1.0)
cmyn3* 0.75 0.75 0.75 (0.0)
olvi4* 1.0 1.0 1.0 0.25
cmyn4* 0.0 0.0 0.0 0.75
standard and *adapted* CIELAB
LAB*LAB 37.36 0.13 0.83
LAB*LABa 37.36 0.0 0.0
LAB*TCHa 25.0 0.01 −
relative CIELAB *lab**
lab*lab 0.25 0.0 0.0
lab*tch 0.25 0.0 −
lab*nch 0.75 0.0 −
relative Natural Colour (NC)
lab*lrj 0.25 0.0 0.0
lab*tce 0.25 0.0 −
lab*ncE 0.75 0.0 −

relative Inform. Technology (IT)
olvi3* 0.051 0.5 0.0 (1.0)
cmyn3* 0.949 0.5 1.0 (0.0)
olvi4* 0.551 1.0 0.5 0.5
cmyn4* 0.449 0.0 0.5 0.5
standard and *adapted* CIELAB
LAB*LAB 37.04 −31.47 9.6
LAB*LABa 37.04 −31.6 8.78
LAB*TCHa 25.01 32.81 164.47
relative CIELAB *lab**
lab*lab 0.246 −0.481 0.134
lab*tch 0.25 0.5 0.457
lab*nch 0.5 0.5 0.457
relative Natural Colour (NC)
lab*lrj 0.246 −0.499 0.0
lab*tce 0.25 0.5 0.5
lab*ncE 0.5 0.5 g00b

relative Inform. Technology (IT)
olvi3* 0.026 0.25 0.0 (1.0)
cmyn3* 0.974 0.75 1.0 (0.0)
olvi4* 0.776 1.0 0.75 0.25
cmyn4* 0.224 0.0 0.25 0.75
standard and *adapted* CIELAB
LAB*LAB 27.52 −15.48 4.57
LAB*LABa 27.52 −15.8 4.39
LAB*TCHa 12.5 16.4 164.49
relative CIELAB *lab**
lab*lab 0.123 −0.24 0.067
lab*tch 0.125 0.25 0.457
lab*nch 0.75 0.25 0.457
relative Natural Colour (NC)
lab*lrj 0.123 −0.249 0.0
lab*tce 0.125 0.25 0.5
lab*ncE 0.75 0.25 g00b

relative Inform. Technology (IT)
olvi3* 0.0 0.0 0.0 (1.0)
cmyn3* 1.0 1.0 1.0 (0.0)
olvi4* 1.0 1.0 1.0 0.0
cmyn4* 0.0 0.0 0.0 1.0
standard and *adapted* CIELAB
LAB*LAB 18.02 0.5 −0.46
LAB*LABa 18.02 0.0 0.0
LAB*TCHa 0.01 0.01 −
relative CIELAB *lab**
lab*lab 0.0 0.0 0.0
lab*tch 0.0 0.0 −
lab*nch 1.0 0.0 −
relative Natural Colour (NC)
lab*lrj 0.0 0.0 0.0
lab*tce 0.0 0.0 −
lab*ncE 1.0 0.0 −

1,00 0,75 0,25 0,00

*n** = 0,00 *n** = 0,25 *n** = 0,50 *n** = 1,0

Schwarzheit *n**

0,25 0,50 0,75 1,00

relative Buntheit *c**

Ausgabe: Farbmetrisches Reflexions-System ORS18

für Buntton *h* = lab*h = 164/360 = 0.457*
lab*tch* und *lab*nch

D65: Buntton G
LCH*Ma: 53 57 164
rgb*Ma: 0.0 1.0 0.25

Dreiecks-Helligkeit *t**

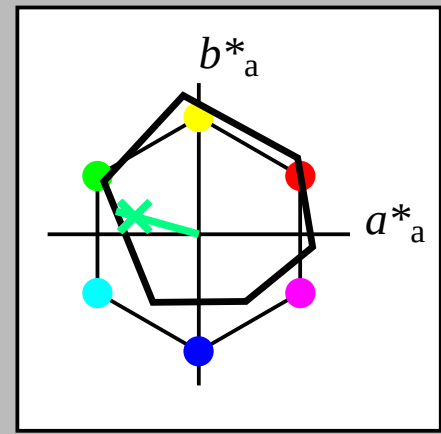

%Umfang

u*rel = 93

ORS18; adaptierte CIELAB-Daten

	L*=L*a	a*a	b*a	C*ab,a	h*ab,a
OMa	47.94	65.37	50.52	82.62	38
YMa	90.37	−10.27	91.77	92.34	96
LMa	50.9	−62.79	34.95	71.87	151
CMa	58.62	−30.35	−45.01	54.3	236
VMa	25.71	31.11	−44.42	54.24	305
MMa	48.13	75.27	−8.35	75.73	354
NMa	18.01	0.0	0.0	0.0	0
WMa	95.41	0.0	0.0	0.0	0
RCIE	39.92	58.66	26.98	64.56	25
JCIE	81.26	−2.17	67.76	67.79	92
GCIE	52.23	−42.26	11.75	43.87	164
BCIE	30.57	1.15	−46.84	46.87	271

%Regularität

g*H,rel = 57

g*C,rel = 59

relative Inform. Technology (IT)
olvi3* 1.0 1.0 1.0 (1.0)
cmyn3* 0.0 0.0 0.0 (0.0)
olvi4* 1.0 1.0 1.0 1.0
cmyn4* 0.0 0.0 0.0 0.0
standard and *adapted* CIELAB
LAB*LAB 95.41 −0.97 4.75
LAB*LABa 95.41 0.0 0.0
LAB*TCHa 99.99 0.01 −
relative CIELAB *lab**
lab*lab 1.0 0.0 0.0
lab*tch 1.0 0.0 −
lab*nch 0.0 0.0 −
relative Natural Colour (NC)
lab*lrj 1.0 0.0 0.0
lab*tce 1.0 0.0 −
lab*ncE 0.0 0.0 −

relative Inform. Technology (IT)
olvi3* 0.75 1.0 0.812 (1.0)
cmyn3* 0.25 0.0 0.188 (0.0)
olvi4* 0.75 1.0 0.812 1.0
cmyn4* 0.25 0.0 0.188 0.0
standard and *adapted* CIELAB
LAB*LAB 84.75 −14.46 7.85
LAB*LABa 84.75 −13.69 3.81
LAB*TCHa 87.5 14.22 164.46
relative CIELAB *lab**
lab*lab 0.862 −0.24 0.067
lab*tch 0.875 0.25 0.457
lab*nch 0.0 0.25 0.457
relative Natural Colour (NC)
lab*lrj 0.862 −0.249 0.0
lab*tce 0.875 0.25 0.5
lab*ncE 0.0 0.25 g00b

relative Inform. Technology (IT)
olvi3* 0.75 0.75 0.75 (1.0)
cmyn3* 0.25 0.25 0.25 (0.0)
olvi4* 1.0 1.0 1.0 0.75
cmyn4* 0.0 0.0 0.0 0.25
standard and *adapted* CIELAB
LAB*LAB 76.06 −0.6 3.44
LAB*LABa 76.06 0.0 0.0
LAB*TCHa 75.0 0.01 −
relative CIELAB *lab**
lab*lab 0.75 0.0 0.0
lab*tch 0.75 0.0 −
lab*nch 0.25 0.0 −
relative Natural Colour (NC)
lab*lrj 0.75 0.0 0.0
lab*tce 0.75 0.0 −
lab*ncE 0.25 0.0 −

relative Inform. Technology (IT)
olvi3* 0.5 1.0 0.623 (1.0)
cmyn3* 0.5 0.0 0.377 (0.0)
olvi4* 0.5 1.0 0.623 1.0
cmyn4* 0.5 0.0 0.377 0.0
standard and *adapted* CIELAB
LAB*LAB 74.1 −27.96 10.94
LAB*LABa 74.1 −27.39 7.62
LAB*TCHa 75.0 28.44 164.46
relative CIELAB *lab**
lab*lab 0.725 −0.481 0.134
lab*tch 0.75 0.5 0.457
lab*nch 0.0 0.5 0.457
relative Natural Colour (NC)
lab*lrj 0.725 −0.499 0.0
lab*tce 0.75 0.5 0.5
lab*ncE 0.0 0.5 g00b

relative Inform. Technology (IT)
olvi3* 0.5 0.75 0.562 (1.0)
cmyn3* 0.5 0.25 0.438 (0.0)
olvi4* 0.75 1.0 0.812 0.75
cmyn4* 0.25 0.0 0.188 0.25
standard and *adapted* CIELAB
LAB*LAB 65.41 −14.1 6.55
LAB*LABa 65.41 −13.69 3.81
LAB*TCHa 62.5 14.22 164.46
relative CIELAB *lab**
lab*lab 0.612 −0.24 0.067
lab*tch 0.625 0.25 0.457
lab*nch 0.25 0.25 0.457
relative Natural Colour (NC)
lab*lrj 0.612 −0.249 0.0
lab*tce 0.625 0.25 0.5
lab*ncE 0.25 0.25 j99g

relative Inform. Technology (IT)
olvi3* 0.25 1.0 0.435 (1.0)
cmyn3* 0.75 0.0 0.565 (0.0)
olvi4* 0.25 1.0 0.435 1.0
cmyn4* 0.75 0.0 0.565 0.0
standard and *adapted* CIELAB
LAB*LAB 63.45 −41.46 14.03
LAB*LABa 63.45 −41.09 11.43
LAB*TCHa 62.5 42.66 164.46
relative CIELAB *lab**
lab*lab 0.587 −0.721 0.201
lab*tch 0.625 0.75 0.457
lab*nch 0.0 0.75 0.457
relative Natural Colour (NC)
lab*lrj 0.587 −0.749 0.0
lab*tce 0.625 0.75 0.5
lab*ncE 0.0 0.75 g00b

relative Inform. Technology (IT)
olvi3* 0.5 0.5 0.5 (1.0)
cmyn3* 0.5 0.5 0.5 (0.0)
olvi4* 1.0 1.0 1.0 0.5
cmyn4* 0.0 0.0 0.0 0.5
standard and *adapted* CIELAB
LAB*LAB 56.71 −0.23 2.14
LAB*LABa 56.71 0.0 0.0
LAB*TCHa 50.0 0.01 −
relative CIELAB *lab**
lab*lab 0.5 0.0 0.0
lab*tch 0.5 0.0 −
lab*nch 0.5 0.0 −
relative Natural Colour (NC)
lab*lrj 0.5 0.0 0.0
lab*tce 0.5 0.0 −
lab*ncE 0.5 0.0 −

relative Inform. Technology (IT)
olvi3* 0.25 0.75 0.373 (1.0)
cmyn3* 0.75 0.25 0.627 (0.0)
olvi4* 0.5 1.0 0.623 0.75
cmyn4* 0.5 0.0 0.377 0.25
standard and *adapted* CIELAB
LAB*LAB 54.75 −27.6 9.64
LAB*LABa 54.75 −27.39 7.62
LAB*TCHa 50.0 28.44 164.46
relative CIELAB *lab**
lab*lab 0.475 −0.481 0.134
lab*tch 0.5 0.5 0.457
lab*nch 0.25 0.5 0.457
relative Natural Colour (NC)
lab*lrj 0.475 −0.499 0.0
lab*tce 0.5 0.5 0.5
lab*ncE 0.25 0.5 j99g

relative Inform. Technology (IT)
olvi3* 0.0 1.0 0.246 (1.0)
cmyn3* 1.0 0.0 0.754 (0.0)
olvi4* 0.0 1.0 0.246 1.0
cmyn4* 1.0 0.0 0.754 0.0
standard and *adapted* CIELAB
LAB*LAB 52.8 −54.95 17.13
LAB*LABa 52.8 −54.79 15.24
LAB*TCHa 50.0 56.88 164.45
relative CIELAB *lab**
lab*lab 0.45 −0.962 0.268
lab*tch 0.5 1.0 0.457
lab*nch 0.0 1.0 0.457
relative Natural Colour (NC)
lab*lrj 0.45 −0.999 0.0
lab*tce 0.5 1.0 0.5
lab*ncE 0.0 1.0 j99g

relative Inform. Technology (IT)
olvi3* 0.25 0.5 0.312 (1.0)
cmyn3* 0.75 0.5 0.688 (0.0)
olvi4* 0.75 1.0 0.812 0.5
cmyn4* 0.25 0.0 0.188 0.5
standard and *adapted* CIELAB
LAB*LAB 46.06 −13.73 5.24
LAB*LABa 46.06 −13.69 3.81
LAB*TCHa 37.5 14.22 164.46
relative CIELAB *lab**
lab*lab 0.362 −0.24 0.067
lab*tch 0.375 0.25 0.457
lab*nch 0.5 0.25 0.457
relative Natural Colour (NC)
lab*lrj 0.362 −0.249 0.0
lab*tce 0.375 0.25 0.5
lab*ncE 0.5 0.25 j99g

relative Inform. Technology (IT)
olvi3* 0.0 0.75 0.185 (1.0)
cmyn3* 1.0 0.25 0.815 (0.0)
olvi4* 0.25 1.0 0.435 0.75
cmyn4* 0.75 0.0 0.565 0.25
standard and *adapted* CIELAB
LAB*LAB 44.11 −41.09 12.73
LAB*LABa 44.11 −41.09 11.44
LAB*TCHa 37.51 42.66 164.45
relative CIELAB *lab**
lab*lab 0.337 −0.721 0.201
lab*tch 0.375 0.75 0.457
lab*nch 0.25 0.75 0.457
relative Natural Colour (NC)
lab*lrj 0.337 −0.749 0.0
lab*tce 0.375 0.75 0.5
lab*ncE 0.25 0.75 j99g

relative Inform. Technology (IT)
olvi3* 0.25 0.25 0.25 (1.0)
cmyn3* 0.75 0.75 0.75 (0.0)
olvi4* 1.0 1.0 1.0 0.25
cmyn4* 0.0 0.0 0.0 0.75
standard and *adapted* CIELAB
LAB*LAB 37.36 0.13 0.83
LAB*LABa 37.36 0.0 0.0
LAB*TCHa 25.0 0.01 −
relative CIELAB *lab**
lab*lab 0.25 0.0 0.0
lab*tch 0.25 0.0 −
lab*nch 0.75 0.0 −
relative Natural Colour (NC)
lab*lrj 0.25 0.0 0.0
lab*tce 0.25 0.0 −
lab*ncE 0.75 0.0 −

relative Inform. Technology (IT)
olvi3* 0.0 0.5 0.123 (1.0)
cmyn3* 1.0 0.5 0.877 (0.0)
olvi4* 0.5 1.0 0.623 0.5
cmyn4* 0.5 0.0 0.377 0.5
standard and *adapted* CIELAB
LAB*LAB 35.41 −27.22 8.34
LAB*LABa 35.41 −27.39 7.63
LAB*TCHa 25.01 28.44 164.45
relative CIELAB *lab**
lab*lab 0.225 −0.481 0.134
lab*tch 0.25 0.5 0.457
lab*nch 0.5 0.5 0.457
relative Natural Colour (NC)
lab*lrj 0.225 −0.499 0.0
lab*tce 0.25 0.5 0.5
lab*ncE 0.5 0.5 j99g

relative Inform. Technology (IT)
olvi3* 0.0 0.25 0.062 (1.0)
cmyn3* 1.0 0.75 0.938 (0.0)
olvi4* 0.75 1.0 0.812 0.25
cmyn4* 0.25 0.0 0.188 0.75
standard and *adapted* CIELAB
LAB*LAB 26.71 −13.35 3.94
LAB*LABa 26.71 −13.69 3.82
LAB*TCHa 12.5 14.22 164.44
relative CIELAB *lab**
lab*lab 0.112 −0.24 0.067
lab*tch 0.125 0.25 0.457
lab*nch 0.75 0.25 0.457
relative Natural Colour (NC)
lab*lrj 0.112 −0.249 0.0
lab*tce 0.125 0.25 0.5
lab*ncE 0.75 0.25 j99g

relative Inform. Technology (IT)
olvi3* 0.0 0.0 0.0 (1.0)
cmyn3* 1.0 1.0 1.0 (0.0)
olvi4* 1.0 1.0 1.0 0.0
cmyn4* 0.0 0.0 0.0 1.0
standard and *adapted* CIELAB
LAB*LAB 18.02 0.5 −0.46
LAB*LABa 18.02 0.0 0.0
LAB*TCHa 0.01 0.01 −
relative CIELAB *lab**
lab*lab 0.0 0.0 0.0
lab*tch 0.0 0.0 −
lab*nch 1.0 0.0 −
relative Natural Colour (NC)
lab*lrj 0.0 0.0 0.0
lab*tce 0.0 0.0 −
lab*ncE 1.0 0.0 −

*n** = 0,00 *n** = 0,25 *n** = 0,50 *n** = 1,0

Schwarzheit *n**

0,25 0,50 0,75 1,00

relative Buntheit *c**

UG550−7, 5 stufige Reihen für konstanten CIELAB Buntton 164/360 = 0.457 (links) 5 stufige Reihen für konstanten CIELAB Buntton 164/360 = 0.457 (rechts)

BAM-Prüfvorlage UG55; Farbmetrik-Systeme MRS18 & ORS18 input: *cmy0* setcmykcolor*
D65: 2 Koordinaten-Daten von 5stufigen Farbreihen für 10 Bunttöne output: *olv* setrgbcolor / w* setgray*

BAM-Registrierung: 20060101-UG55/10Q/Q55G08FP.PS/.PDF BAM-Material: Code=rha4ta
Anwendung für Beurteilung und Messung von Drucker− oder Monitorsystemen, Yr=2.5, XYZ

Siehe ähnliche Dateien: http://www.ps.bam.de/UG55/
Technische Information: http://www.ps.bam.de Version 2.1, io=0,1, CIEXYZ

BAM-Registrierung: 20060101-UG55/10Q/Q55G09FP.PS/.PDF BAM-Material: Code=rha4ta
Anwendung für Beurteilung und Messung von Drucker– oder Monitorsystemen, Yr=2.5, XYZ
/UG55/ Form: 10/10Serie: 1/1, Seite: 10 Sattenz hung 10

Eingabe: Farbmetrisches Reflexions-System MRS18

für Buntton $h^* = lab^*h = 271/360 = 0.754$
*lab*tch* und *lab*nch*

D65: Buntton B
LCH*Ma: 40 50 271
rgb*Ma: 0.0 0.37 1.0

Dreiecks-Helligkeit t^*

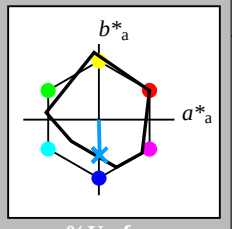

%Umfang
$u^*_{rel} = 91$

MRS18; adaptierte CIELAB-Daten	$L^*=L^*_a$	a^*_a	b^*_a	$C^*_{ab,a}$	$h^*_{ab,a}$
R_{Ma}	49.63	66.96	38.37	77.18	30
J_{Ma}	90.7	−6.36	88.75	88.98	94
G_{Ma}	52.11	−69.73	9.44	70.37	172
$G50B_{Ma}$	45.03	−36.57	−28.47	46.36	218
B_{Ma}	36.65	23.19	−63.05	67.18	290
$B50R_{Ma}$	34.94	57.17	−44.26	72.31	322
N_{Ma}	18.01	0.0	0.0	0.0	0
W_{Ma}	95.41	0.0	0.0	0.0	0
R_{CIE}	39.92	58.66	26.98	64.56	25
J_{CIE}	81.26	−2.17	67.76	67.79	92
G_{CIE}	52.23	−42.26	11.75	43.87	164
B_{CIE}	30.57	1.15	−46.84	46.87	271

%Regularität
$g^*_{H,rel} = 41$
$g^*_{C,rel} = 52$

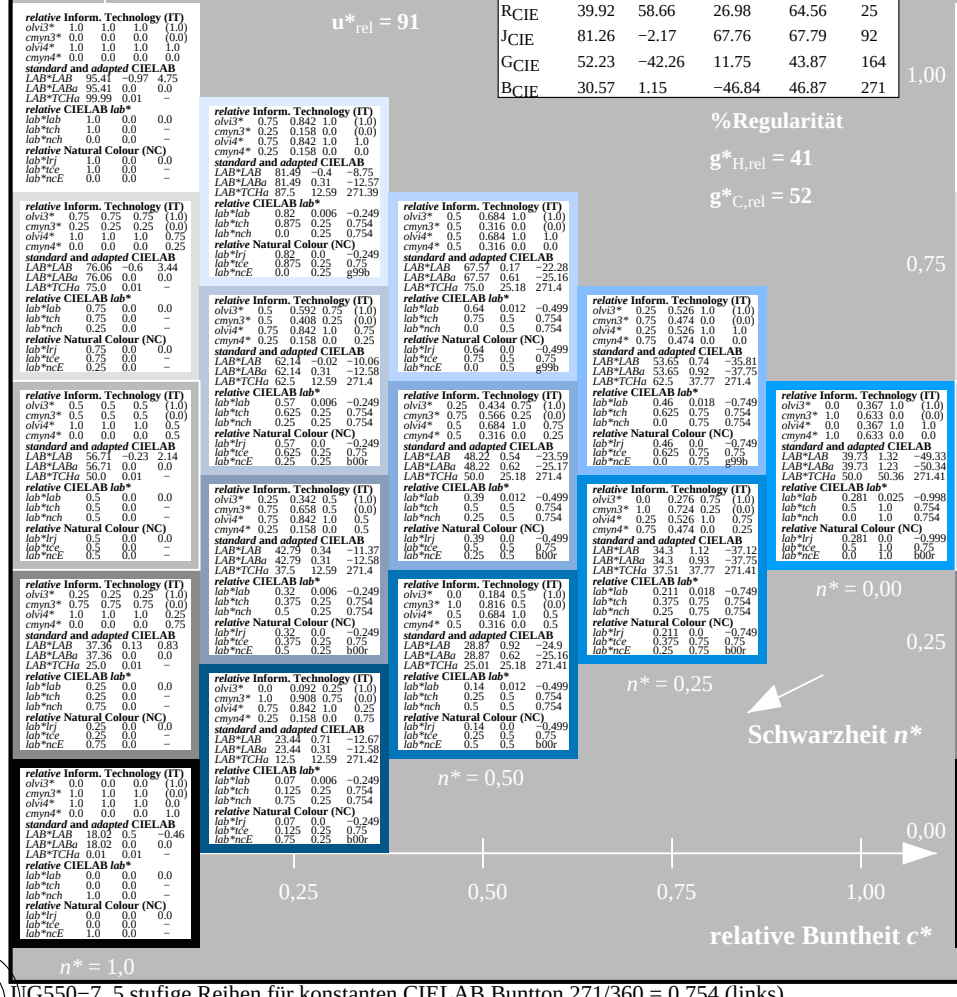

UG550−7, 5 stufige Reihen für konstanten CIELAB Buntton 271/360 = 0.754 (links)

Ausgabe: Farbmetrisches Reflexions-System ORS18

für Buntton $h^* = lab^*h = 271/360 = 0.754$
*lab*tch* und *lab*nch*

D65: Buntton B
LCH*Ma: 42 45 271
rgb*Ma: 0.0 0.49 1.0

Dreiecks-Helligkeit t^*

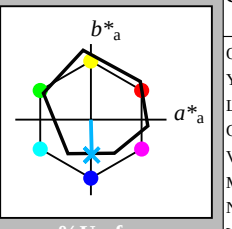

%Umfang
$u^*_{rel} = 93$

ORS18; adaptierte CIELAB-Daten	$L^*=L^*_a$	a^*_a	b^*_a	$C^*_{ab,a}$	$h^*_{ab,a}$
O_{Ma}	47.94	65.37	50.52	82.62	38
Y_{Ma}	90.37	−10.27	91.77	92.34	96
L_{Ma}	50.9	−62.79	34.95	71.87	151
C_{Ma}	58.62	−30.35	−45.01	54.3	236
V_{Ma}	25.71	31.11	−44.42	54.24	305
M_{Ma}	48.13	75.27	−8.35	75.73	354
N_{Ma}	18.01	0.0	0.0	0.0	0
W_{Ma}	95.41	0.0	0.0	0.0	0
R_{CIE}	39.92	58.66	26.98	64.56	25
J_{CIE}	81.26	−2.17	67.76	67.79	92
G_{CIE}	52.23	−42.26	11.75	43.87	164
B_{CIE}	30.57	1.15	−46.84	46.87	271

%Regularität
$g^*_{H,rel} = 57$
$g^*_{C,rel} = 59$

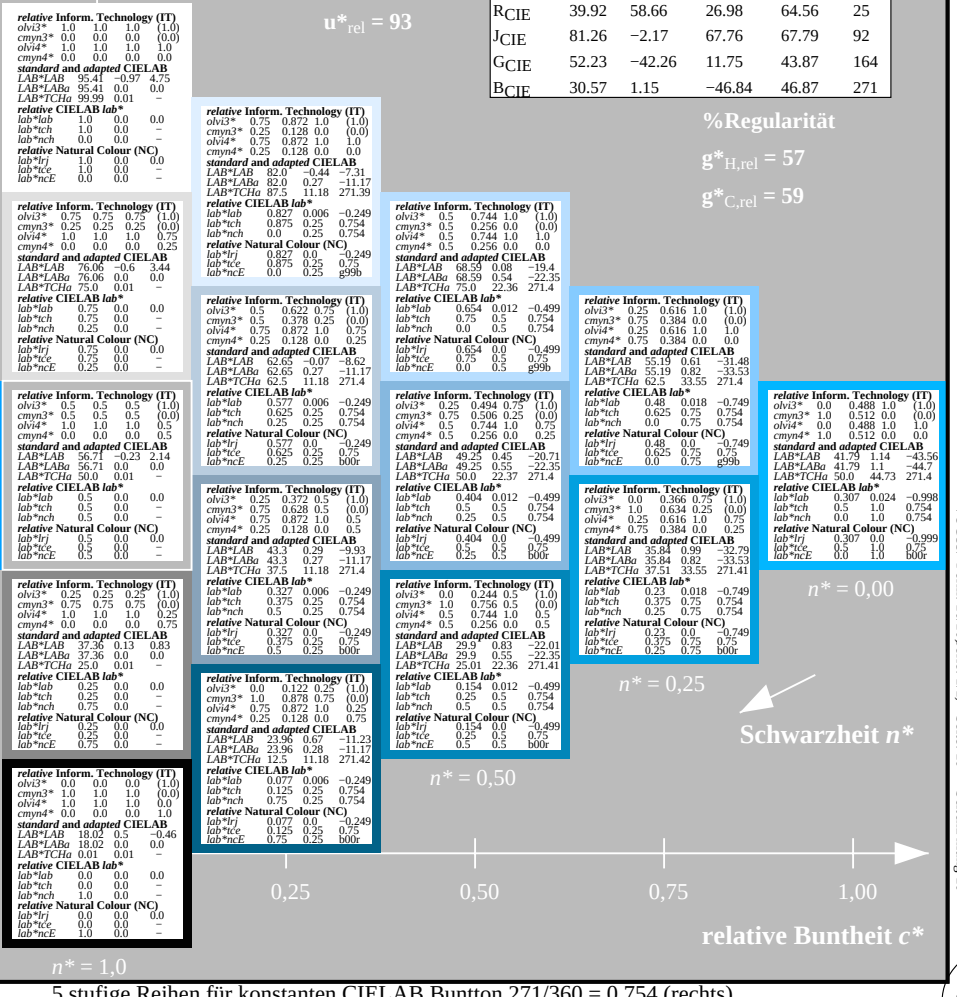

5 stufige Reihen für konstanten CIELAB Buntton 271/360 = 0.754 (rechts)

BAM-Prüfvorlage UG55; Farbmetrik-Systeme MRS18 & ORS18 input: *cmy0* setcmykcolor*
D65: 2 Koordinaten-Daten von 5stufigen Farbreihen für 10 Bunttöne output: *olv* setrgbcolor / w* setgray*