Siehe ähnliche Dateien: http://www.ps.bam.de/UG54/
Technische Information: http://www.ps.bam.de Version 2.1, io=0,0

Eingabe: Farbmetrisches Reflexions-System MRS18

für Buntton $h^* = lab^*h = 30/360 = 0.083$
lab*tch* und *lab*nch

D65: Buntton R
LCH*Ma: 50 77 30
rgb*Ma: 1.0 0.0 0.0

Dreiecks-Helligkeit t^*

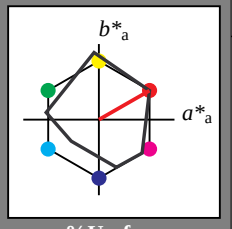

%Umfang

u^*_{rel} = 91

MRS18; adaptierte CIELAB-Daten

	$L^*=L^*_a$	a^*_a	b^*_a	$C^*_{ab,a}$	$h^*_{ab,a}$
R_{Ma}	49.63	66.96	38.37	77.18	30
J_{Ma}	90.7	−6.36	88.75	88.98	94
G_{Ma}	52.11	−69.73	9.44	70.37	172
$G50B_{Ma}$	45.03	−36.57	−28.47	46.36	218
B_{Ma}	36.65	23.19	−63.05	67.18	290
$B50R_{Ma}$	34.94	57.17	−44.26	72.31	322
N_{Ma}	18.01	0.0	0.0	0.0	0
W_{Ma}	95.41	0.0	0.0	0.0	0
R_{CIE}	39.92	58.66	26.98	64.56	25
J_{CIE}	81.26	−2.17	67.76	67.79	92
G_{CIE}	52.23	−42.26	11.75	43.87	164
B_{CIE}	30.57	1.15	−46.84	46.87	271

%Regularität

$g^*_{H,rel}$ = 41

$g^*_{C,rel}$ = 52

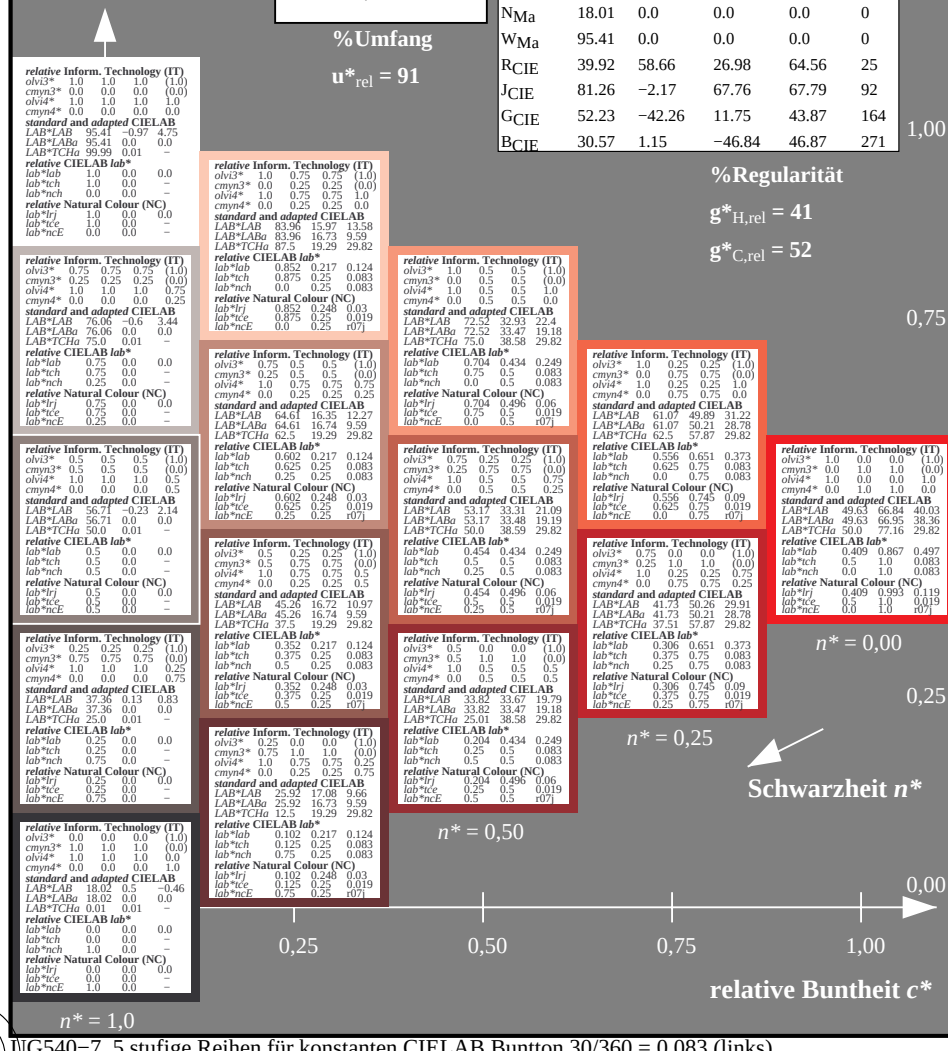

Ausgabe: Farbmetrisches Reflexions-System MRS18

für Buntton $h^* = lab^*h = 30/360 = 0.083$
lab*tch* und *lab*nch

D65: Buntton R
LCH*Ma: 50 77 30
rgb*Ma: 1.0 0.0 0.0

Dreiecks-Helligkeit t^*

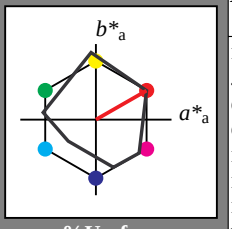

%Umfang

u^*_{rel} = 91

MRS18; adaptierte CIELAB-Daten

	$L^*=L^*_a$	a^*_a	b^*_a	$C^*_{ab,a}$	$h^*_{ab,a}$
R_{Ma}	49.63	66.96	38.37	77.18	30
J_{Ma}	90.7	−6.36	88.75	88.98	94
G_{Ma}	52.11	−69.73	9.44	70.37	172
$G50B_{Ma}$	45.03	−36.57	−28.47	46.36	218
B_{Ma}	36.65	23.19	−63.05	67.18	290
$B50R_{Ma}$	34.94	57.17	−44.26	72.31	322
N_{Ma}	18.01	0.0	0.0	0.0	0
W_{Ma}	95.41	0.0	0.0	0.0	0
R_{CIE}	39.92	58.66	26.98	64.56	25
J_{CIE}	81.26	−2.17	67.76	67.79	92
G_{CIE}	52.23	−42.26	11.75	43.87	164
B_{CIE}	30.57	1.15	−46.84	46.87	271

%Regularität

$g^*_{H,rel}$ = 41

$g^*_{C,rel}$ = 52

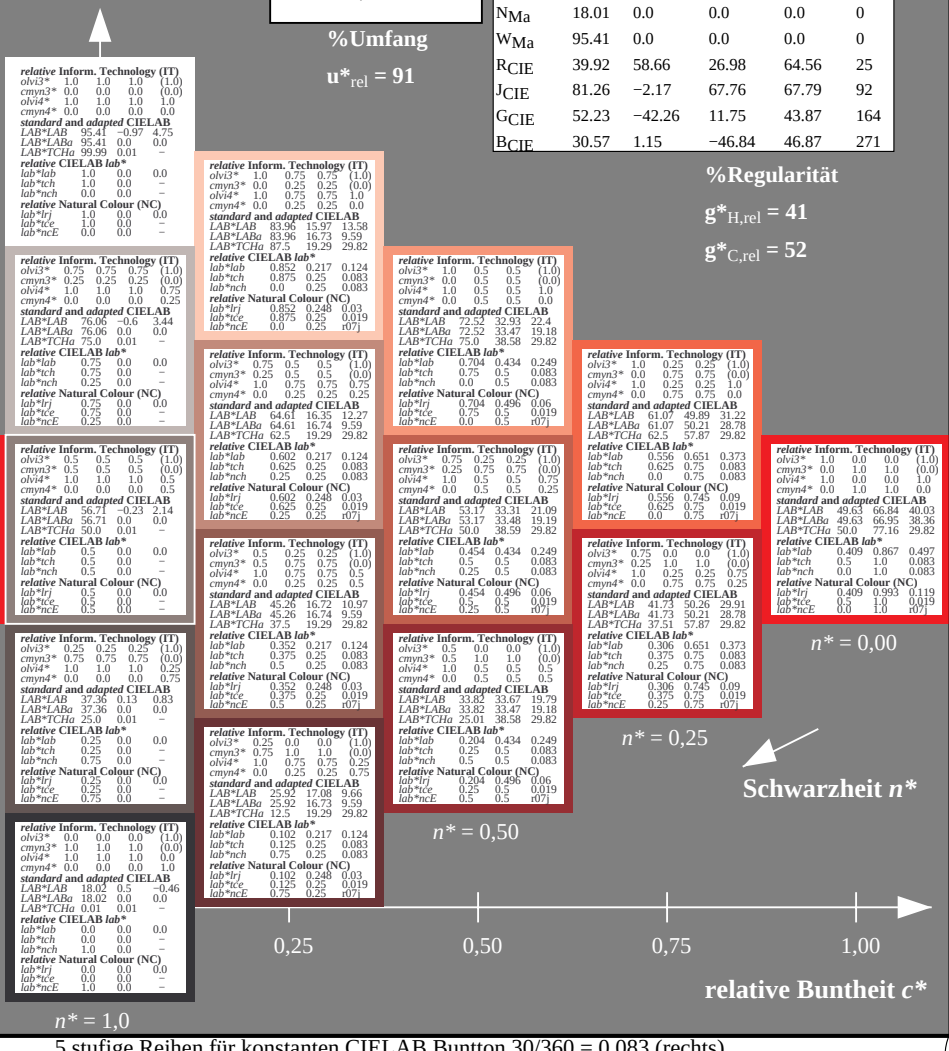

UG540−7, 5 stufige Reihen für konstanten CIELAB Buntton 30/360 = 0.083 (links)

5 stufige Reihen für konstanten CIELAB Buntton 30/360 = 0.083 (rechts)

BAM-Registrierung: 20060101-UG54/10S/S54G00NP.PS/.PDF BAM-Material: Code=rha4ta
Anwendung für Beurteilung und Messung von Drucker− oder Monitorsystemen
/UG54/ Form: 1/10, Serie: 1/1, Seite: 1 Seitenz.hlung 1

Input: *cmy0* setcmykcolor*
Output: *no change compared to input*

Siehe ähnliche Dateien: http://www.ps.bam.de/UG54/
Technische Information: http://www.ps.bam.de Version 2.1, io=0,0

BAM-Registrierung: 20060101-UG54/10S/S54G01NP.PS/.PDF BAM-Material: Code=rha4ta
Anwendung für Beurteilung und Messung von Drucker– oder Monitorsystemen
/UG54/ Form: 2/10, Serie: 1/1, Seite: 2 Sattenz hlung 2

Eingabe: Farbmetrisches Reflexions-System MRS18

für Buntton $h^* = lab^*h = 94/360 = 0.261$
lab*tch* und *lab*nch

D65: Buntton J
LCH*Ma: 91 89 94
rgb*Ma: 1.0 1.0 0.0

Dreiecks-Helligkeit t^*

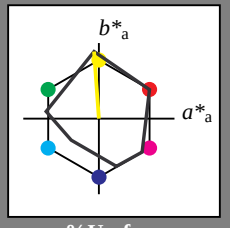

%Umfang

u^*_{rel} = 91

MRS18; adaptierte CIELAB-Daten

	$L^*=L^*_a$	a^*_a	b^*_a	$C^*_{ab,a}$	$h^*_{ab,a}$
R_{Ma}	49.63	66.96	38.37	77.18	30
J_{Ma}	90.7	−6.36	88.75	88.98	94
G_{Ma}	52.11	−69.73	9.44	70.37	172
$G50B_{Ma}$	45.03	−36.57	−28.47	46.36	218
B_{Ma}	36.65	23.19	−63.05	67.18	290
$B50R_{Ma}$	34.94	57.17	−44.26	72.31	322
N_{Ma}	18.01	0.0	0.0	0.0	0
W_{Ma}	95.41	0.0	0.0	0.0	0
R_{CIE}	39.92	58.66	26.98	64.56	25
J_{CIE}	81.26	−2.17	67.76	67.79	92
G_{CIE}	52.23	−42.26	11.75	43.87	164
B_{CIE}	30.57	1.15	−46.84	46.87	271

%Regularität

$g^*_{H,rel}$ = 41

$g^*_{C,rel}$ = 52

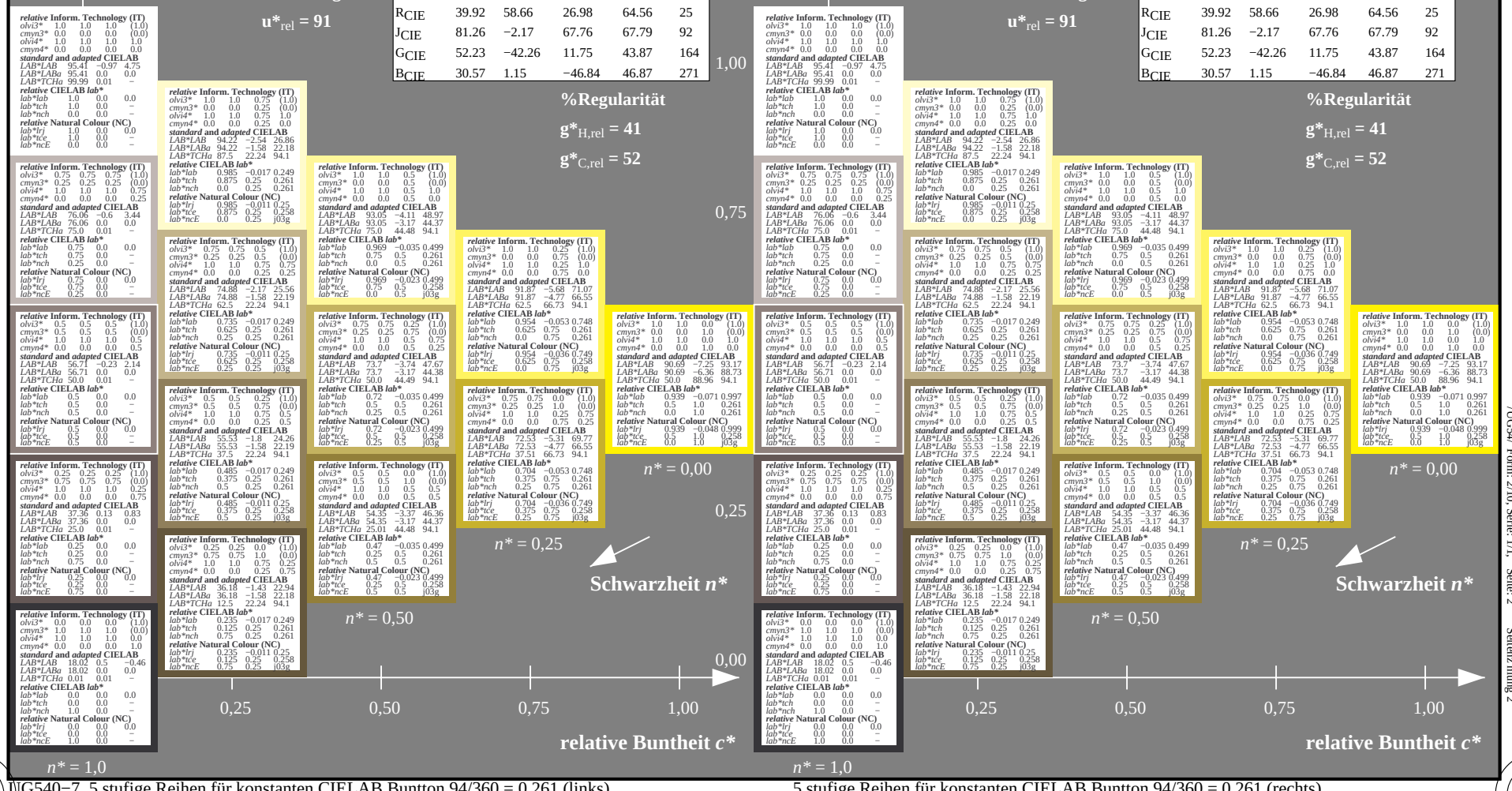

UG540−7, 5 stufige Reihen für konstanten CIELAB Buntton 94/360 = 0.261 (links)

Ausgabe: Farbmetrisches Reflexions-System MRS18

für Buntton $h^* = lab^*h = 94/360 = 0.261$
lab*tch* und *lab*nch

D65: Buntton J
LCH*Ma: 91 89 94
rgb*Ma: 1.0 1.0 0.0

Dreiecks-Helligkeit t^*

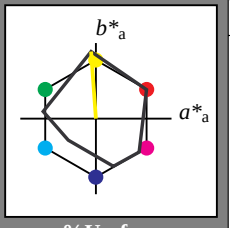

%Umfang

u^*_{rel} = 91

MRS18; adaptierte CIELAB-Daten

	$L^*=L^*_a$	a^*_a	b^*_a	$C^*_{ab,a}$	$h^*_{ab,a}$
R_{Ma}	49.63	66.96	38.37	77.18	30
J_{Ma}	90.7	−6.36	88.75	88.98	94
G_{Ma}	52.11	−69.73	9.44	70.37	172
$G50B_{Ma}$	45.03	−36.57	−28.47	46.36	218
B_{Ma}	36.65	23.19	−63.05	67.18	290
$B50R_{Ma}$	34.94	57.17	−44.26	72.31	322
N_{Ma}	18.01	0.0	0.0	0.0	0
W_{Ma}	95.41	0.0	0.0	0.0	0
R_{CIE}	39.92	58.66	26.98	64.56	25
J_{CIE}	81.26	−2.17	67.76	67.79	92
G_{CIE}	52.23	−42.26	11.75	43.87	164
B_{CIE}	30.57	1.15	−46.84	46.87	271

%Regularität

$g^*_{H,rel}$ = 41

$g^*_{C,rel}$ = 52

5 stufige Reihen für konstanten CIELAB Buntton 94/360 = 0.261 (rechts)

BAM-Prüfvorlage UG54; Farbmetrik-Systeme MRS18 & MRS18
D65: 2 Koordinaten-Daten von 5stufigen Farbreihen für 10 Buntton

Input: *cmy0* setcmykcolor*
Output: *no change compared to input*

Eingabe: Farbmetrisches Reflexions-System MRS18

für Buntton *h = lab*h = 172/360 = 0.479**
lab*tch* und *lab*nch

D65: Buntton G
LCH*Ma: 52 70 172
rgb*Ma: 0.0 1.0 0.0

Dreiecks-Helligkeit *t**

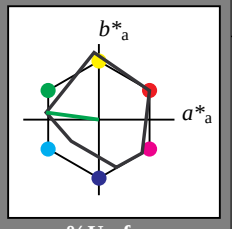

%Umfang

u*rel = 91

MRS18; adaptierte CIELAB-Daten	L*=L*a	a*a	b*a	C*ab,a	h*ab,a
RMa	49.63	66.96	38.37	77.18	30
JMa	90.7	−6.36	88.75	88.98	94
GMa	52.11	−69.73	9.44	70.37	172
G50BMa	45.03	−36.57	−28.47	46.36	218
BMa	36.65	23.19	−63.05	67.18	290
B50RMa	34.94	57.17	−44.26	72.31	322
NMa	18.01	0.0	0.0	0.0	0
WMa	95.41	0.0	0.0	0.0	0
RCIE	39.92	58.66	26.98	64.56	25
JCIE	81.26	−2.17	67.76	67.79	92
GCIE	52.23	−42.26	11.75	43.87	164
BCIE	30.57	1.15	−46.84	46.87	271

%Regularität

g*H,rel = 41

g*C,rel = 52

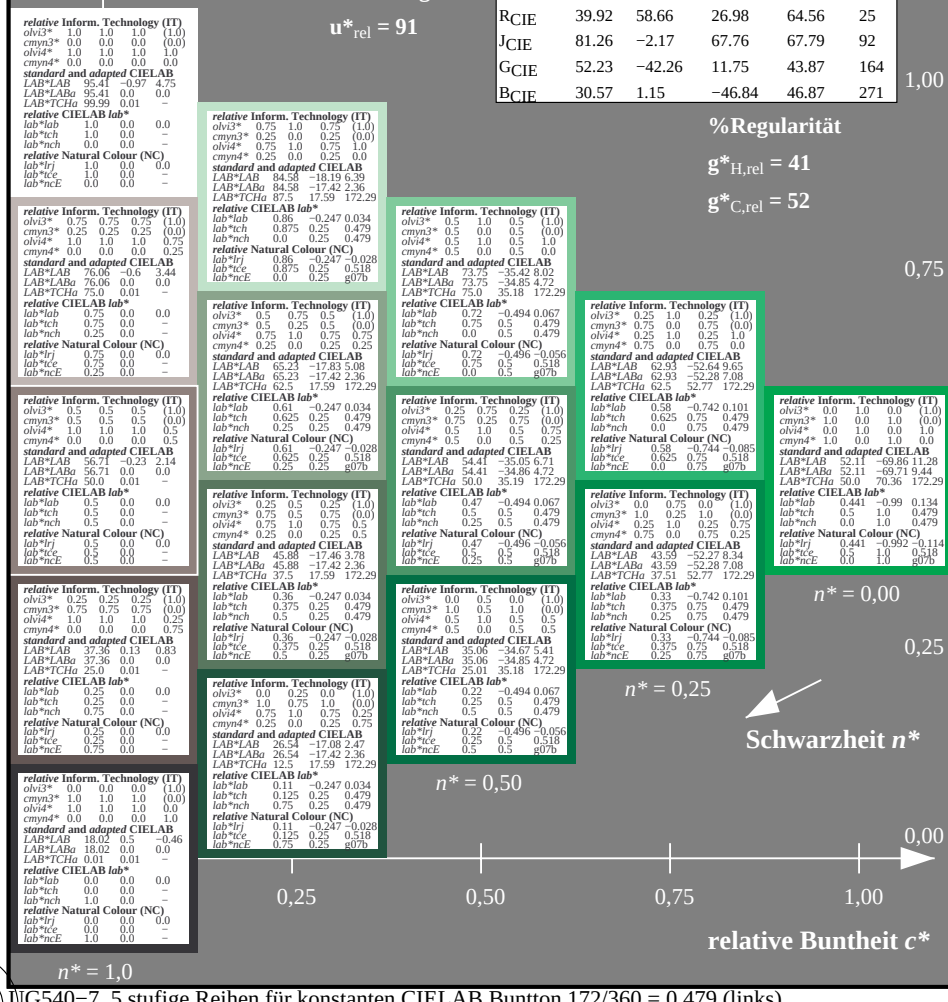

UG540−7, 5 stufige Reihen für konstanten CIELAB Buntton 172/360 = 0.479 (links)

Ausgabe: Farbmetrisches Reflexions-System MRS18

für Buntton *h = lab*h = 172/360 = 0.479**
lab*tch* und *lab*nch

D65: Buntton G
LCH*Ma: 52 70 172
rgb*Ma: 0.0 1.0 0.0

Dreiecks-Helligkeit *t**

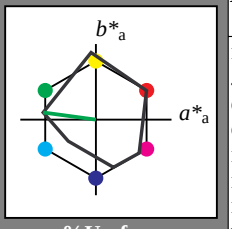

%Umfang

u*rel = 91

MRS18; adaptierte CIELAB-Daten	L*=L*a	a*a	b*a	C*ab,a	h*ab,a
RMa	49.63	66.96	38.37	77.18	30
JMa	90.7	−6.36	88.75	88.98	94
GMa	52.11	−69.73	9.44	70.37	172
G50BMa	45.03	−36.57	−28.47	46.36	218
BMa	36.65	23.19	−63.05	67.18	290
B50RMa	34.94	57.17	−44.26	72.31	322
NMa	18.01	0.0	0.0	0.0	0
WMa	95.41	0.0	0.0	0.0	0
RCIE	39.92	58.66	26.98	64.56	25
JCIE	81.26	−2.17	67.76	67.79	92
GCIE	52.23	−42.26	11.75	43.87	164
BCIE	30.57	1.15	−46.84	46.87	271

%Regularität

g*H,rel = 41

g*C,rel = 52

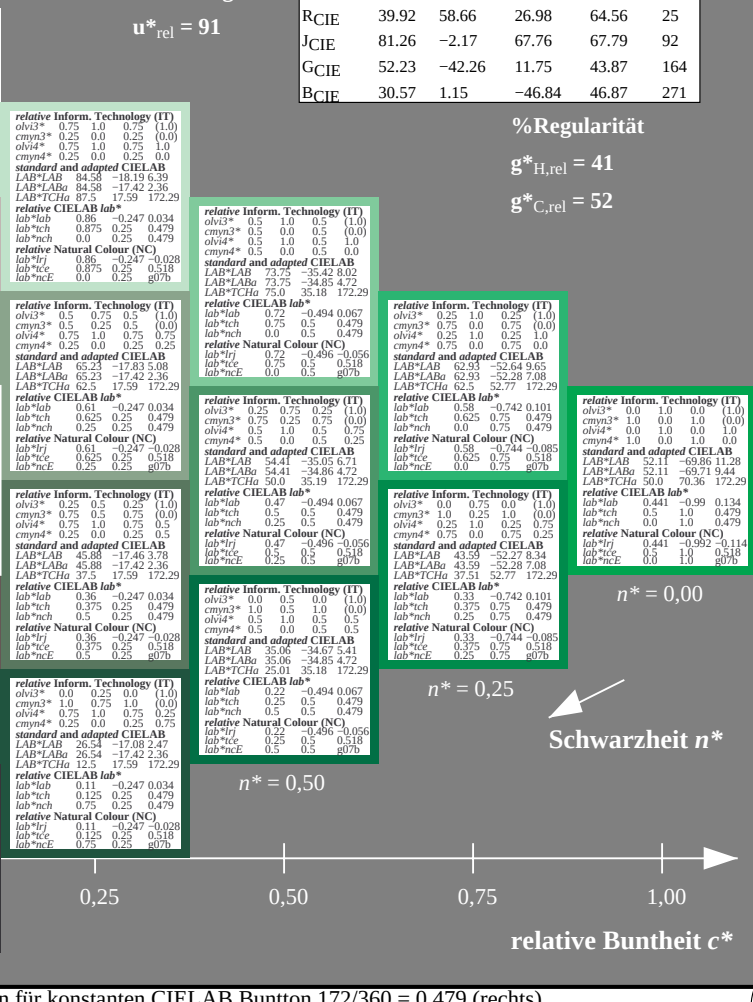

5 stufige Reihen für konstanten CIELAB Buntton 172/360 = 0.479 (rechts)

BAM-Prüfvorlage UG54; Farbmetrik-Systeme MRS18 & MRS18
D65: 2 Koordinaten-Daten von 5stufigen Farbreihen für 10 Buntton

Input: *cmy0* setcmykcolor*
Output: *no change compared to input*

Siehe ähnliche Dateien: http://www.ps.bam.de/UG54/
Technische Information: http://www.ps.bam.de Version 2.1, io=0,0

BAM-Registrierung: 20060101-UG54/10S/S54G02NP.PS/.PDF BAM-Material: Code=rha4ta
Anwendung für Beurteilung und Messung von Drucker− oder Monitorsystemen
/UG54/ Form: 3/10, Serie: 1/1, Seite: 3 Sattelstreifen 3

Eingabe: Farbmetrisches Reflexions-System MRS18

für Buntton $h^* = lab^*h = 218/360 = 0.605$
lab^*tch und lab^*nch

D65: Buntton G50B
LCH*Ma: 45 46 218
rgb*Ma: 0.0 1.0 1.0

Dreiecks-Helligkeit t^*

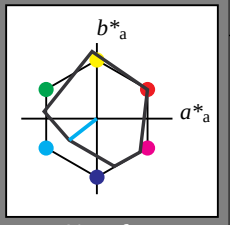

%Umfang

u^*_{rel} = 91

MRS18; adaptierte CIELAB-Daten

	$L^*=L^*_a$	a^*_a	b^*_a	$C^*_{ab,a}$	$h^*_{ab,a}$
R_{Ma}	49.63	66.96	38.37	77.18	30
J_{Ma}	90.7	−6.36	88.75	88.98	94
G_{Ma}	52.11	−69.73	9.44	70.37	172
$G50B_{Ma}$	45.03	−36.57	−28.47	46.36	218
B_{Ma}	36.65	23.19	−63.05	67.18	290
$B50R_{Ma}$	34.94	57.17	−44.26	72.31	322
N_{Ma}	18.01	0.0	0.0	0.0	0
W_{Ma}	95.41	0.0	0.0	0.0	0
R_{CIE}	39.92	58.66	26.98	64.56	25
J_{CIE}	81.26	−2.17	67.76	67.79	92
G_{CIE}	52.23	−42.26	11.75	43.87	164
B_{CIE}	30.57	1.15	−46.84	46.87	271

%Regularität

$g^*_{H,rel}$ = 41

$g^*_{C,rel}$ = 52

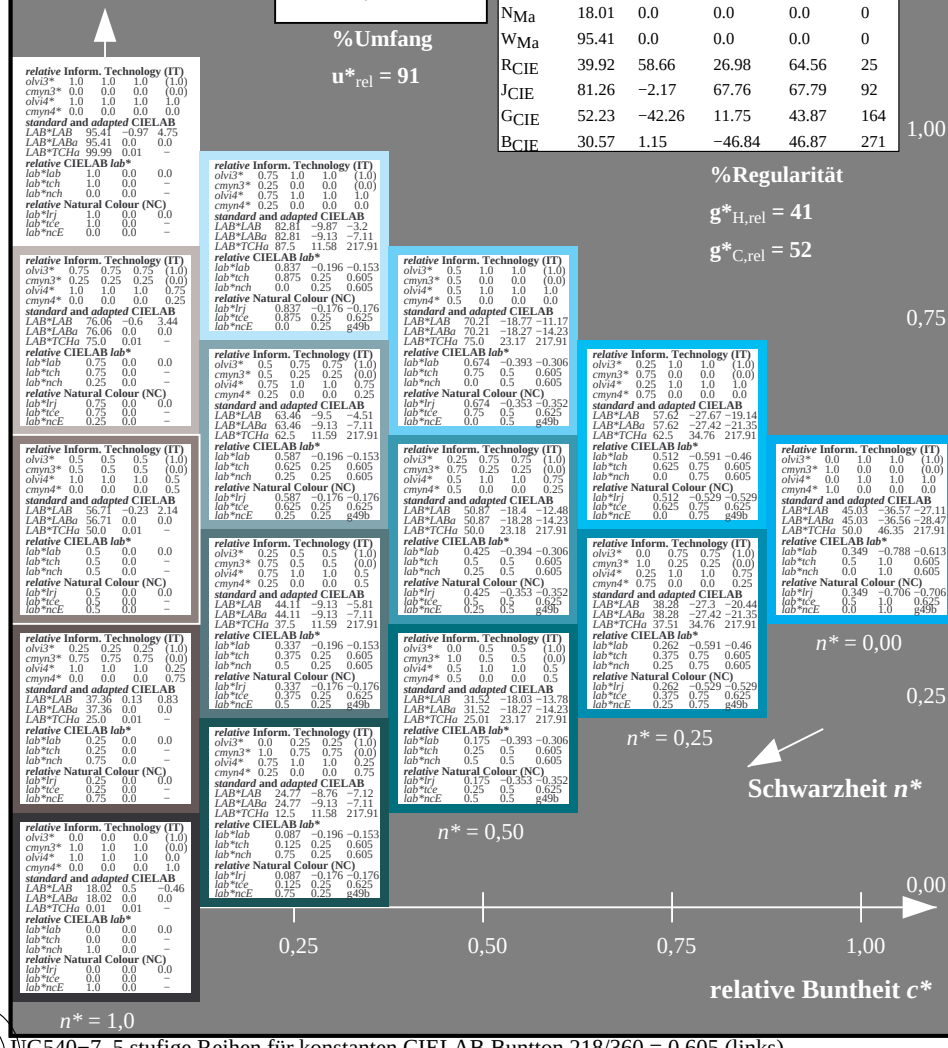

UG540−7, 5 stufige Reihen für konstanten CIELAB Buntton 218/360 = 0.605 (links)

Ausgabe: Farbmetrisches Reflexions-System MRS18

für Buntton $h^* = lab^*h = 218/360 = 0.605$
lab^*tch und lab^*nch

D65: Buntton G50B
LCH*Ma: 45 46 218
rgb*Ma: 0.0 1.0 1.0

Dreiecks-Helligkeit t^*

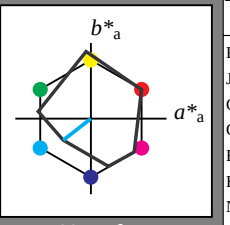

%Umfang

u^*_{rel} = 91

MRS18; adaptierte CIELAB-Daten

	$L^*=L^*_a$	a^*_a	b^*_a	$C^*_{ab,a}$	$h^*_{ab,a}$
R_{Ma}	49.63	66.96	38.37	77.18	30
J_{Ma}	90.7	−6.36	88.75	88.98	94
G_{Ma}	52.11	−69.73	9.44	70.37	172
$G50B_{Ma}$	45.03	−36.57	−28.47	46.36	218
B_{Ma}	36.65	23.19	−63.05	67.18	290
$B50R_{Ma}$	34.94	57.17	−44.26	72.31	322
N_{Ma}	18.01	0.0	0.0	0.0	0
W_{Ma}	95.41	0.0	0.0	0.0	0
R_{CIE}	39.92	58.66	26.98	64.56	25
J_{CIE}	81.26	−2.17	67.76	67.79	92
G_{CIE}	52.23	−42.26	11.75	43.87	164
B_{CIE}	30.57	1.15	−46.84	46.87	271

%Regularität

$g^*_{H,rel}$ = 41

$g^*_{C,rel}$ = 52

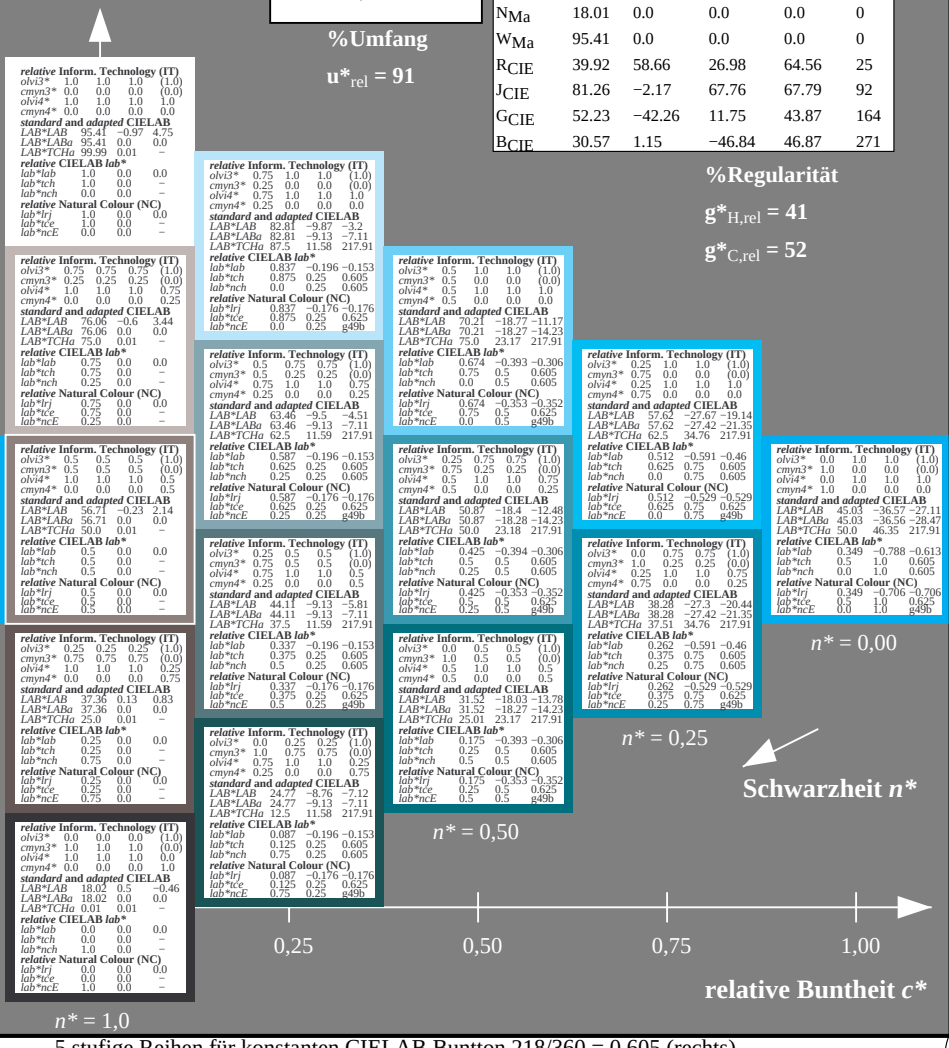

5 stufige Reihen für konstanten CIELAB Buntton 218/360 = 0.605 (rechts)

Siehe ähnliche Dateien: http://www.ps.bam.de/UG54/
Technische Information: http://www.ps.bam.de Version 2.1, io=0,0

BAM-Registrierung: 20060101-UG54/10S/S54G03NP.PS/.PDF BAM-Material: Code=rha4ta
Anwendung für Beurteilung und Messung von Drucker− oder Monitorsystemen
/UG54/ Form: 4/10, Serie: 1/1, Seite: 4 Seitenz hlung 4

Eingabe: Farbmetrisches Reflexions-System MRS18

für Buntton *h = lab*h = 290/360 = 0.806**
lab*tch* und *lab*nch

D65: Buntton B
LCH*Ma: 37 67 290
rgb*Ma: 0.0 0.0 1.0

Dreiecks-Helligkeit *t**

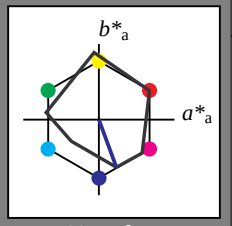

%Umfang

u*rel = 91

MRS18; adaptierte CIELAB-Daten

	$L^*=L^*_a$	a^*_a	b^*_a	$C^*_{ab,a}$	$h^*_{ab,a}$
R_{Ma}	49.63	66.96	38.37	77.18	30
J_{Ma}	90.7	−6.36	88.75	88.98	94
G_{Ma}	52.11	−69.73	9.44	70.37	172
$G50B_{Ma}$	45.03	−36.57	−28.47	46.36	218
B_{Ma}	36.65	23.19	−63.05	67.18	290
$B50R_{Ma}$	34.94	57.17	−44.26	72.31	322
N_{Ma}	18.01	0.0	0.0	0.0	0
W_{Ma}	95.41	0.0	0.0	0.0	0
R_{CIE}	39.92	58.66	26.98	64.56	25
J_{CIE}	81.26	−2.17	67.76	67.79	92
G_{CIE}	52.23	−42.26	11.75	43.87	164
B_{CIE}	30.57	1.15	−46.84	46.87	271

%Regularität

g*H,rel = 41

g*C,rel = 52

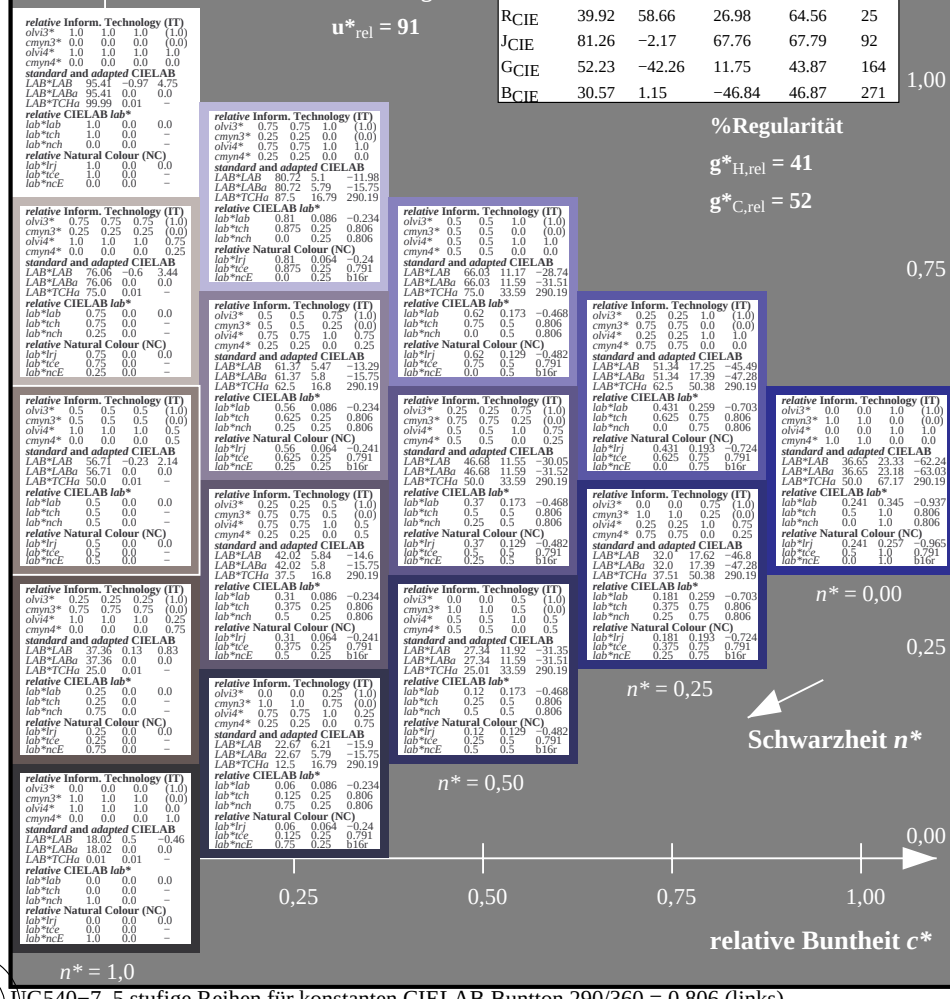

UG540−7, 5 stufige Reihen für konstanten CIELAB Buntton 290/360 = 0.806 (links)

Ausgabe: Farbmetrisches Reflexions-System MRS18

für Buntton *h = lab*h = 290/360 = 0.806**
lab*tch* und *lab*nch

D65: Buntton B
LCH*Ma: 37 67 290
rgb*Ma: 0.0 0.0 1.0

Dreiecks-Helligkeit *t**

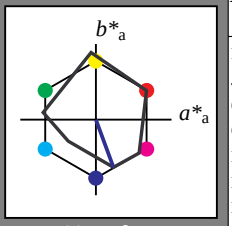

%Umfang

u*rel = 91

MRS18; adaptierte CIELAB-Daten

	$L^*=L^*_a$	a^*_a	b^*_a	$C^*_{ab,a}$	$h^*_{ab,a}$
R_{Ma}	49.63	66.96	38.37	77.18	30
J_{Ma}	90.7	−6.36	88.75	88.98	94
G_{Ma}	52.11	−69.73	9.44	70.37	172
$G50B_{Ma}$	45.03	−36.57	−28.47	46.36	218
B_{Ma}	36.65	23.19	−63.05	67.18	290
$B50R_{Ma}$	34.94	57.17	−44.26	72.31	322
N_{Ma}	18.01	0.0	0.0	0.0	0
W_{Ma}	95.41	0.0	0.0	0.0	0
R_{CIE}	39.92	58.66	26.98	64.56	25
J_{CIE}	81.26	−2.17	67.76	67.79	92
G_{CIE}	52.23	−42.26	11.75	43.87	164
B_{CIE}	30.57	1.15	−46.84	46.87	271

%Regularität

g*H,rel = 41

g*C,rel = 52

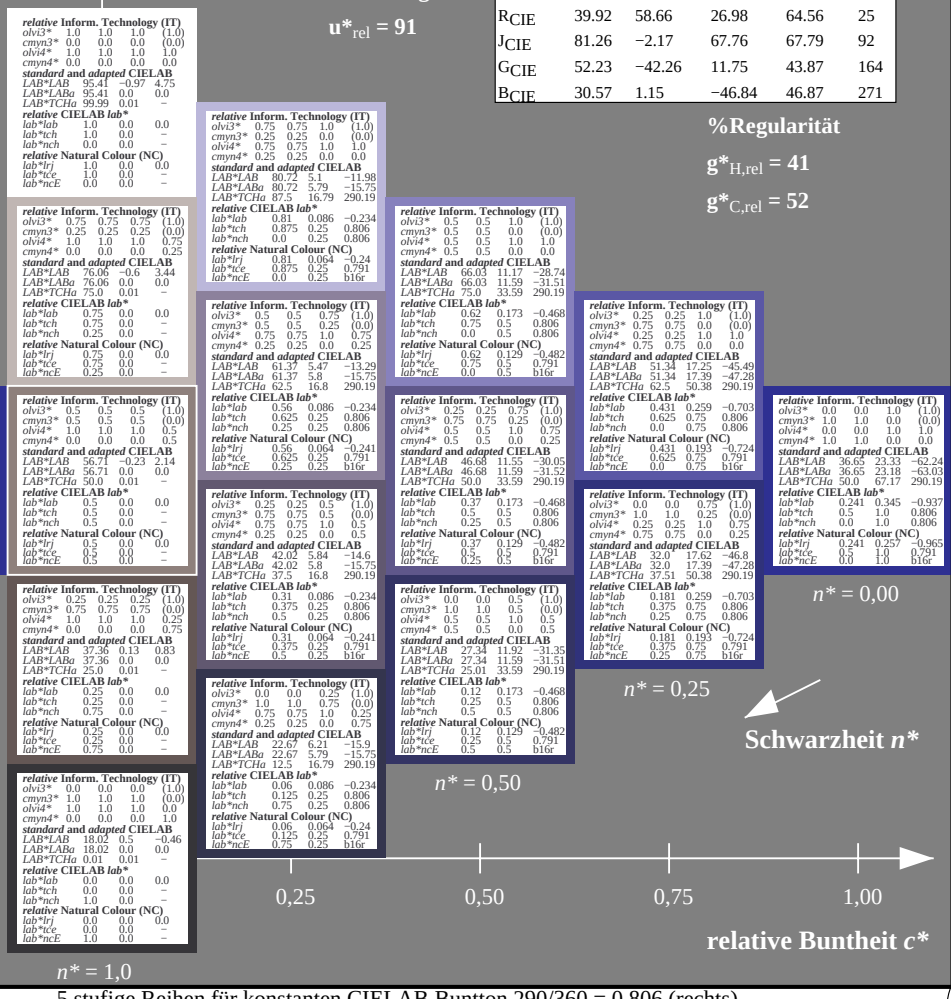

5 stufige Reihen für konstanten CIELAB Buntton 290/360 = 0.806 (rechts)

Siehe ähnliche Dateien: http://www.ps.bam.de/UG54/
Technische Information: http://www.ps.bam.de Version 2.1, io=0,0

BAM-Registrierung: 20060101-UG54/10S/S54G04NP.PS/.PDF BAM-Material: Code=rha4ta
Anwendung für Beurteilung und Messung von Drucker− oder Monitorsystemen
/UG54/ Form: 5/10, Serie: 1/1, Seite: 5 Sattelnz hlung 5

Siehe ähnliche Dateien: http://www.ps.bam.de/UG54/
Technische Information: http://www.ps.bam.de Version 2.1, io=0,0

Eingabe: Farbmetrisches Reflexions-System MRS18

für Buntton *h = lab*h = 322/360 = 0.895***
lab*tch* und *lab*nch

D65: Buntton B50R
LCH*Ma: 35 72 322
rgb*Ma: 1.0 0.0 1.0

Dreiecks-Helligkeit *t**

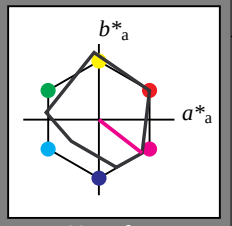

%Umfang

u*rel = 91

MRS18; adaptierte CIELAB-Daten	L*=L*a	a*a	b*a	C*ab,a	h*ab,a
RMa	49.63	66.96	38.37	77.18	30
JMa	90.7	−6.36	88.75	88.98	94
GMa	52.11	−69.73	9.44	70.37	172
G50BMa	45.03	−36.57	−28.47	46.36	218
BMa	36.65	23.19	−63.05	67.18	290
B50RMa	34.94	57.17	−44.26	72.31	322
NMa	18.01	0.0	0.0	0.0	0
WMa	95.41	0.0	0.0	0.0	0
RCIE	39.92	58.66	26.98	64.56	25
JCIE	81.26	−2.17	67.76	67.79	92
GCIE	52.23	−42.26	11.75	43.87	164
BCIE	30.57	1.15	−46.84	46.87	271

%Regularität

g*H,rel = 41

g*C,rel = 52

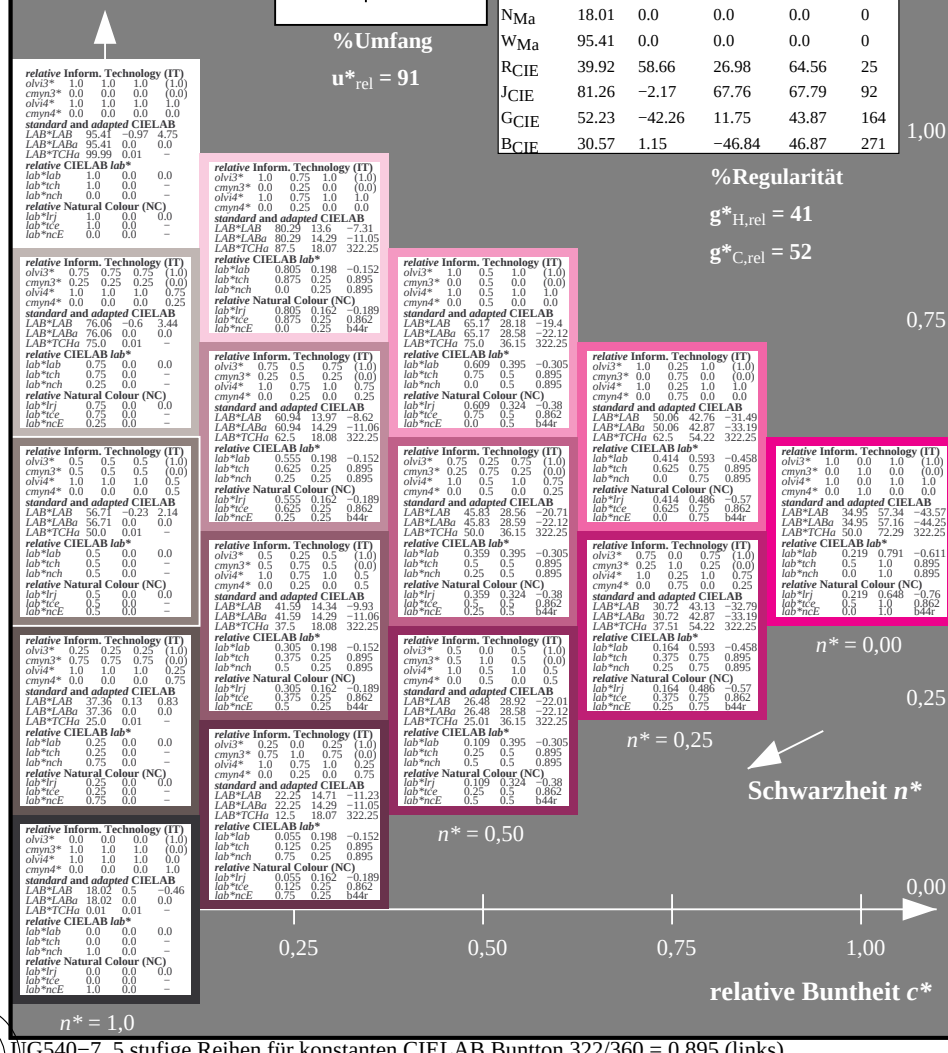

UG540−7, 5 stufige Reihen für konstanten CIELAB Buntton 322/360 = 0.895 (links)

Ausgabe: Farbmetrisches Reflexions-System MRS18

für Buntton *h = lab*h = 322/360 = 0.895***
lab*tch* und *lab*nch

D65: Buntton B50R
LCH*Ma: 35 72 322
rgb*Ma: 1.0 0.0 1.0

Dreiecks-Helligkeit *t**

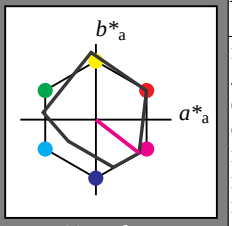

%Umfang

u*rel = 91

MRS18; adaptierte CIELAB-Daten	L*=L*a	a*a	b*a	C*ab,a	h*ab,a
RMa	49.63	66.96	38.37	77.18	30
JMa	90.7	−6.36	88.75	88.98	94
GMa	52.11	−69.73	9.44	70.37	172
G50BMa	45.03	−36.57	−28.47	46.36	218
BMa	36.65	23.19	−63.05	67.18	290
B50RMa	34.94	57.17	−44.26	72.31	322
NMa	18.01	0.0	0.0	0.0	0
WMa	95.41	0.0	0.0	0.0	0
RCIE	39.92	58.66	26.98	64.56	25
JCIE	81.26	−2.17	67.76	67.79	92
GCIE	52.23	−42.26	11.75	43.87	164
BCIE	30.57	1.15	−46.84	46.87	271

%Regularität

g*H,rel = 41

g*C,rel = 52

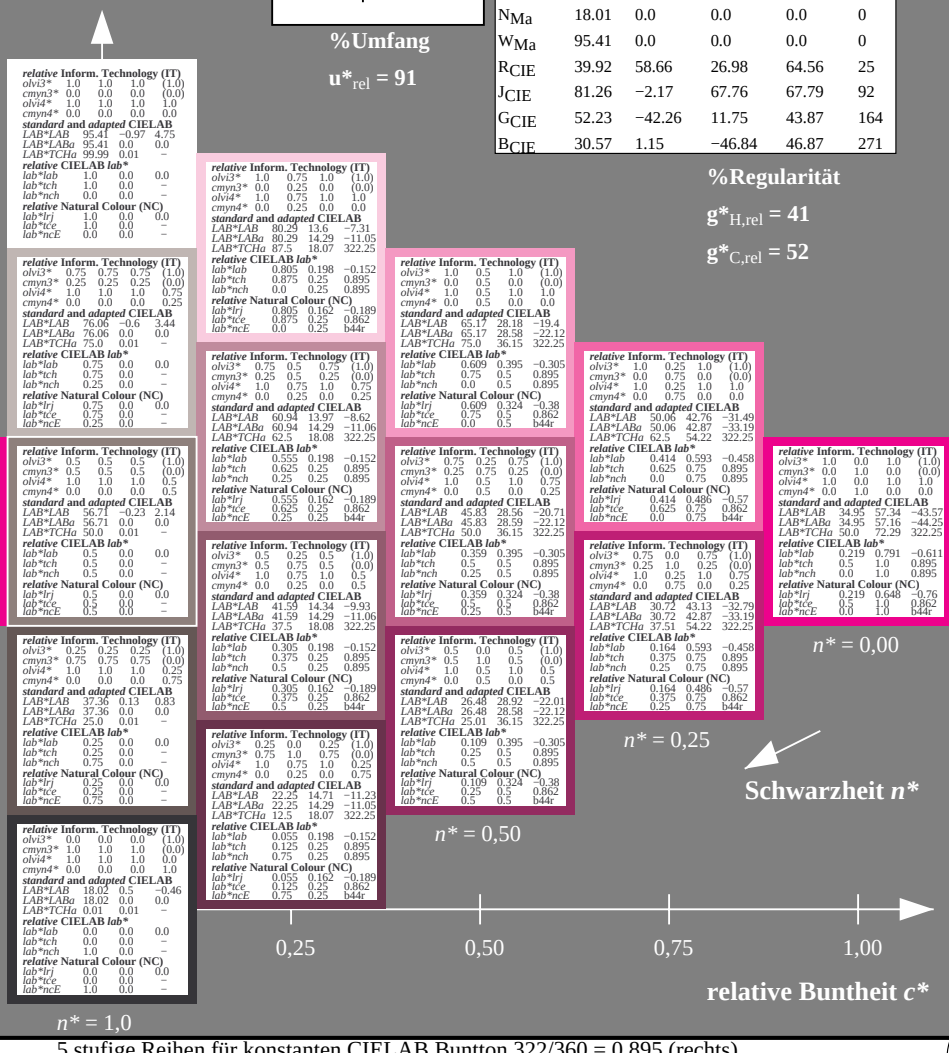

5 stufige Reihen für konstanten CIELAB Buntton 322/360 = 0.895 (rechts)

BAM-Registrierung: 20060101-UG54/10S/S54G05NP.PS/.PDF BAM-Material: Code=rha4ta
Anwendung für Beurteilung und Messung von Drucker− oder Monitorsystemen
/UG54/ Form: 6/10, Serie: 1/1, Seite: 6 Sattelnz hlung 6

BAM-Prüfvorlage UG54; Farbmetrik-Systeme MRS18 & MRS18
D65: 2 Koordinaten-Daten von 5stufigen Farbreihen für 10 Buntton

Input: *cmy0* setcmykcolor*
Output: *no change compared to input*

Siehe ähnliche Dateien: http://www.ps.bam.de/UG54/
Technische Information: http://www.ps.bam.de Version 2.1, io=0,0

Eingabe: Farbmetrisches Reflexions-System MRS18

für Buntton *h = lab*h = 25/360 = 0.069**
lab*tch* und *lab*nch

D65: Buntton R
LCH*Ma: 48 73 25
rgb*Ma: 1.0 0.0 0.1

Dreiecks-Helligkeit *t**

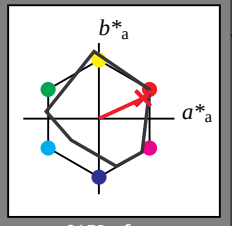

%Umfang

u*rel = 91

MRS18; adaptierte CIELAB-Daten

	L*=L*a	a*a	b*a	C*ab,a	h*ab,a
RMa	49.63	66.96	38.37	77.18	30
JMa	90.7	−6.36	88.75	88.98	94
GMa	52.11	−69.73	9.44	70.37	172
G50BMa	45.03	−36.57	−28.47	46.36	218
BMa	36.65	23.19	−63.05	67.18	290
B50RMa	34.94	57.17	−44.26	72.31	322
NMa	18.01	0.0	0.0	0.0	0
WMa	95.41	0.0	0.0	0.0	0
RCIE	39.92	58.66	26.98	64.56	25
JCIE	81.26	−2.17	67.76	67.79	92
GCIE	52.23	−42.26	11.75	43.87	164
BCIE	30.57	1.15	−46.84	46.87	271

%Regularität

g*H,rel = 41

g*C,rel = 52

1,00

0,75

0,25

0,00

n* = 0,00

n* = 0,25

n* = 0,50

n* = 1,0

Schwarzheit *n**

0,25 0,50 0,75 1,00

relative Buntheit *c**

relative Inform. Technology (IT)
olvi3* 1.0 1.0 1.0 (1.0)
cmyn3* 0.0 0.0 0.0 (0.0)
olvi4* 1.0 1.0 1.0 1.0
cmyn4* 0.0 0.0 0.0 0.0
standard and adapted CIELAB
LAB*LAB 95.41 −0.97 4.75
LAB*LABa 95.41 0.0 0.0
LAB*TCHa 99.99 0.01 –
relative CIELAB *lab**
lab*lab 1.0 0.0 0.0
lab*tch 1.0 0.0 –
lab*nch 0.0 0.0 –
relative Natural Colour (NC)
lab*lrj 1.0 0.0 0.0
lab*tce 1.0 0.0 –
lab*ncE 0.0 0.0 –

relative Inform. Technology (IT)
olvi3* 0.75 0.75 0.75 (1.0)
cmyn3* 0.25 0.25 0.25 (0.0)
olvi4* 1.0 1.0 1.0 0.75
cmyn4* 0.0 0.0 0.0 0.25
standard and adapted CIELAB
LAB*LAB 76.06 −0.6 3.44
LAB*LABa 76.06 0.0 0.0
LAB*TCHa 75.0 0.01 –
relative CIELAB *lab**
lab*lab 0.75 0.0 0.0
lab*tch 0.75 0.0 –
lab*nch 0.25 0.0 –
relative Natural Colour (NC)
lab*lrj 0.75 0.0 0.0
lab*tce 0.75 0.0 –
lab*ncE 0.25 0.0 –

relative Inform. Technology (IT)
olvi3* 0.5 0.5 0.5 (1.0)
cmyn3* 0.5 0.5 0.5 (0.0)
olvi4* 1.0 1.0 1.0 0.5
cmyn4* 0.0 0.0 0.0 0.5
standard and adapted CIELAB
LAB*LAB 56.71 −0.23 2.14
LAB*LABa 56.71 0.0 0.0
LAB*TCHa 50.0 0.01 –
relative CIELAB *lab**
lab*lab 0.5 0.0 0.0
lab*tch 0.5 0.0 –
lab*nch 0.5 0.0 –
relative Natural Colour (NC)
lab*lrj 0.5 0.0 0.0
lab*tce 0.5 0.0 –
lab*ncE 0.5 0.0 –

relative Inform. Technology (IT)
olvi3* 0.25 0.25 0.25 (1.0)
cmyn3* 0.75 0.75 0.75 (0.0)
olvi4* 1.0 1.0 1.0 0.25
cmyn4* 0.0 0.0 0.0 0.75
standard and adapted CIELAB
LAB*LAB 37.36 0.13 0.83
LAB*LABa 37.36 0.0 0.0
LAB*TCHa 25.0 0.01 –
relative CIELAB *lab**
lab*lab 0.25 0.0 0.0
lab*tch 0.25 0.0 –
lab*nch 0.75 0.0 –
relative Natural Colour (NC)
lab*lrj 0.25 0.0 0.0
lab*tce 0.25 0.0 –
lab*ncE 0.75 0.0 –

relative Inform. Technology (IT)
olvi3* 0.0 0.0 0.0 (1.0)
cmyn3* 1.0 1.0 1.0 (0.0)
olvi4* 1.0 1.0 1.0 0.0
cmyn4* 0.0 0.0 0.0 1.0
standard and adapted CIELAB
LAB*LAB 18.02 0.5 −0.46
LAB*LABa 18.02 0.0 0.0
LAB*TCHa 0.01 0.01 –
relative CIELAB *lab**
lab*lab 0.0 0.0 0.0
lab*tch 0.0 0.0 –
lab*nch 1.0 0.0 –
relative Natural Colour (NC)
lab*lrj 0.0 0.0 0.0
lab*tce 0.0 0.0 –
lab*ncE 1.0 0.0 –

relative Inform. Technology (IT)
olvi3* 1.0 0.75 0.774 (1.0)
cmyn3* 0.0 0.25 0.226 (0.0)
olvi4* 1.0 0.75 0.774 1.0
cmyn4* 0.0 0.25 0.226 0.0
standard and adapted CIELAB
LAB*LAB 83.6 15.74 11.55
LAB*LABa 83.6 16.5 7.59
LAB*TCHa 87.5 18.16 24.69
relative CIELAB *lab**
lab*lab 0.847 0.227 0.104
lab*tch 0.875 0.25 0.069
lab*nch 0.0 0.25 0.069
relative Natural Colour (NC)
lab*lrj 0.847 0.25 0.0
lab*tce 0.875 0.25 1.0
lab*ncE 0.0 0.25 b99r

relative Inform. Technology (IT)
olvi3* 0.75 0.5 0.524 (1.0)
cmyn3* 0.25 0.5 0.476 (0.0)
olvi4* 1.0 0.75 0.774 0.75
cmyn4* 0.0 0.25 0.226 0.25
standard and adapted CIELAB
LAB*LAB 64.26 16.12 10.25
LAB*LABa 64.26 16.5 7.59
LAB*TCHa 62.5 18.16 24.7
relative CIELAB *lab**
lab*lab 0.598 0.227 0.104
lab*tch 0.625 0.25 0.069
lab*nch 0.25 0.25 0.069
relative Natural Colour (NC)
lab*lrj 0.598 0.25 0.0
lab*tce 0.625 0.25 1.0
lab*ncE 0.25 0.25 b99r

relative Inform. Technology (IT)
olvi3* 0.25 0.25 0.274 (1.0)
cmyn3* 0.5 0.75 0.726 (0.0)
olvi4* 1.0 0.75 0.774 0.5
cmyn4* 0.0 0.25 0.226 0.5
standard and adapted CIELAB
LAB*LAB 44.91 16.5 8.94
LAB*LABa 44.91 16.5 7.59
LAB*TCHa 37.5 18.16 24.7
relative CIELAB *lab**
lab*lab 0.348 0.227 0.104
lab*tch 0.375 0.25 0.069
lab*nch 0.5 0.25 0.069
relative Natural Colour (NC)
lab*lrj 0.348 0.25 0.0
lab*tce 0.375 0.25 1.0
lab*ncE 0.5 0.25 b99r

relative Inform. Technology (IT)
olvi3* 0.25 0.0 0.024 (1.0)
cmyn3* 0.75 1.0 0.976 (0.0)
olvi4* 1.0 0.75 0.774 0.25
cmyn4* 0.0 0.25 0.226 0.75
standard and adapted CIELAB
LAB*LAB 25.56 16.86 7.64
LAB*LABa 25.56 16.5 7.59
LAB*TCHa 12.5 18.16 24.72
relative CIELAB *lab**
lab*lab 0.098 0.227 0.104
lab*tch 0.125 0.25 0.069
lab*nch 0.75 0.25 0.069
relative Natural Colour (NC)
lab*lrj 0.098 0.25 0.0
lab*tce 0.125 0.25 0.0
lab*ncE 0.75 0.25 r00j

relative Inform. Technology (IT)
olvi3* 1.0 0.5 0.548 (1.0)
cmyn3* 0.0 0.5 0.452 (0.0)
olvi4* 1.0 0.5 0.549 1.0
cmyn4* 0.0 0.5 0.451 0.0
standard and adapted CIELAB
LAB*LAB 71.8 32.47 18.34
LAB*LABa 71.8 33.0 15.17
LAB*TCHa 75.0 36.32 24.7
relative CIELAB *lab**
lab*lab 0.695 0.454 0.209
lab*tch 0.75 0.5 0.069
lab*nch 0.0 0.5 0.069
relative Natural Colour (NC)
lab*lrj 0.695 0.5 0.0
lab*tce 0.75 0.5 1.0
lab*ncE 0.0 0.5 b99r

relative Inform. Technology (IT)
olvi3* 0.75 0.25 0.298 (1.0)
cmyn3* 0.25 0.75 0.702 (0.0)
olvi4* 1.0 0.5 0.548 0.75
cmyn4* 0.0 0.5 0.452 0.25
standard and adapted CIELAB
LAB*LAB 52.46 32.85 17.04
LAB*LABa 52.46 33.01 15.18
LAB*TCHa 50.0 36.33 24.7
relative CIELAB *lab**
lab*lab 0.445 0.454 0.209
lab*tch 0.5 0.5 0.069
lab*nch 0.25 0.5 0.069
relative Natural Colour (NC)
lab*lrj 0.445 0.5 0.0
lab*tce 0.5 0.5 1.0
lab*ncE 0.25 0.5 b99r

relative Inform. Technology (IT)
olvi3* 0.5 0.0 0.048 (1.0)
cmyn3* 0.5 1.0 0.952 (0.0)
olvi4* 1.0 0.5 0.548 0.5
cmyn4* 0.0 0.5 0.452 0.5
standard and adapted CIELAB
LAB*LAB 33.11 33.21 15.74
LAB*LABa 33.11 33.0 15.18
LAB*TCHa 25.01 36.33 24.71
relative CIELAB *lab**
lab*lab 0.195 0.454 0.209
lab*tch 0.25 0.5 0.069
lab*nch 0.5 0.5 0.069
relative Natural Colour (NC)
lab*lrj 0.195 0.5 0.0
lab*tce 0.25 0.5 0.0
lab*ncE 0.5 0.5 r00j

relative Inform. Technology (IT)
olvi3* 1.0 0.0 0.097 (1.0)
cmyn3* 0.0 1.0 0.903 (0.0)
olvi4* 1.0 0.0 0.097 1.0
cmyn4* 0.0 1.0 0.903 0.0
standard and adapted CIELAB
LAB*LAB 48.21 65.92 31.93
LAB*LABa 48.21 66.0 30.36
LAB*TCHa 50.0 72.65 24.7
relative CIELAB *lab**
lab*lab 0.39 0.908 0.418
lab*tch 0.5 1.0 0.069
lab*nch 0.0 1.0 0.069
relative Natural Colour (NC)
lab*lrj 0.39 1.0 0.0
lab*tce 0.5 1.0 0.0
lab*ncE 0.0 1.0 r00j

relative Inform. Technology (IT)
olvi3* 0.75 0.0 0.073 (1.0)
cmyn3* 0.25 1.0 0.927 (0.0)
olvi4* 1.0 0.25 0.323 0.75
cmyn4* 0.0 0.75 0.677 0.25
standard and adapted CIELAB
LAB*LAB 40.66 49.57 23.84
LAB*LABa 40.66 49.5 22.77
LAB*TCHa 37.51 54.49 24.7
relative CIELAB *lab**
lab*lab 0.293 0.681 0.313
lab*tch 0.375 0.75 0.069
lab*nch 0.25 0.75 0.069
relative Natural Colour (NC)
lab*lrj 0.293 0.75 0.0
lab*tce 0.375 0.75 0.0
lab*ncE 0.25 0.75 r00j

relative Inform. Technology (IT)
olvi3* 1.0 0.25 0.323 (1.0)
cmyn3* 0.0 0.75 0.677 (0.0)
olvi4* 1.0 0.25 0.323 1.0
cmyn4* 0.0 0.75 0.677 0.0
standard and adapted CIELAB
LAB*LAB 60.0 49.2 25.13
LAB*LABa 60.0 49.5 22.76
LAB*TCHa 62.5 54.49 24.7
relative CIELAB *lab**
lab*lab 0.543 0.681 0.313
lab*tch 0.625 0.75 0.069
lab*nch 0.0 0.75 0.069
relative Natural Colour (NC)
lab*lrj 0.543 0.75 0.0
lab*tce 0.625 0.75 1.0
lab*ncE 0.0 0.75 b99r

relative Inform. Technology (IT)
olvi3* 0.5 0.25 0.274 (1.0)
cmyn3* 0.5 0.75 0.726 (0.0)
olvi4* 1.0 0.75 0.774 0.5
cmyn4* 0.0 0.25 0.226 0.5
standard and adapted CIELAB
LAB*LAB 44.91 16.5 8.94
LAB*LABa 44.91 16.5 7.59
LAB*TCHa 37.5 18.16 24.7
relative CIELAB *lab**
lab*lab 0.348 0.227 0.104
lab*tch 0.375 0.25 0.069
lab*nch 0.5 0.25 0.069
relative Natural Colour (NC)
lab*lrj 0.348 0.25 0.0
lab*tce 0.375 0.25 1.0
lab*ncE 0.5 0.25 b99r

relative Inform. Technology (IT)
olvi3* 0.25 0.0 0.024 (1.0)
cmyn3* 0.75 1.0 0.976 (0.0)
olvi4* 1.0 0.75 0.774 0.25
cmyn4* 0.0 0.25 0.226 0.75
standard and adapted CIELAB
LAB*LAB 25.56 16.86 7.64
LAB*LABa 25.56 16.5 7.59
LAB*TCHa 12.5 18.16 24.72
relative CIELAB *lab**
lab*lab 0.098 0.227 0.104
lab*tch 0.125 0.25 0.069
lab*nch 0.75 0.25 0.069
relative Natural Colour (NC)
lab*lrj 0.098 0.25 0.0
lab*tce 0.125 0.25 0.0
lab*ncE 0.75 0.25 r00j

relative Inform. Technology (IT)
olvi3* 0.0 0.0 0.0 (1.0)
cmyn3* 1.0 1.0 1.0 (0.0)
olvi4* 1.0 1.0 1.0 0.0
cmyn4* 0.0 0.0 0.0 1.0
standard and adapted CIELAB
LAB*LAB 18.02 0.5 −0.46
LAB*LABa 18.02 0.0 0.0
LAB*TCHa 0.01 0.01 –
relative CIELAB *lab**
lab*lab 0.0 0.0 0.0
lab*tch 0.0 0.0 –
lab*nch 1.0 0.0 –
relative Natural Colour (NC)
lab*lrj 0.0 0.0 0.0
lab*tce 0.0 0.0 –
lab*ncE 1.0 0.0 –

Ausgabe: Farbmetrisches Reflexions-System MRS18

für Buntton *h = lab*h = 25/360 = 0.069**
lab*tch* und *lab*nch

D65: Buntton R
LCH*Ma: 48 73 25
rgb*Ma: 1.0 0.0 0.1

Dreiecks-Helligkeit *t**

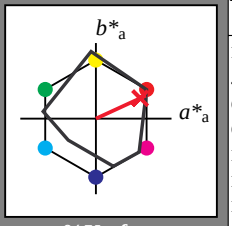

%Umfang

u*rel = 91

MRS18; adaptierte CIELAB-Daten

	L*=L*a	a*a	b*a	C*ab,a	h*ab,a
RMa	49.63	66.96	38.37	77.18	30
JMa	90.7	−6.36	88.75	88.98	94
GMa	52.11	−69.73	9.44	70.37	172
G50BMa	45.03	−36.57	−28.47	46.36	218
BMa	36.65	23.19	−63.05	67.18	290
B50RMa	34.94	57.17	−44.26	72.31	322
NMa	18.01	0.0	0.0	0.0	0
WMa	95.41	0.0	0.0	0.0	0
RCIE	39.92	58.66	26.98	64.56	25
JCIE	81.26	−2.17	67.76	67.79	92
GCIE	52.23	−42.26	11.75	43.87	164
BCIE	30.57	1.15	−46.84	46.87	271

%Regularität

g*H,rel = 41

g*C,rel = 52

n* = 0,00

n* = 0,25

n* = 0,50

n* = 1,0

Schwarzheit *n**

0,25 0,50 0,75 1,00

relative Buntheit *c**

BAM-Registrierung: 20060101-UG54/10S/S54G06NP.PS/.PDF BAM-Material: Code=rha4ta
Anwendung für Beurteilung und Messung von Drucker– oder Monitorsystemen
/UG54/ Form: 7/10, Serie: 1/1, Seite: 7 Seitenz hlung 7

UG540−7, 5 stufige Reihen für konstanten CIELAB Buntton 25/360 = 0.069 (links)
5 stufige Reihen für konstanten CIELAB Buntton 25/360 = 0.069 (rechts)

BAM-Prüfvorlage UG54; Farbmetrik-Systeme MRS18 & MRS18
D65: 2 Koordinaten-Daten von 5stufigen Farbreihen für 10 Bunttöne

Input: *cmy0* setcmykcolor*
Output: *no change compared to input*

Siehe ähnliche Dateien: http://www.ps.bam.de/UG54/
Technische Information: http://www.ps.bam.de Version 2.1, io=0,0

BAM-Registrierung: 20060101-UG54/10S/S54G07NP.PS/.PDF BAM-Material: Code=rha4ta
Anwendung für Beurteilung und Messung von Drucker– oder Monitorsystemen
/UG54/ Form: 8/10, Serie: 1/1, Seite: 8 Sattenz:hlung 8

Eingabe: Farbmetrisches Reflexions-System MRS18

für Buntton $h^* = lab^*h = 92/360 = 0.255$
lab*tch* und *lab*nch

D65: Buntton J
LCH*Ma: 89 86 92
rgb*Ma: 1.0 0.95 0.0

Dreiecks-Helligkeit t^*

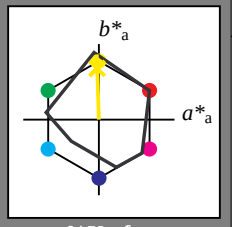

%Umfang

u^*_{rel} = 91

MRS18; adaptierte CIELAB-Daten

	$L^*=L^*_a$	a^*_a	b^*_a	$C^*_{ab,a}$	$h^*_{ab,a}$
R_{Ma}	49.63	66.96	38.37	77.18	30
J_{Ma}	90.7	−6.36	88.75	88.98	94
G_{Ma}	52.11	−69.73	9.44	70.37	172
$G50B_{Ma}$	45.03	−36.57	−28.47	46.36	218
B_{Ma}	36.65	23.19	−63.05	67.18	290
$B50R_{Ma}$	34.94	57.17	−44.26	72.31	322
N_{Ma}	18.01	0.0	0.0	0.0	0
W_{Ma}	95.41	0.0	0.0	0.0	0
R_{CIE}	39.92	58.66	26.98	64.56	25
J_{CIE}	81.26	−2.17	67.76	67.79	92
G_{CIE}	52.23	−42.26	11.75	43.87	164
B_{CIE}	30.57	1.15	−46.84	46.87	271

%Regularität

$g^*_{H,rel}$ = 41

$g^*_{C,rel}$ = 52

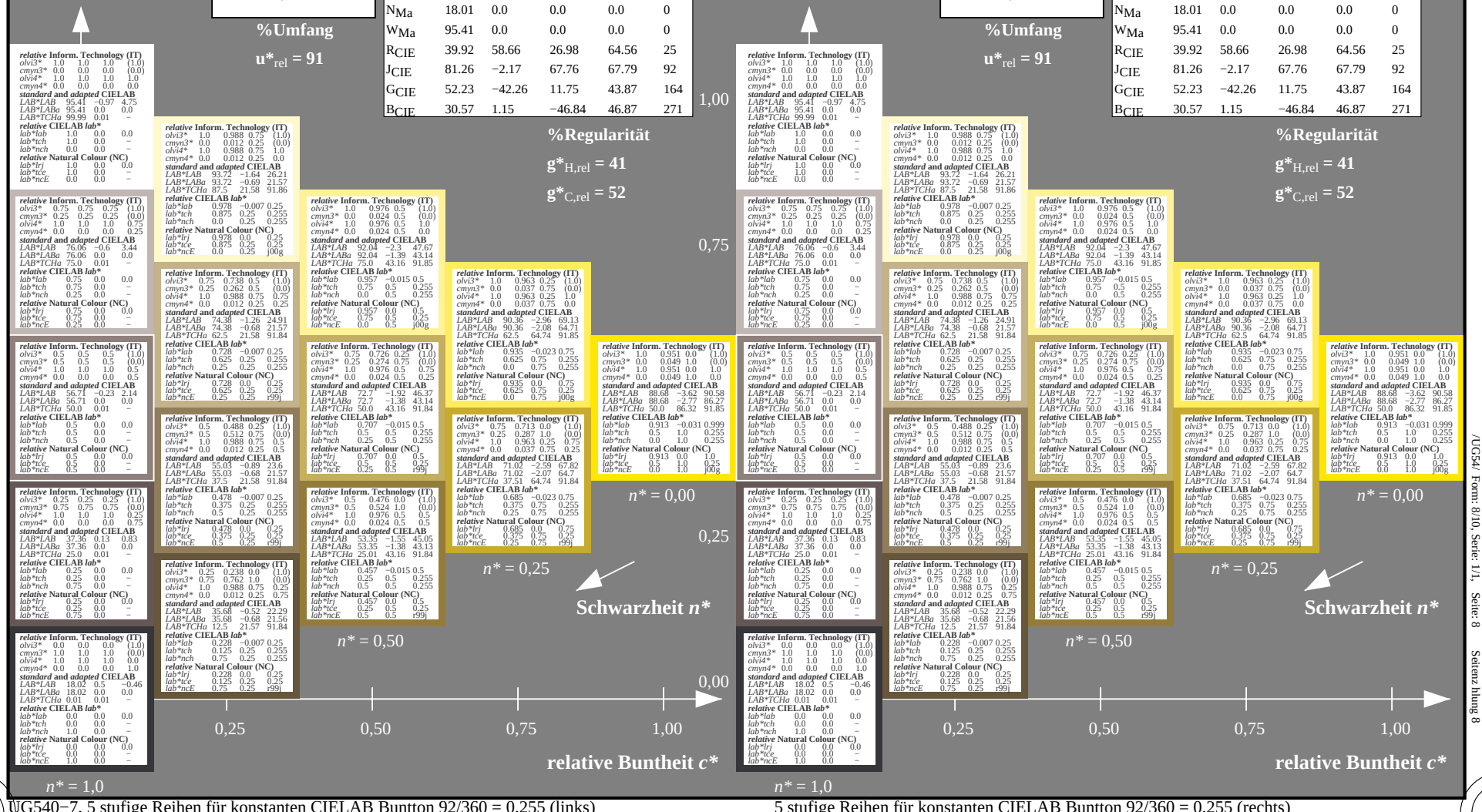

Ausgabe: Farbmetrisches Reflexions-System MRS18

für Buntton $h^* = lab^*h = 92/360 = 0.255$
lab*tch* und *lab*nch

D65: Buntton J
LCH*Ma: 89 86 92
rgb*Ma: 1.0 0.95 0.0

Dreiecks-Helligkeit t^*

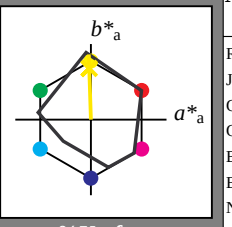

%Umfang

u^*_{rel} = 91

MRS18; adaptierte CIELAB-Daten

	$L^*=L^*_a$	a^*_a	b^*_a	$C^*_{ab,a}$	$h^*_{ab,a}$
R_{Ma}	49.63	66.96	38.37	77.18	30
J_{Ma}	90.7	−6.36	88.75	88.98	94
G_{Ma}	52.11	−69.73	9.44	70.37	172
$G50B_{Ma}$	45.03	−36.57	−28.47	46.36	218
B_{Ma}	36.65	23.19	−63.05	67.18	290
$B50R_{Ma}$	34.94	57.17	−44.26	72.31	322
N_{Ma}	18.01	0.0	0.0	0.0	0
W_{Ma}	95.41	0.0	0.0	0.0	0
R_{CIE}	39.92	58.66	26.98	64.56	25
J_{CIE}	81.26	−2.17	67.76	67.79	92
G_{CIE}	52.23	−42.26	11.75	43.87	164
B_{CIE}	30.57	1.15	−46.84	46.87	271

%Regularität

$g^*_{H,rel}$ = 41

$g^*_{C,rel}$ = 52

UG540−7, 5 stufige Reihen für konstanten CIELAB Buntton 92/360 = 0.255 (links)

5 stufige Reihen für konstanten CIELAB Buntton 92/360 = 0.255 (rechts)

BAM-Prüfvorlage UG54; Farbmetrik-Systeme MRS18 & MRS18
D65: 2 Koordinaten-Daten von 5stufigen Farbreihen für 10 Buntton

Input: *cmy0* setcmykcolor*
Output: *no change compared to input*

Siehe ähnliche Dateien: http://www.ps.bam.de/UG54/
Technische Information: http://www.ps.bam.de Version 2.1, io=0,0

BAM-Registrierung: 20060101-UG54/10S/S54G08NP.PS/.PDF BAM-Material: Code=rha4ta
Anwendung für Beurteilung und Messung von Drucker– oder Monitorsystemen
/UG54/ Form: 9/10. Serie: 1/1, Seite: 9 Sattelstatus: 9

Eingabe: Farbmetrisches Reflexions-System MRS18

für Buntton *h* = lab*h = 164/360 = 0.457*
lab*tch* und *lab*nch

D65: Buntton G
LCH*Ma: 56 66 164
rgb*Ma: 0.1 1.0 0.0

Dreiecks-Helligkeit *t**

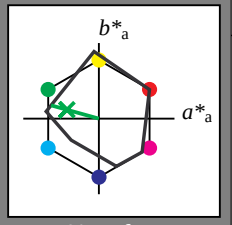

%Umfang

u^*_{rel} = 91

MRS18; adaptierte CIELAB-Daten	$L^*=L^*_a$	a^*_a	b^*_a	$C^*_{ab,a}$	$h^*_{ab,a}$
R_{Ma}	49.63	66.96	38.37	77.18	30
J_{Ma}	90.7	−6.36	88.75	88.98	94
G_{Ma}	52.11	−69.73	9.44	70.37	172
$G50B_{Ma}$	45.03	−36.57	−28.47	46.36	218
B_{Ma}	36.65	23.19	−63.05	67.18	290
$B50R_{Ma}$	34.94	57.17	−44.26	72.31	322
N_{Ma}	18.01	0.0	0.0	0.0	0
W_{Ma}	95.41	0.0	0.0	0.0	0
R_{CIE}	39.92	58.66	26.98	64.56	25
J_{CIE}	81.26	−2.17	67.76	67.79	92
G_{CIE}	52.23	−42.26	11.75	43.87	164
B_{CIE}	30.57	1.15	−46.84	46.87	271

%Regularität

$g^*_{H,rel}$ = 41

$g^*_{C,rel}$ = 52

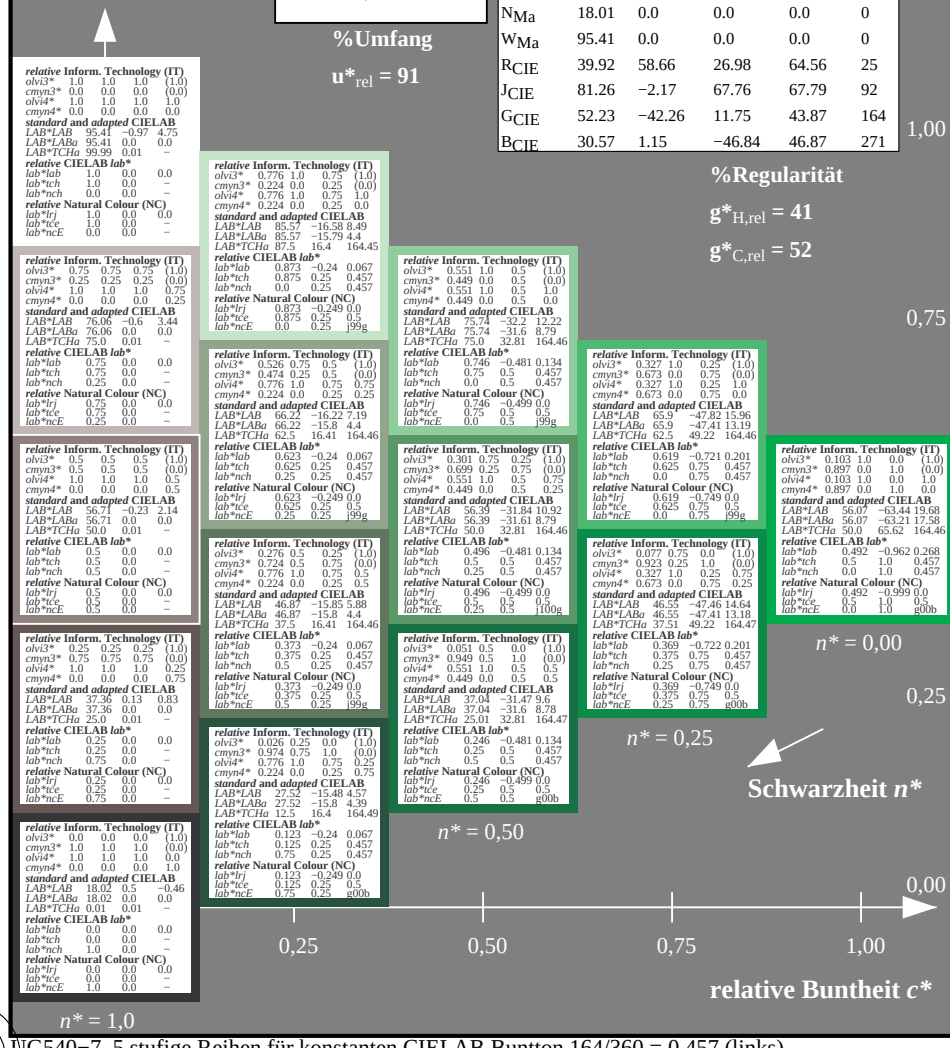

UG540−7, 5 stufige Reihen für konstanten CIELAB Buntton 164/360 = 0.457 (links)

Ausgabe: Farbmetrisches Reflexions-System MRS18

für Buntton *h* = lab*h = 164/360 = 0.457*
lab*tch* und *lab*nch

D65: Buntton G
LCH*Ma: 56 66 164
rgb*Ma: 0.1 1.0 0.0

Dreiecks-Helligkeit *t**

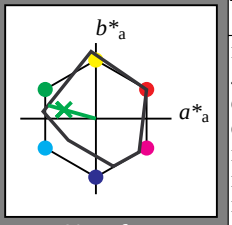

%Umfang

u^*_{rel} = 91

MRS18; adaptierte CIELAB-Daten	$L^*=L^*_a$	a^*_a	b^*_a	$C^*_{ab,a}$	$h^*_{ab,a}$
R_{Ma}	49.63	66.96	38.37	77.18	30
J_{Ma}	90.7	−6.36	88.75	88.98	94
G_{Ma}	52.11	−69.73	9.44	70.37	172
$G50B_{Ma}$	45.03	−36.57	−28.47	46.36	218
B_{Ma}	36.65	23.19	−63.05	67.18	290
$B50R_{Ma}$	34.94	57.17	−44.26	72.31	322
N_{Ma}	18.01	0.0	0.0	0.0	0
W_{Ma}	95.41	0.0	0.0	0.0	0
R_{CIE}	39.92	58.66	26.98	64.56	25
J_{CIE}	81.26	−2.17	67.76	67.79	92
G_{CIE}	52.23	−42.26	11.75	43.87	164
B_{CIE}	30.57	1.15	−46.84	46.87	271

%Regularität

$g^*_{H,rel}$ = 41

$g^*_{C,rel}$ = 52

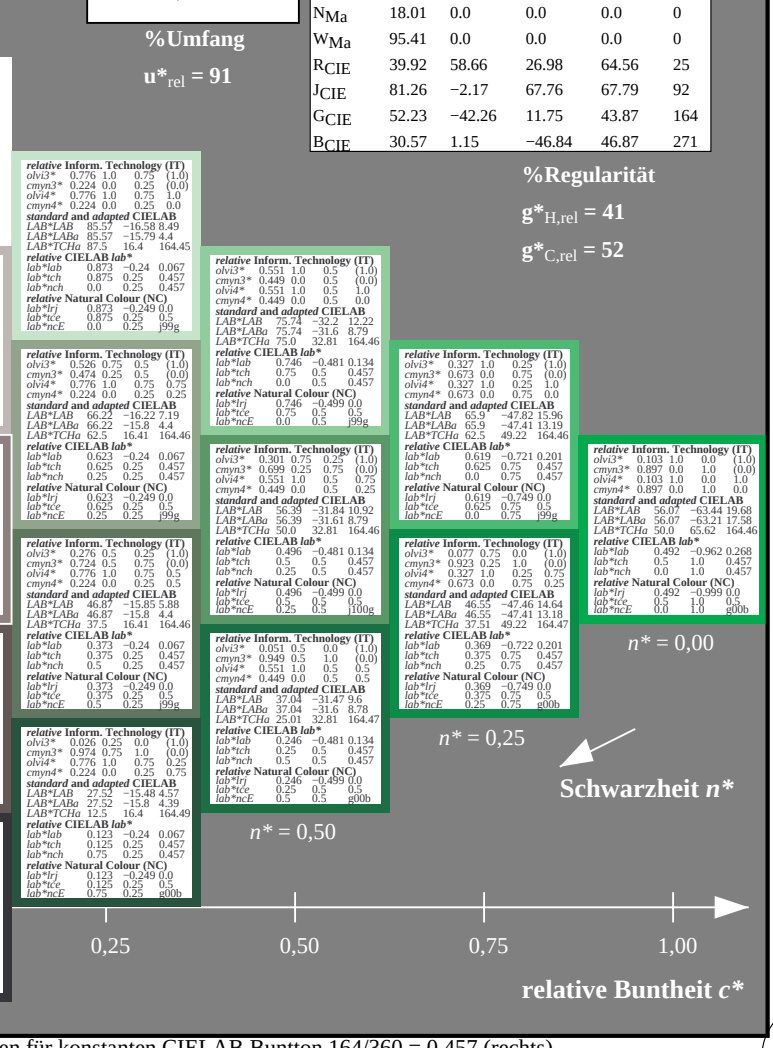

5 stufige Reihen für konstanten CIELAB Buntton 164/360 = 0.457 (rechts)

BAM-Prüfvorlage UG54; Farbmetrik-Systeme MRS18 & MRS18
D65: 2 Koordinaten-Daten von 5stufigen Farbreihen für 10 Bunttöne

Input: *cmy0* setcmykcolor*
Output: *no change compared to input*

Siehe ähnliche Dateien: http://www.ps.bam.de/UG54/
Technische Information: http://www.ps.bam.de Version 2.1, io=0,0

Eingabe: Farbmetrisches Reflexions-System MRS18

für Buntton $h^* = lab^*h = 271/360 = 0.754$
lab*tch* und *lab*nch

D65: Buntton B
LCH*Ma: 40 50 271
rgb*Ma: 0.0 0.37 1.0

Dreiecks-Helligkeit t^*

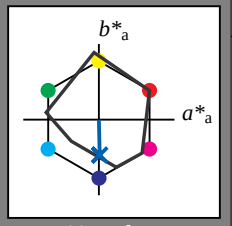

%Umfang

$u^*_{rel} = 91$

MRS18; adaptierte CIELAB-Daten

	$L^*=L^*_a$	a^*_a	b^*_a	$C^*_{ab,a}$	$h^*_{ab,a}$
R_{Ma}	49.63	66.96	38.37	77.18	30
J_{Ma}	90.7	−6.36	88.75	88.98	94
G_{Ma}	52.11	−69.73	9.44	70.37	172
$G50B_{Ma}$	45.03	−36.57	−28.47	46.36	218
B_{Ma}	36.65	23.19	−63.05	67.18	290
$B50R_{Ma}$	34.94	57.17	−44.26	72.31	322
N_{Ma}	18.01	0.0	0.0	0.0	0
W_{Ma}	95.41	0.0	0.0	0.0	0
R_{CIE}	39.92	58.66	26.98	64.56	25
J_{CIE}	81.26	−2.17	67.76	67.79	92
G_{CIE}	52.23	−42.26	11.75	43.87	164
B_{CIE}	30.57	1.15	−46.84	46.87	271

%Regularität

$g^*_{H,rel} = 41$

$g^*_{C,rel} = 52$

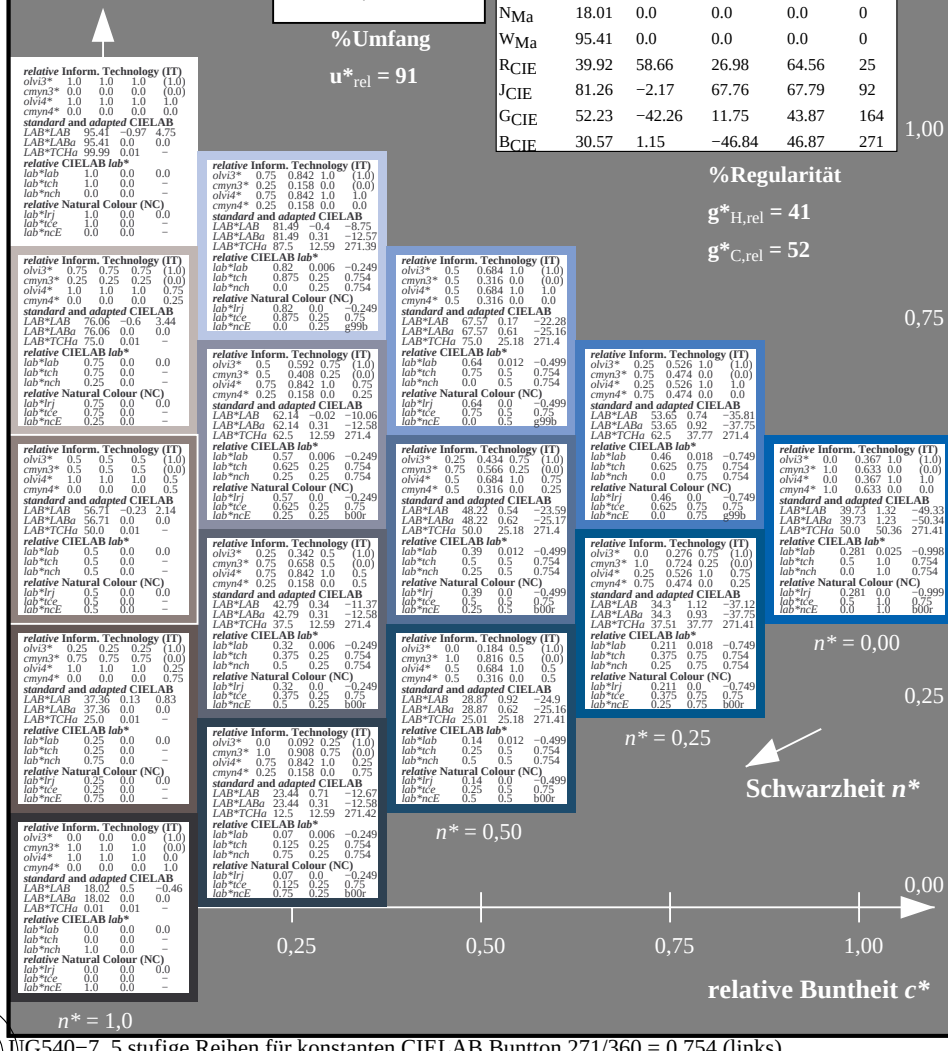

UG540−7, 5 stufige Reihen für konstanten CIELAB Buntton 271/360 = 0.754 (links)

Ausgabe: Farbmetrisches Reflexions-System MRS18

für Buntton $h^* = lab^*h = 271/360 = 0.754$
lab*tch* und *lab*nch

D65: Buntton B
LCH*Ma: 40 50 271
rgb*Ma: 0.0 0.37 1.0

Dreiecks-Helligkeit t^*

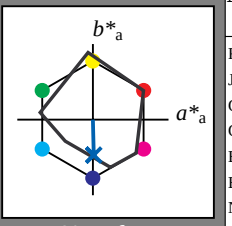

%Umfang

$u^*_{rel} = 91$

MRS18; adaptierte CIELAB-Daten

	$L^*=L^*_a$	a^*_a	b^*_a	$C^*_{ab,a}$	$h^*_{ab,a}$
R_{Ma}	49.63	66.96	38.37	77.18	30
J_{Ma}	90.7	−6.36	88.75	88.98	94
G_{Ma}	52.11	−69.73	9.44	70.37	172
$G50B_{Ma}$	45.03	−36.57	−28.47	46.36	218
B_{Ma}	36.65	23.19	−63.05	67.18	290
$B50R_{Ma}$	34.94	57.17	−44.26	72.31	322
N_{Ma}	18.01	0.0	0.0	0.0	0
W_{Ma}	95.41	0.0	0.0	0.0	0
R_{CIE}	39.92	58.66	26.98	64.56	25
J_{CIE}	81.26	−2.17	67.76	67.79	92
G_{CIE}	52.23	−42.26	11.75	43.87	164
B_{CIE}	30.57	1.15	−46.84	46.87	271

%Regularität

$g^*_{H,rel} = 41$

$g^*_{C,rel} = 52$

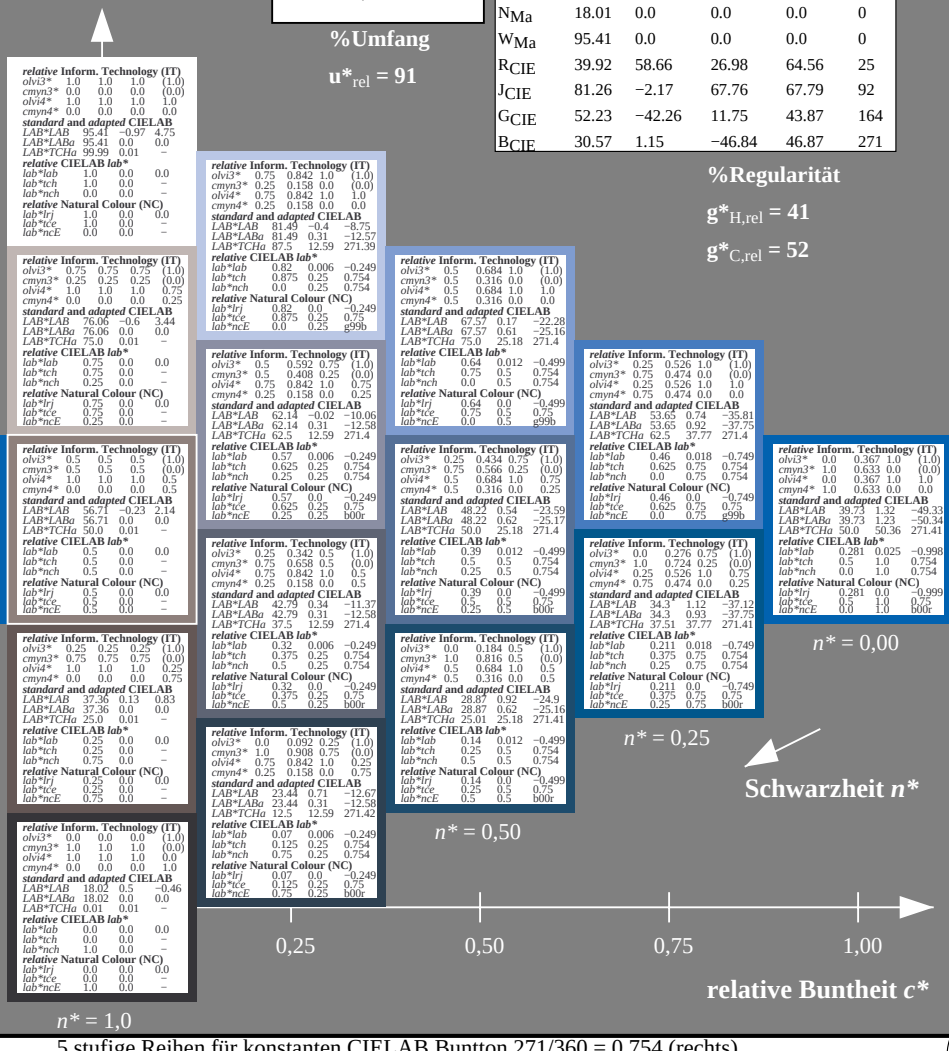

5 stufige Reihen für konstanten CIELAB Buntton 271/360 = 0.754 (rechts)

BAM-Registrierung: 20060101-UG54/10S/S54G09NP.PS/.PDF BAM-Material: Code=rha4ta
Anwendung für Beurteilung und Messung von Drucker− oder Monitorsystemen
/UG54/ Form: 10/10Serie: 1/1, Seite: 10 Sattenz hlung 10