Siehe ähnliche Dateien: http://www.ps.bam.de/UG53/
Technische Information: http://www.ps.bam.de Version 2.1, io=0,1, CIEXYZ

BAM-Registrierung: 20060101-UG53/10Q/Q53G00FP.PS/.PDF BAM-Material: Code=rha4ta
Anwendung für Beurteilung und Messung von Drucker– oder Monitorsystemen, Yr=2.5, XYZ
/UG53/ Form: 1/10, Serie: 1/1, Seite: 1 Settenz hung 1

Eingabe: Farbmetrisches Reflexions-System MRS18

für Buntton $h^* = lab^*h = 30/360 = 0.083$
*lab*tch* und *lab*nch*

D65: Buntton R
LCH*Ma: 50 77 30
rgb*Ma: 1.0 0.0 0.0

Dreiecks-Helligkeit t^*

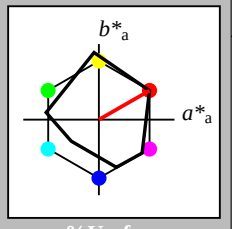

%Umfang
$u^*_{rel} = 91$

MRS18; adaptierte CIELAB-Daten

	$L^*=L^*_a$	a^*_a	b^*_a	$C^*_{ab,a}$	$h^*_{ab,a}$
R_{Ma}	49.63	66.96	38.37	77.18	30
J_{Ma}	90.7	−6.36	88.75	88.98	94
G_{Ma}	52.11	−69.73	9.44	70.37	172
$G50B_{Ma}$	45.03	−36.57	−28.47	46.36	218
B_{Ma}	36.65	23.19	−63.05	67.18	290
$B50R_{Ma}$	34.94	57.17	−44.26	72.31	322
N_{Ma}	18.01	0.0	0.0	0.0	0
W_{Ma}	95.41	0.0	0.0	0.0	0
R_{CIE}	39.92	58.66	26.98	64.56	25
J_{CIE}	81.26	−2.17	67.76	67.79	92
G_{CIE}	52.23	−42.26	11.75	43.87	164
B_{CIE}	30.57	1.15	−46.84	46.87	271

%Regularität
$g^*_{H,rel} = 41$
$g^*_{C,rel} = 52$

Ausgabe: Farbmetrisches Reflexions-System NCS11

für Buntton $h^* = lab^*h = 24/360 = 0.066$
*lab*tch* und *lab*nch*

D65: Buntton R
LCH*Ma: 47 92 24
rgb*Ma: 1.0 0.0 0.0

Dreiecks-Helligkeit t^*

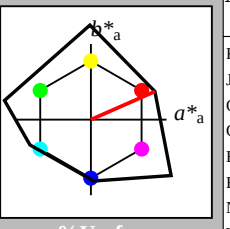

%Umfang
$u^*_{rel} = 149$

NCS11; adaptierte CIELAB-Daten

	$L^*=L^*_a$	a^*_a	b^*_a	$C^*_{ab,a}$	$h^*_{ab,a}$
R_{Ma}	47.15	84.64	37.25	92.48	24
J_{Ma}	91.37	−1.27	125.03	125.03	91
G_{Ma}	63.07	−114.28	25.35	117.06	167
$G50B_{Ma}$	59.47	−80.6	−33.45	87.28	203
B_{Ma}	49.01	3.65	−81.19	81.28	273
$B50R_{Ma}$	44.06	106.09	−73.93	129.32	325
N_{Ma}	10.99	0.0	0.0	0.0	0
W_{Ma}	95.41	0.0	0.0	0.0	0
R_{CIE}	39.92	58.69	27.98	65.01	25
J_{CIE}	81.26	−2.9	71.56	71.62	92
G_{CIE}	52.23	−42.45	13.59	44.59	162
B_{CIE}	30.57	1.35	−46.48	46.51	272

%Regularität
$g^*_{H,rel} = 46$
$g^*_{C,rel} = 65$

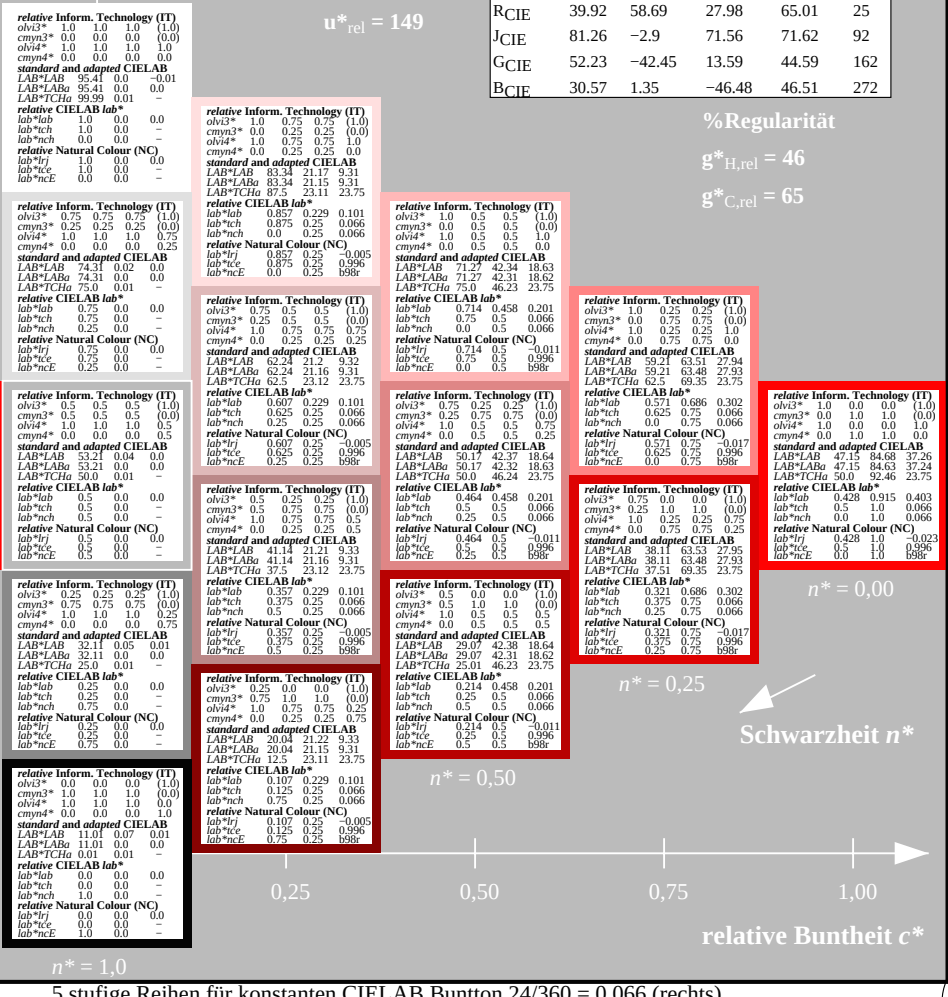

UG530−7, 5 stufige Reihen für konstanten CIELAB Buntton 30/360 = 0.083 (links)
5 stufige Reihen für konstanten CIELAB Buntton 24/360 = 0.066 (rechts)

BAM-Prüfvorlage UG53; Farbmetrik-Systeme MRS18 & NCS11
D65: 2 Koordinaten-Daten von 5stufigen Farbreihen für 10 Bunttöne

input: *cmy0* setcmykcolor*
output: *olv* setrgbcolor / w* setgray*

Siehe ähnliche Dateien: http://www.ps.bam.de/UG53/
Technische Information: http://www.ps.bam.de Version 2.1, io=0,1, CIEXYZ

BAM-Registrierung: 20060101-UG53/10Q/Q53G01FP.PS/.PDF BAM-Material: Code=rha4ta
Anwendung für Beurteilung und Messung von Drucker– oder Monitorsystemen, Yr=2.5, XYZ
/UG53/ Form: 2/10, Serie: 1/1, Seite: 2 Sättenz hung 2

Eingabe: Farbmetrisches Reflexions-System MRS18

für Buntton $h^* = lab^*h = 94/360 = 0.261$
*lab*tch* und *lab*nch*

D65: Buntton J
LCH*Ma: 91 89 94
rgb*Ma: 1.0 1.0 0.0

Dreiecks-Helligkeit t^*

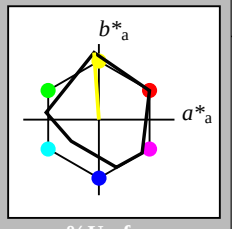

%Umfang
$u^*_{rel} = 91$

MRS18; adaptierte CIELAB-Daten

	$L^*=L^*_a$	a^*_a	b^*_a	$C^*_{ab,a}$	$h^*_{ab,a}$
R_{Ma}	49.63	66.96	38.37	77.18	30
J_{Ma}	90.7	−6.36	88.75	88.98	94
G_{Ma}	52.11	−69.73	9.44	70.37	172
$G50B_{Ma}$	45.03	−36.57	−28.47	46.36	218
B_{Ma}	36.65	23.19	−63.05	67.18	290
$B50R_{Ma}$	34.94	57.17	−44.26	72.31	322
N_{Ma}	18.01	0.0	0.0	0.0	0
W_{Ma}	95.41	0.0	0.0	0.0	0
R_{CIE}	39.92	58.66	26.98	64.56	25
J_{CIE}	81.26	−2.17	67.76	67.79	92
G_{CIE}	52.23	−42.26	11.75	43.87	164
B_{CIE}	30.57	1.15	−46.84	46.87	271

%Regularität
$g^*_{H,rel} = 41$
$g^*_{C,rel} = 52$

Ausgabe: Farbmetrisches Reflexions-System NCS11

für Buntton $h^* = lab^*h = 91/360 = 0.252$
*lab*tch* und *lab*nch*

D65: Buntton J
LCH*Ma: 91 125 91
rgb*Ma: 1.0 1.0 0.0

Dreiecks-Helligkeit t^*

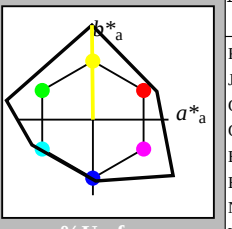

%Umfang
$u^*_{rel} = 149$

NCS11; adaptierte CIELAB-Daten

	$L^*=L^*_a$	a^*_a	b^*_a	$C^*_{ab,a}$	$h^*_{ab,a}$
R_{Ma}	47.15	84.64	37.25	92.48	24
J_{Ma}	91.37	−1.27	125.03	125.03	91
G_{Ma}	63.07	−114.28	25.35	117.06	167
$G50B_{Ma}$	59.47	−80.6	−33.45	87.28	203
B_{Ma}	49.01	3.65	−81.19	81.28	273
$B50R_{Ma}$	44.06	106.09	−73.93	129.32	325
N_{Ma}	10.99	0.0	0.0	0.0	0
W_{Ma}	95.41	0.0	0.0	0.0	0
R_{CIE}	39.92	58.69	27.98	65.01	25
J_{CIE}	81.26	−2.9	71.56	71.62	92
G_{CIE}	52.23	−42.45	13.59	44.59	162
B_{CIE}	30.57	1.35	−46.48	46.51	272

%Regularität
$g^*_{H,rel} = 46$
$g^*_{C,rel} = 65$

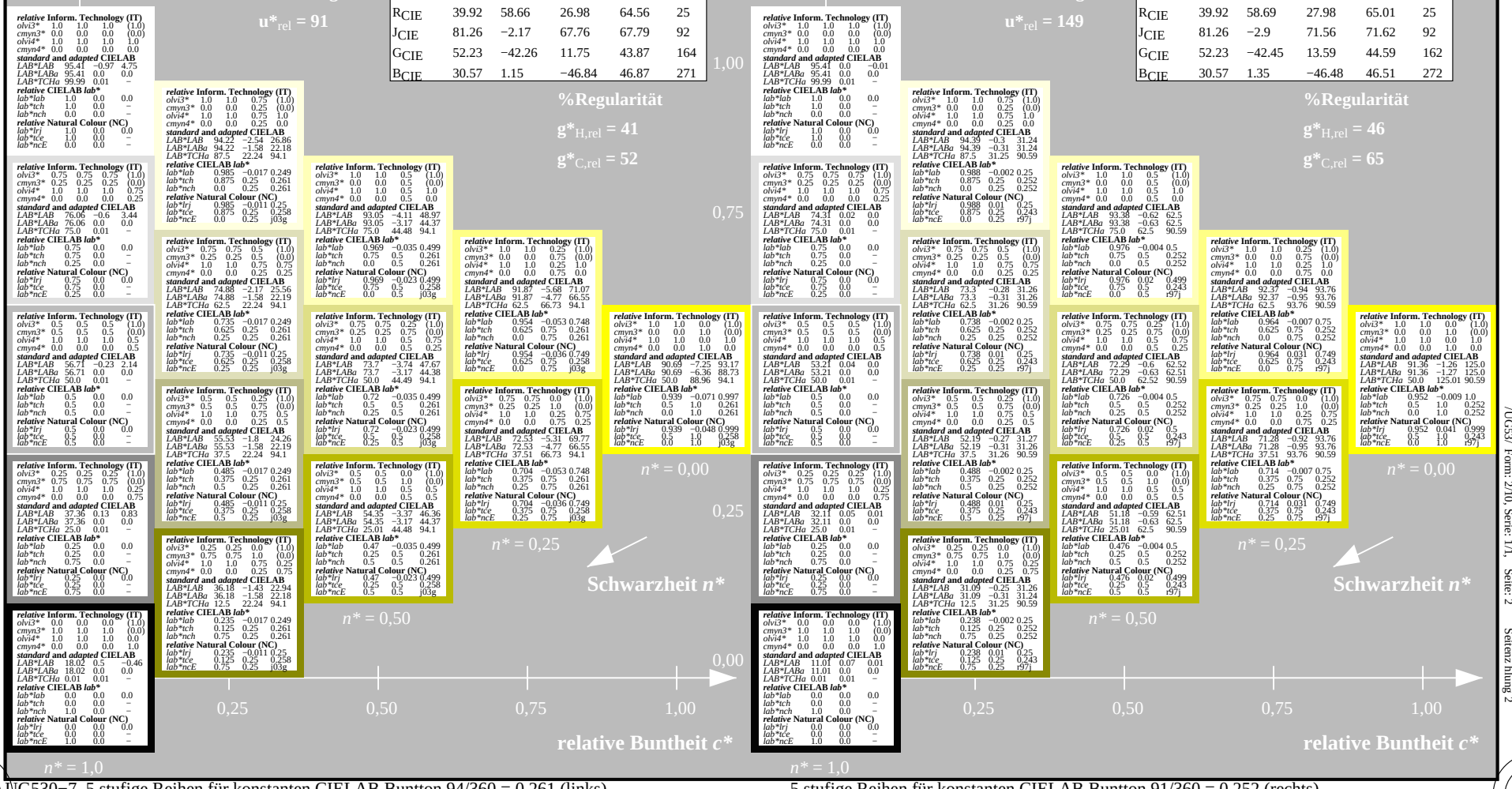

UG530−7, 5 stufige Reihen für konstanten CIELAB Buntton 94/360 = 0.261 (links)
5 stufige Reihen für konstanten CIELAB Buntton 91/360 = 0.252 (rechts)

BAM-Prüfvorlage UG53; Farbmetrik-Systeme MRS18 & NCS11
D65: 2 Koordinaten-Daten von 5stufigen Farbreihen für 10 Bunttöne

input: *cmy0* setcmykcolor*
output: *olv* setrgbcolor / w* setgray*

Siehe ähnliche Dateien: http://www.ps.bam.de/UG53/
Technische Information: http://www.ps.bam.de Version 2.1, io=0,1, CIEXYZ

BAM-Registrierung: 20060101-UG53/10Q/Q53G02FP.PS/.PDF BAM-Material: Code=rha4ta
Anwendung für Beurteilung und Messung von Drucker– oder Monitorsystemen, Yr=2.5, XYZ
/UG53/ Form: 3/10, Serie: 1/1, Seite: 3 Sektenz hung 3

Eingabe: Farbmetrisches Reflexions-System MRS18

für Buntton $h^* = lab^*h = 172/360 = 0.479$
*lab*tch* und *lab*nch*

D65: Buntton G
LCH*Ma: 52 70 172
rgb*Ma: 0.0 1.0 0.0

Dreiecks-Helligkeit t^*

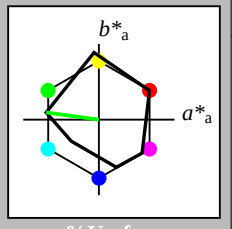

%Umfang
$u^*_{rel} = 91$

MRS18; adaptierte CIELAB-Daten

	$L^*=L^*_a$	a^*_a	b^*_a	$C^*_{ab,a}$	$h^*_{ab,a}$
R_{Ma}	49.63	66.96	38.37	77.18	30
J_{Ma}	90.7	−6.36	88.75	88.98	94
G_{Ma}	52.11	−69.73	9.44	70.37	172
$G50B_{Ma}$	45.03	−36.57	−28.47	46.36	218
B_{Ma}	36.65	23.19	−63.05	67.18	290
$B50R_{Ma}$	34.94	57.17	−44.26	72.31	322
N_{Ma}	18.01	0.0	0.0	0.0	0
W_{Ma}	95.41	0.0	0.0	0.0	0
R_{CIE}	39.92	58.66	26.98	64.56	25
J_{CIE}	81.26	−2.17	67.76	67.79	92
G_{CIE}	52.23	−42.26	11.75	43.87	164
B_{CIE}	30.57	1.15	−46.84	46.87	271

%Regularität
$g^*_{H,rel} = 41$
$g^*_{C,rel} = 52$

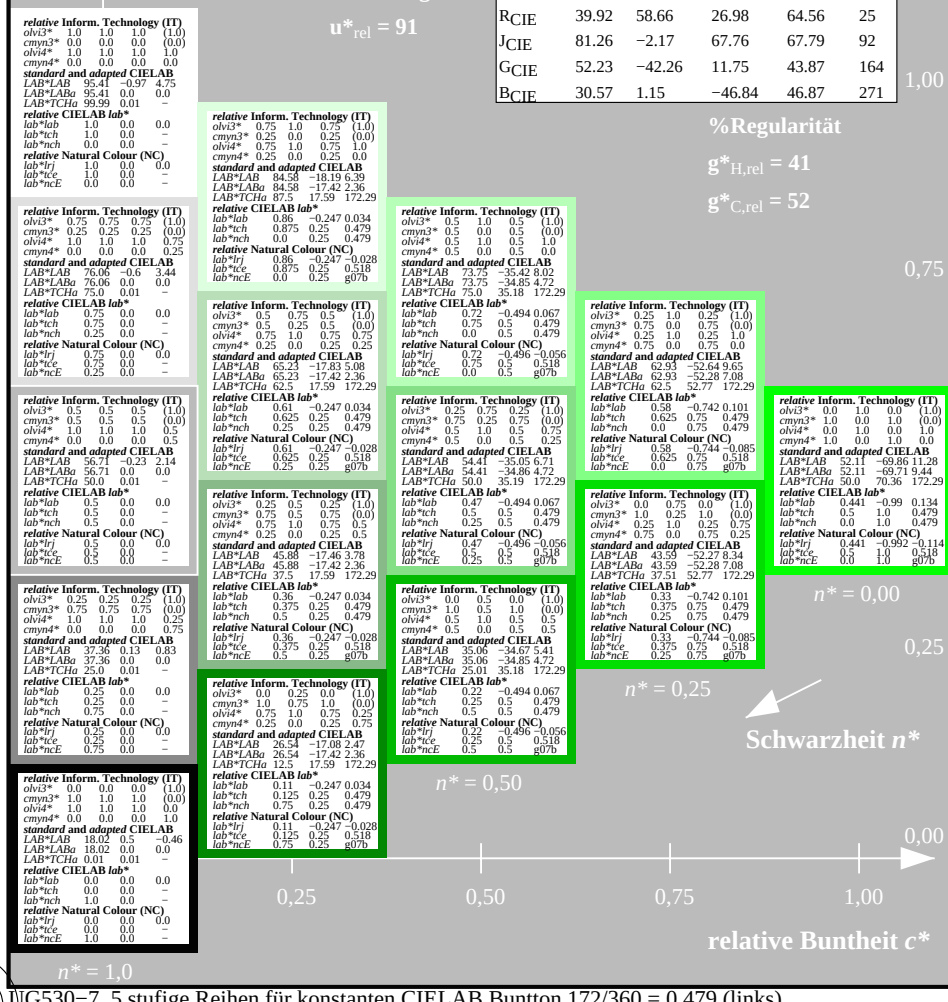

UG530−7, 5 stufige Reihen für konstanten CIELAB Buntton 172/360 = 0.479 (links)

Ausgabe: Farbmetrisches Reflexions-System NCS11

für Buntton $h^* = lab^*h = 167/360 = 0.465$
*lab*tch* und *lab*nch*

D65: Buntton G
LCH*Ma: 63 117 167
rgb*Ma: 0.0 1.0 0.0

Dreiecks-Helligkeit t^*

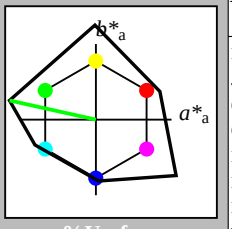

%Umfang
$u^*_{rel} = 149$

NCS11; adaptierte CIELAB-Daten

	$L^*=L^*_a$	a^*_a	b^*_a	$C^*_{ab,a}$	$h^*_{ab,a}$
R_{Ma}	47.15	84.64	37.25	92.48	24
J_{Ma}	91.37	−1.27	125.03	125.03	91
G_{Ma}	63.07	−114.28	25.35	117.06	167
$G50B_{Ma}$	59.47	−80.6	−33.45	87.28	203
B_{Ma}	49.01	3.65	−81.19	81.28	273
$B50R_{Ma}$	44.06	106.09	−73.93	129.32	325
N_{Ma}	10.99	0.0	0.0	0.0	0
W_{Ma}	95.41	0.0	0.0	0.0	0
R_{CIE}	39.92	58.69	27.98	65.01	25
J_{CIE}	81.26	−2.9	71.56	71.62	92
G_{CIE}	52.23	−42.45	13.59	44.59	162
B_{CIE}	30.57	1.35	−46.48	46.51	272

%Regularität
$g^*_{H,rel} = 46$
$g^*_{C,rel} = 65$

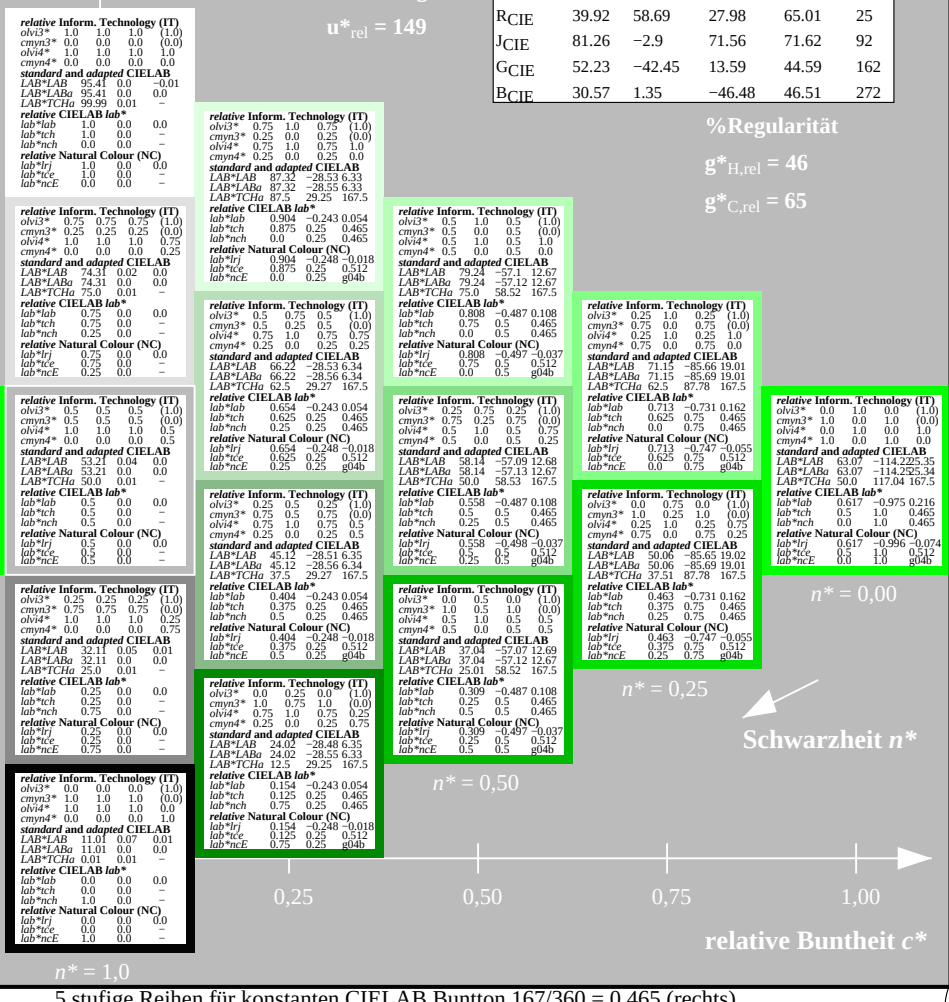

5 stufige Reihen für konstanten CIELAB Buntton 167/360 = 0.465 (rechts)

BAM-Prüfvorlage UG53; Farbmetrik-Systeme MRS18 & NCS11
D65: 2 Koordinaten-Daten von 5stufigen Farbreihen für 10 Buntton

input: *cmy0* setcmykcolor*
output: *olv* setrgbcolor / w* setgray*

Siehe ähnliche Dateien: http://www.ps.bam.de/UG53/
Technische Information: http://www.ps.bam.de Version 2.1, io=0,1, CIEXYZ

BAM-Registrierung: 20060101-UG53/10Q/Q53G03FP.PS/.PDF BAM-Material: Code=rha4ta
Anwendung für Beurteilung und Messung von Drucker– oder Monitorsystemen, Yr=2.5, XYZ

/UG53/ Form: 4/10, Serie: 1/1, Seite: 4 Sattenz hung 4

Eingabe: Farbmetrisches Reflexions-System MRS18

für Buntton $h^* = lab^*h = 218/360 = 0.605$
*lab*tch* und *lab*nch*

D65: Buntton G50B
LCH*Ma: 45 46 218
rgb*Ma: 0.0 1.0 1.0

Dreiecks-Helligkeit t^*

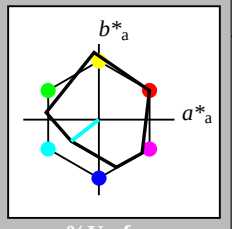

%Umfang
$u^*_{rel} = 91$

MRS18; adaptierte CIELAB-Daten	$L^*=L^*_a$	a^*_a	b^*_a	$C^*_{ab,a}$	$h^*_{ab,a}$
R_{Ma}	49.63	66.96	38.37	77.18	30
J_{Ma}	90.7	−6.36	88.75	88.98	94
G_{Ma}	52.11	−69.73	9.44	70.37	172
$G50B_{Ma}$	45.03	−36.57	−28.47	46.36	218
B_{Ma}	36.65	23.19	−63.05	67.18	290
$B50R_{Ma}$	34.94	57.17	−44.26	72.31	322
N_{Ma}	18.01	0.0	0.0	0.0	0
W_{Ma}	95.41	0.0	0.0	0.0	0
R_{CIE}	39.92	58.66	26.98	64.56	25
J_{CIE}	81.26	−2.17	67.76	67.79	92
G_{CIE}	52.23	−42.26	11.75	43.87	164
B_{CIE}	30.57	1.15	−46.84	46.87	271

%Regularität
$g^*_{H,rel} = 41$
$g^*_{C,rel} = 52$

Ausgabe: Farbmetrisches Reflexions-System NCS11

für Buntton $h^* = lab^*h = 203/360 = 0.563$
*lab*tch* und *lab*nch*

D65: Buntton G50B
LCH*Ma: 59 87 203
rgb*Ma: 0.0 1.0 1.0

Dreiecks-Helligkeit t^*

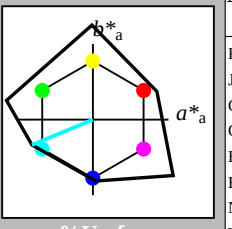

%Umfang
$u^*_{rel} = 149$

NCS11; adaptierte CIELAB-Daten	$L^*=L^*_a$	a^*_a	b^*_a	$C^*_{ab,a}$	$h^*_{ab,a}$
R_{Ma}	47.15	84.64	37.25	92.48	24
J_{Ma}	91.37	−1.27	125.03	125.03	91
G_{Ma}	63.07	−114.28	25.35	117.06	167
$G50B_{Ma}$	59.47	−80.6	−33.45	87.28	203
B_{Ma}	49.01	3.65	−81.19	81.28	273
$B50R_{Ma}$	44.06	106.09	−73.93	129.32	325
N_{Ma}	10.99	0.0	0.0	0.0	0
W_{Ma}	95.41	0.0	0.0	0.0	0
R_{CIE}	39.92	58.69	27.98	65.01	25
J_{CIE}	81.26	−2.9	71.56	71.62	92
G_{CIE}	52.23	−42.45	13.59	44.59	162
B_{CIE}	30.57	1.35	−46.48	46.51	272

%Regularität
$g^*_{H,rel} = 46$
$g^*_{C,rel} = 65$

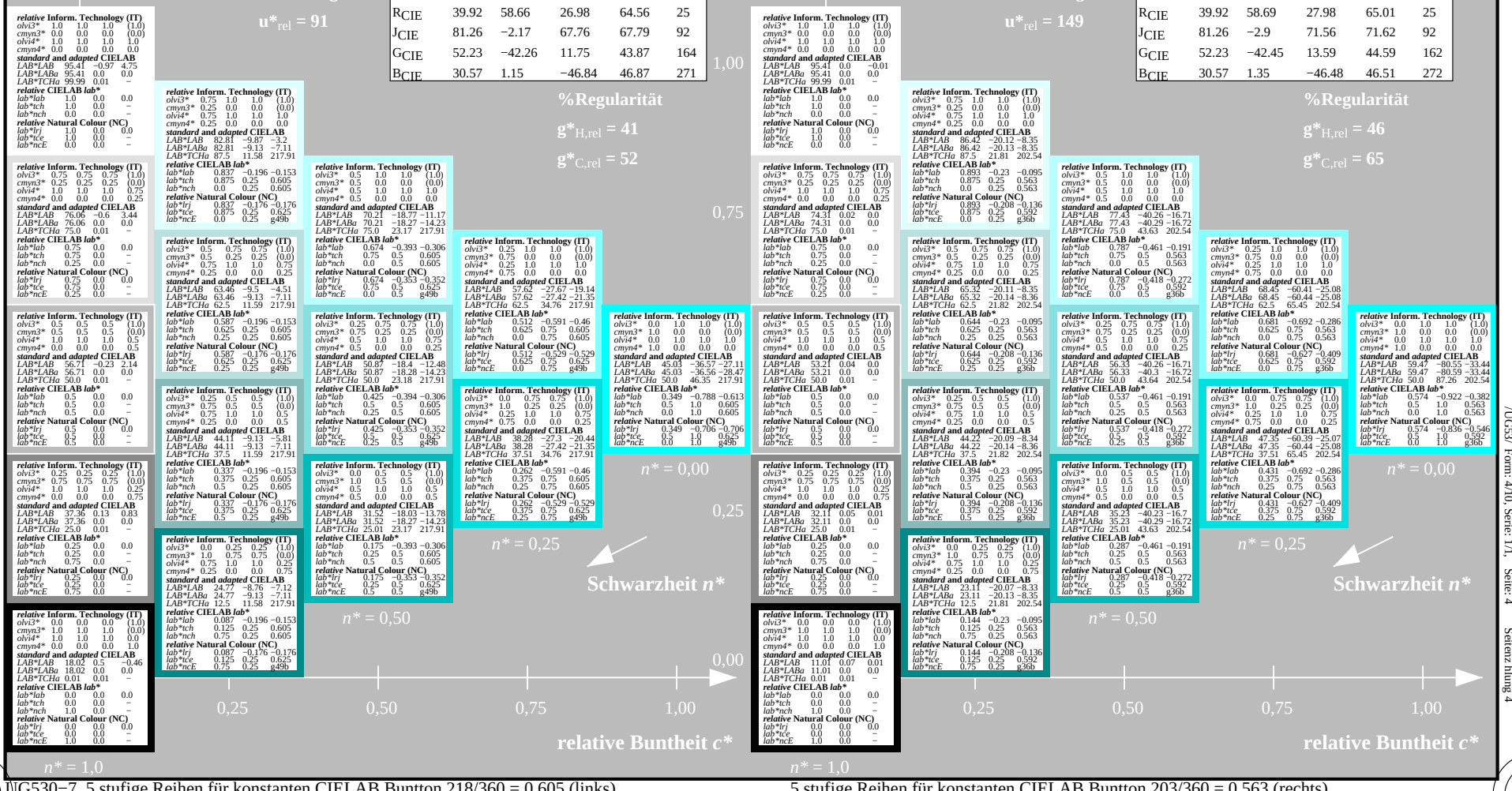

UG530−7, 5 stufige Reihen für konstanten CIELAB Buntton 218/360 = 0.605 (links)
5 stufige Reihen für konstanten CIELAB Buntton 203/360 = 0.563 (rechts)

BAM-Prüfvorlage UG53; Farbmetrik-Systeme MRS18 & NCS11
D65: 2 Koordinaten-Daten von 5stufigen Farbreihen für 10 Bunttöne

input: *cmy0* setcmykcolor*
output: *olv* setrgbcolor / w* setgray*

Siehe ähnliche Dateien: http://www.ps.bam.de/UG53/
Technische Information: http://www.ps.bam.de Version 2.1, io=0,1, CIEXYZ

BAM-Registrierung: 20060101-UG53/10Q/Q53G04FP.PS/.PDF BAM-Material: Code=rha4ta
Anwendung für Beurteilung und Messung von Drucker– oder Monitorsystemen, Yr=2.5, XYZ

Eingabe: Farbmetrisches Reflexions-System MRS18

für Buntton *h* = lab*h = 290/360 = 0.806*
*lab*tch* und *lab*nch*

D65: Buntton B
LCH*Ma: 37 67 290
rgb*Ma: 0.0 0.0 1.0

Dreiecks-Helligkeit *t**

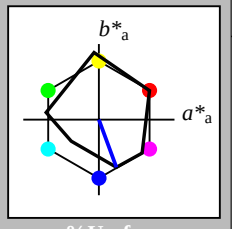

%Umfang
u^*_{rel} = 91

MRS18; adaptierte CIELAB-Daten

	$L^*=L^*_a$	a^*_a	b^*_a	$C^*_{ab,a}$	$h^*_{ab,a}$
R_{Ma}	49.63	66.96	38.37	77.18	30
J_{Ma}	90.7	−6.36	88.75	88.98	94
G_{Ma}	52.11	−69.73	9.44	70.37	172
$G50B_{Ma}$	45.03	−36.57	−28.47	46.36	218
B_{Ma}	36.65	23.19	−63.05	67.18	290
$B50R_{Ma}$	34.94	57.17	−44.26	72.31	322
N_{Ma}	18.01	0.0	0.0	0.0	0
W_{Ma}	95.41	0.0	0.0	0.0	0
R_{CIE}	39.92	58.66	26.98	64.56	25
J_{CIE}	81.26	−2.17	67.76	67.79	92
G_{CIE}	52.23	−42.26	11.75	43.87	164
B_{CIE}	30.57	1.15	−46.84	46.87	271

%Regularität
$g^*_{H,rel}$ = 41
$g^*_{C,rel}$ = 52

Ausgabe: Farbmetrisches Reflexions-System NCS11

für Buntton *h* = lab*h = 273/360 = 0.757*
*lab*tch* und *lab*nch*

D65: Buntton B
LCH*Ma: 49 81 273
rgb*Ma: 0.0 0.0 1.0

Dreiecks-Helligkeit *t**

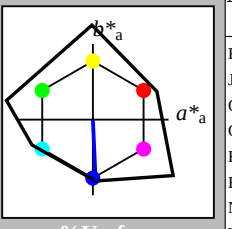

%Umfang
u^*_{rel} = 149

NCS11; adaptierte CIELAB-Daten

	$L^*=L^*_a$	a^*_a	b^*_a	$C^*_{ab,a}$	$h^*_{ab,a}$
R_{Ma}	47.15	84.64	37.25	92.48	24
J_{Ma}	91.37	−1.27	125.03	125.03	91
G_{Ma}	63.07	−114.28	25.35	117.06	167
$G50B_{Ma}$	59.47	−80.6	−33.45	87.28	203
B_{Ma}	49.01	3.65	−81.19	81.28	273
$B50R_{Ma}$	44.06	106.09	−73.93	129.32	325
N_{Ma}	10.99	0.0	0.0	0.0	0
W_{Ma}	95.41	0.0	0.0	0.0	0
R_{CIE}	39.92	58.69	27.98	65.01	25
J_{CIE}	81.26	−2.9	71.56	71.62	92
G_{CIE}	52.23	−42.45	13.59	44.59	162
B_{CIE}	30.57	1.35	−46.48	46.51	272

%Regularität
$g^*_{H,rel}$ = 46
$g^*_{C,rel}$ = 65

UG530−7, 5 stufige Reihen für konstanten CIELAB Buntton 290/360 = 0.806 (links)

5 stufige Reihen für konstanten CIELAB Buntton 273/360 = 0.757 (rechts)

BAM-Prüfvorlage UG53; Farbmetrik-Systeme MRS18 & NCS11
D65: 2 Koordinaten-Daten von 5stufigen Farbreihen für 10 Bunttöne

input: *cmy0* setcmykcolor*
output: *olv* setrgbcolor / w* setgray*

Eingabe: Farbmetrisches Reflexions-System MRS18

für Buntton $h^* = lab^*h = 322/360 = 0.895$
*lab*tch und lab*nch*

D65: Buntton B50R
LCH*Ma: 35 72 322
rgb*Ma: 1.0 0.0 1.0
Dreiecks-Helligkeit t^*

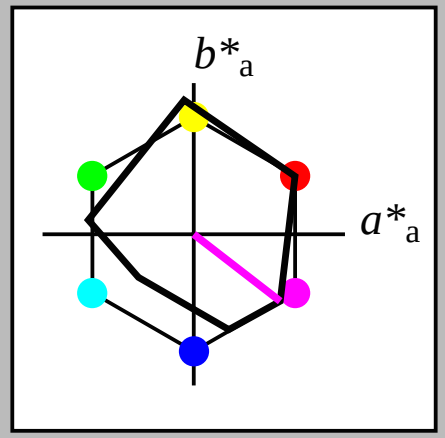

MRS18; adaptierte CIELAB-Daten

	$L^*=L^*_a$	a^*_a	b^*_a	$C^*_{ab,a}$	$h^*_{ab,a}$
R_{Ma}	49.63	66.96	38.37	77.18	30
J_{Ma}	90.7	−6.36	88.75	88.98	94
G_{Ma}	52.11	−69.73	9.44	70.37	172
$G50B_{Ma}$	45.03	−36.57	−28.47	46.36	218
B_{Ma}	36.65	23.19	−63.05	67.18	290
$B50R_{Ma}$	34.94	57.17	−44.26	72.31	322
N_{Ma}	18.01	0.0	0.0	0.0	0
W_{Ma}	95.41	0.0	0.0	0.0	0
R_{CIE}	39.92	58.66	26.98	64.56	25
J_{CIE}	81.26	−2.17	67.76	67.79	92
G_{CIE}	52.23	−42.26	11.75	43.87	164
B_{CIE}	30.57	1.15	−46.84	46.87	271

%Umfang
$u^*_{rel} = 91$

%Regularität
$g^*_{H,rel} = 41$
$g^*_{C,rel} = 52$

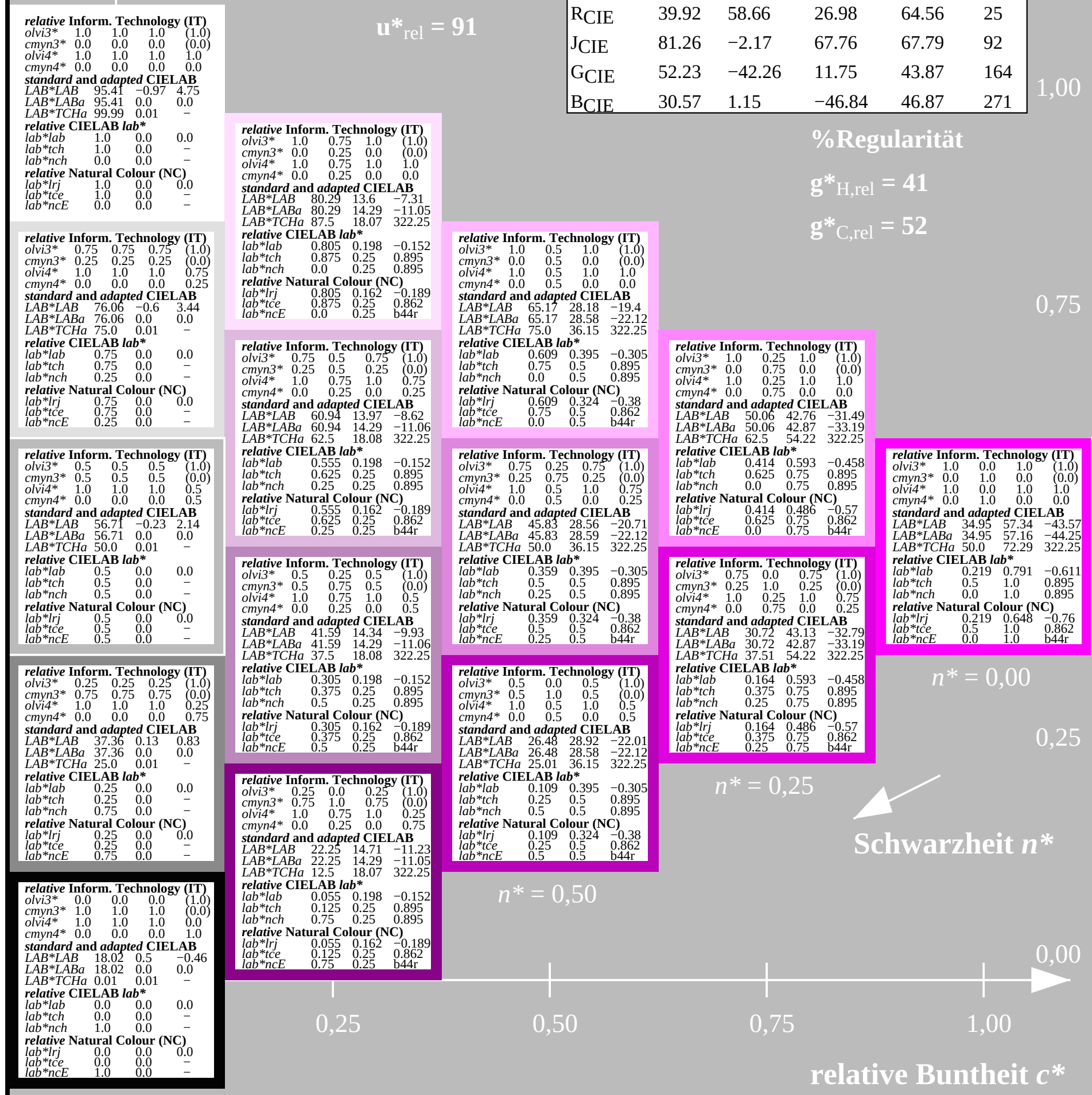

Ausgabe: Farbmetrisches Reflexions-System NCS11

für Buntton $h^* = lab^*h = 325/360 = 0.903$
*lab*tch und lab*nch*

D65: Buntton B50R
LCH*Ma: 44 129 325
rgb*Ma: 1.0 0.0 1.0
Dreiecks-Helligkeit t^*

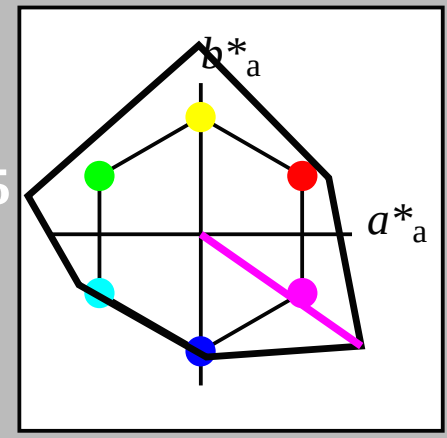

NCS11; adaptierte CIELAB-Daten

	$L^*=L^*_a$	a^*_a	b^*_a	$C^*_{ab,a}$	$h^*_{ab,a}$
R_{Ma}	47.15	84.64	37.25	92.48	24
J_{Ma}	91.37	−1.27	125.03	125.03	91
G_{Ma}	63.07	−114.28	25.35	117.06	167
$G50B_{Ma}$	59.47	−80.6	−33.45	87.28	203
B_{Ma}	49.01	3.65	−81.19	81.28	273
$B50R_{Ma}$	44.06	106.09	−73.93	129.32	325
N_{Ma}	10.99	0.0	0.0	0.0	0
W_{Ma}	95.41	0.0	0.0	0.0	0
R_{CIE}	39.92	58.69	27.98	65.01	25
J_{CIE}	81.26	−2.9	71.56	71.62	92
G_{CIE}	52.23	−42.45	13.59	44.59	162
B_{CIE}	30.57	1.35	−46.48	46.51	272

%Umfang
$u^*_{rel} = 149$

%Regularität
$g^*_{H,rel} = 46$
$g^*_{C,rel} = 65$

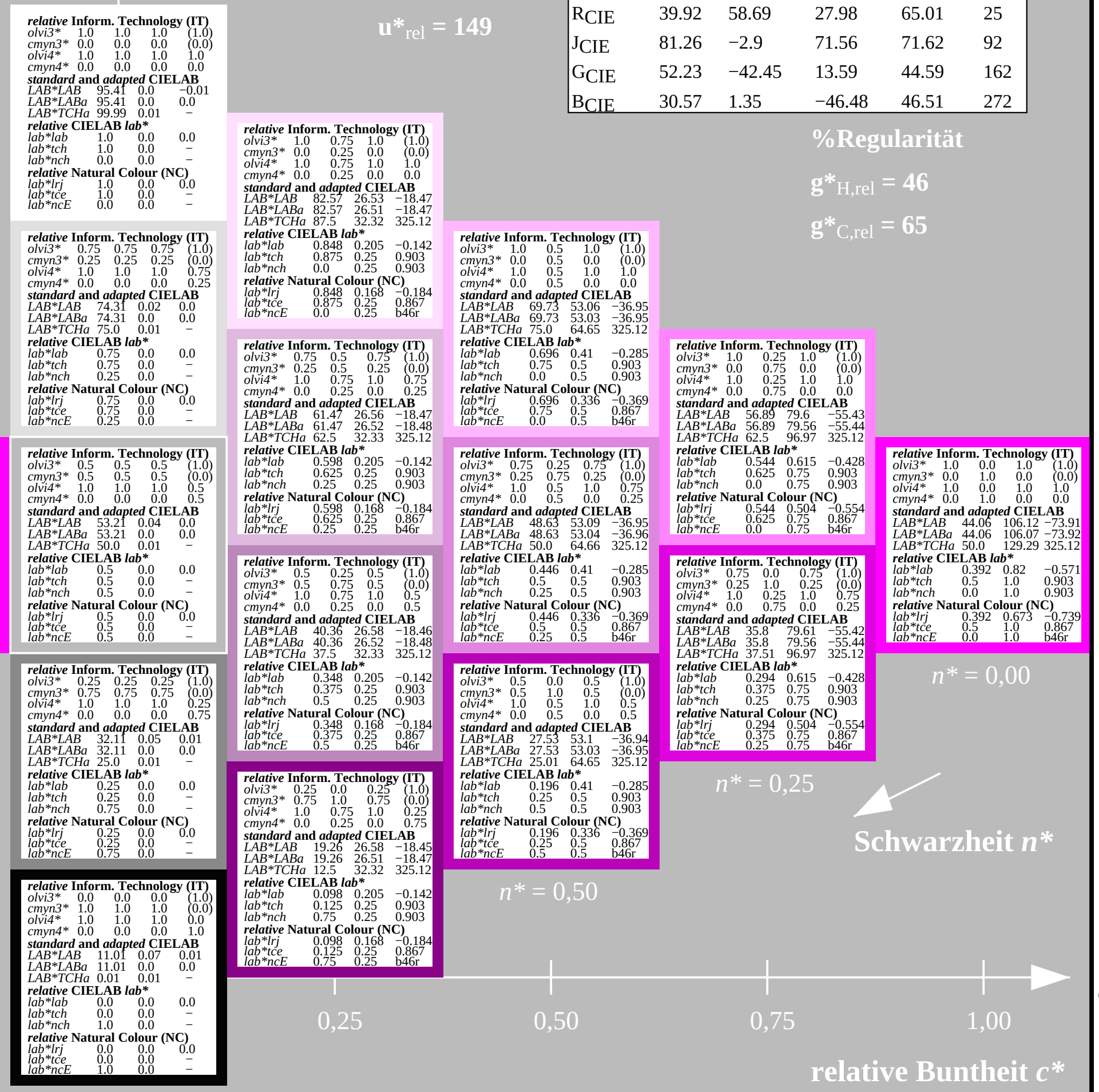

UG530−7, 5 stufige Reihen für konstanten CIELAB Buntton 322/360 = 0.895 (links) 5 stufige Reihen für konstanten CIELAB Buntton 325/360 = 0.903 (rechts)

Siehe ähnliche Dateien: http://www.ps.bam.de/UG53/
Technische Information: http://www.ps.bam.de Version 2.1, io=0,1, CIEXYZ

BAM-Registrierung: 20060101-UG53/10Q/Q53G05FP.PS/.PDF BAM-Material: Code=rha4ta
Anwendung für Beurteilung und Messung von Drucker− oder Monitorsystemen, Yr=2.5, XYZ

/UG53/ Form: 6/10, Serie: 1/1, Seite: 6 Seitenz hlung 6

Siehe ähnliche Dateien: http://www.ps.bam.de/UG53/
Technische Information: http://www.ps.bam.de Version 2.1, io=0,1, CIEXYZ

BAM-Registrierung: 20060101-UG53/10Q/Q53G06FP.PS/.PDF BAM-Material: Code=rha4ta
Anwendung für Beurteilung und Messung von Drucker– oder Monitorsystemen, Yr=2.5, XYZ

/UG53/ Form: 7/10, Serie: 1/1, Seite: 7 Sättigung 7

Eingabe: Farbmetrisches Reflexions-System MRS18

für Buntton $h^* = lab^*h = 25/360 = 0.069$
*lab*tch* und *lab*nch*

D65: Buntton R
LCH*Ma: 48 73 25
rgb*Ma: 1.0 0.0 0.1

Dreiecks-Helligkeit t^*

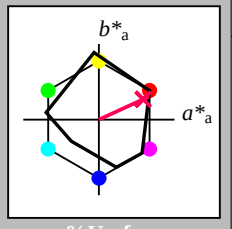

%Umfang
$u^*_{rel} = 91$

MRS18; adaptierte CIELAB-Daten

	$L^*=L^*_a$	a^*_a	b^*_a	$C^*_{ab,a}$	$h^*_{ab,a}$
R_{Ma}	49.63	66.96	38.37	77.18	30
J_{Ma}	90.7	−6.36	88.75	88.98	94
G_{Ma}	52.11	−69.73	9.44	70.37	172
$G50B_{Ma}$	45.03	−36.57	−28.47	46.36	218
B_{Ma}	36.65	23.19	−63.05	67.18	290
$B50R_{Ma}$	34.94	57.17	−44.26	72.31	322
N_{Ma}	18.01	0.0	0.0	0.0	0
W_{Ma}	95.41	0.0	0.0	0.0	0
R_{CIE}	39.92	58.66	26.98	64.56	25
J_{CIE}	81.26	−2.17	67.76	67.79	92
G_{CIE}	52.23	−42.26	11.75	43.87	164
B_{CIE}	30.57	1.15	−46.84	46.87	271

%Regularität
$g^*_{H,rel} = 41$
$g^*_{C,rel} = 52$

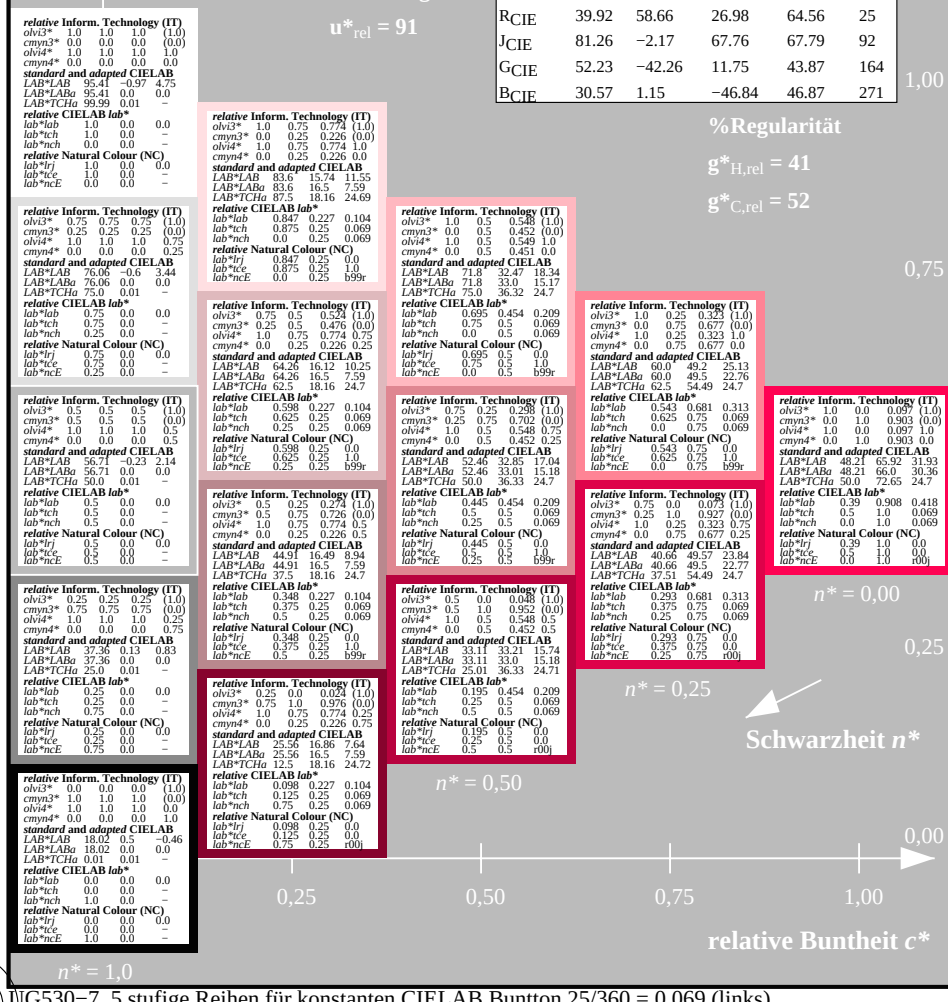

Ausgabe: Farbmetrisches Reflexions-System NCS11

für Buntton $h^* = lab^*h = 25/360 = 0.071$
*lab*tch* und *lab*nch*

D65: Buntton R
LCH*Ma: 48 91 25
rgb*Ma: 1.0 0.02 0.0

Dreiecks-Helligkeit t^*

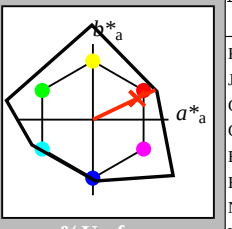

%Umfang
$u^*_{rel} = 149$

NCS11; adaptierte CIELAB-Daten

	$L^*=L^*_a$	a^*_a	b^*_a	$C^*_{ab,a}$	$h^*_{ab,a}$
R_{Ma}	47.15	84.64	37.25	92.48	24
J_{Ma}	91.37	−1.27	125.03	125.03	91
G_{Ma}	63.07	−114.28	25.35	117.06	167
$G50B_{Ma}$	59.47	−80.6	−33.45	87.28	203
B_{Ma}	49.01	3.65	−81.19	81.28	273
$B50R_{Ma}$	44.06	106.09	−73.93	129.32	325
N_{Ma}	10.99	0.0	0.0	0.0	0
W_{Ma}	95.41	0.0	0.0	0.0	0
R_{CIE}	39.92	58.69	27.98	65.01	25
J_{CIE}	81.26	−2.9	71.56	71.62	92
G_{CIE}	52.23	−42.45	13.59	44.59	162
B_{CIE}	30.57	1.35	−46.48	46.51	272

%Regularität
$g^*_{H,rel} = 46$
$g^*_{C,rel} = 65$

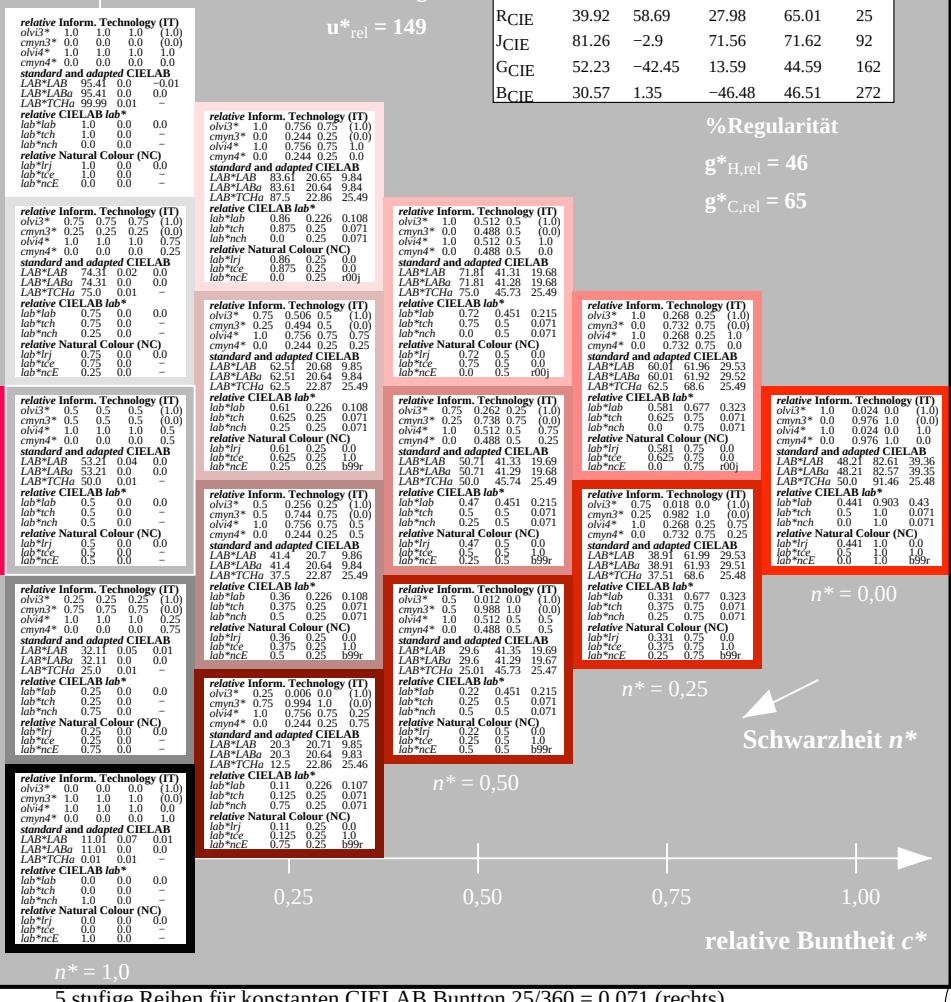

UG530−7, 5 stufige Reihen für konstanten CIELAB Buntton 25/360 = 0.069 (links)
5 stufige Reihen für konstanten CIELAB Buntton 25/360 = 0.071 (rechts)

BAM-Prüfvorlage UG53; Farbmetrik-Systeme MRS18 & NCS11
D65: 2 Koordinaten-Daten von 5stufigen Farbreihen für 10 Bunttöne

input: *cmy0* setcmykcolor*
output: *olv* setrgbcolor / w* setgray*

Eingabe: Farbmetrisches Reflexions-System MRS18

für Buntton *h* = lab*h = 92/360 = 0.255*
lab*tch* und *lab*nch

D65: Buntton J
LCH*Ma: 89 86 92
rgb*Ma: 1.0 0.95 0.0

Dreiecks-Helligkeit *t**

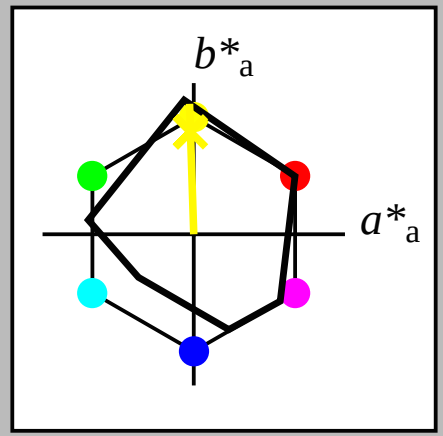

%Umfang

u*rel = 91

MRS18; adaptierte CIELAB-Daten

	$L^*=L^*_a$	a^*_a	b^*_a	$C^*_{ab,a}$	$h^*_{ab,a}$
R_{Ma}	49.63	66.96	38.37	77.18	30
J_{Ma}	90.7	−6.36	88.75	88.98	94
G_{Ma}	52.11	−69.73	9.44	70.37	172
$G50B_{Ma}$	45.03	−36.57	−28.47	46.36	218
B_{Ma}	36.65	23.19	−63.05	67.18	290
$B50R_{Ma}$	34.94	57.17	−44.26	72.31	322
N_{Ma}	18.01	0.0	0.0	0.0	0
W_{Ma}	95.41	0.0	0.0	0.0	0
R_{CIE}	39.92	58.66	26.98	64.56	25
J_{CIE}	81.26	−2.17	67.76	67.79	92
G_{CIE}	52.23	−42.26	11.75	43.87	164
B_{CIE}	30.57	1.15	−46.84	46.87	271

%Regularität

g*H,rel = 41

g*C,rel = 52

relative Inform. Technology (IT)				
olvi3*	1.0	1.0	1.0	(1.0)
cmyn3*	0.0	0.0	0.0	(0.0)
olvi4*	1.0	1.0	1.0	1.0
cmyn4*	0.0	0.0	0.0	0.0
standard and adapted CIELAB				
LAB*LAB	95.41	−0.97	4.75	
LAB*LABa	95.41	0.0	0.0	
LAB*TCHa	99.99	0.01	–	
relative CIELAB lab*				
lab*lab	1.0	0.0	0.0	
lab*tch	1.0	0.0	–	
lab*nch	0.0	0.0	–	
relative Natural Colour (NC)				
lab*lrj	1.0	0.0	0.0	
lab*tce	1.0	0.0	–	
lab*ncE	0.0	0.0	–	

relative Inform. Technology (IT)				
olvi3*	1.0	0.988	0.75	(1.0)
cmyn3*	0.0	0.012	0.25	(0.0)
olvi4*	1.0	0.988	0.75	1.0
cmyn4*	0.0	0.012	0.25	0.0
standard and adapted CIELAB				
LAB*LAB	93.72	−1.64	26.21	
LAB*LABa	93.72	−0.69	21.57	
LAB*TCHa	87.5	21.58	91.86	
relative CIELAB lab*				
lab*lab	0.978	−0.007	0.25	
lab*tch	0.875	0.25	0.255	
lab*nch	0.0	0.25	0.255	
relative Natural Colour (NC)				
lab*lrj	0.978	0.0	0.25	
lab*tce	0.875	0.25	0.25	
lab*ncE	0.0	0.25	j00g	

relative Inform. Technology (IT)				
olvi3*	0.75	0.75	0.75	(1.0)
cmyn3*	0.25	0.25	0.25	(0.0)
olvi4*	1.0	1.0	1.0	0.75
cmyn4*	0.0	0.0	0.0	0.25
standard and adapted CIELAB				
LAB*LAB	76.06	−0.6	3.44	
LAB*LABa	76.06	0.0	0.0	
LAB*TCHa	75.0	0.01	–	
relative CIELAB lab*				
lab*lab	0.75	0.0	0.0	
lab*tch	0.75	0.0	–	
lab*nch	0.25	0.0	–	
relative Natural Colour (NC)				
lab*lrj	0.75	0.0	0.0	
lab*tce	0.75	0.0	–	
lab*ncE	0.25	0.0	–	

relative Inform. Technology (IT)				
olvi3*	1.0	0.976	0.5	(1.0)
cmyn3*	0.0	0.024	0.5	(0.0)
olvi4*	1.0	0.976	0.5	1.0
cmyn4*	0.0	0.024	0.5	0.0
standard and adapted CIELAB				
LAB*LAB	92.04	−2.3	47.67	
LAB*LABa	92.04	−1.39	43.14	
LAB*TCHa	75.0	43.16	91.85	
relative CIELAB lab*				
lab*lab	0.957	−0.015	0.5	
lab*tch	0.75	0.5	0.255	
lab*nch	0.0	0.5	0.255	
relative Natural Colour (NC)				
lab*lrj	0.957	0.0	0.5	
lab*tce	0.75	0.5	0.25	
lab*ncE	0.0	0.5	j00g	

relative Inform. Technology (IT)				
olvi3*	0.75	0.738	0.5	(1.0)
cmyn3*	0.25	0.262	0.5	(0.0)
olvi4*	1.0	0.988	0.75	0.75
cmyn4*	0.0	0.012	0.25	0.25
standard and adapted CIELAB				
LAB*LAB	74.38	−1.26	24.91	
LAB*LABa	74.38	−0.68	21.57	
LAB*TCHa	62.5	21.58	91.84	
relative CIELAB lab*				
lab*lab	0.728	−0.007	0.25	
lab*tch	0.625	0.25	0.255	
lab*nch	0.25	0.25	0.255	
relative Natural Colour (NC)				
lab*lrj	0.728	0.0	0.25	
lab*tce	0.625	0.25	0.25	
lab*ncE	0.25	0.25	r99j	

relative Inform. Technology (IT)				
olvi3*	1.0	0.963	0.25	(1.0)
cmyn3*	0.0	0.037	0.75	(0.0)
olvi4*	1.0	0.963	0.25	1.0
cmyn4*	0.0	0.037	0.75	0.0
standard and adapted CIELAB				
LAB*LAB	90.36	−2.96	69.13	
LAB*LABa	90.36	−2.08	64.71	
LAB*TCHa	62.5	64.74	91.85	
relative CIELAB lab*				
lab*lab	0.935	−0.023	0.75	
lab*tch	0.625	0.75	0.255	
lab*nch	0.0	0.75	0.255	
relative Natural Colour (NC)				
lab*lrj	0.935	0.0	0.75	
lab*tce	0.625	0.75	0.25	
lab*ncE	0.0	0.75	j00g	

relative Inform. Technology (IT)				
olvi3*	0.5	0.5	0.5	(1.0)
cmyn3*	0.5	0.5	0.5	(0.0)
olvi4*	1.0	1.0	1.0	0.5
cmyn4*	0.0	0.0	0.0	0.5
standard and adapted CIELAB				
LAB*LAB	56.71	−0.23	2.14	
LAB*LABa	56.71	0.0	0.0	
LAB*TCHa	50.0	0.01	–	
relative CIELAB lab*				
lab*lab	0.5	0.0	0.0	
lab*tch	0.5	0.0	–	
lab*nch	0.5	0.0	–	
relative Natural Colour (NC)				
lab*lrj	0.5	0.0	0.0	
lab*tce	0.5	0.0	–	
lab*ncE	0.5	0.0	–	

relative Inform. Technology (IT)				
olvi3*	0.75	0.726	0.25	(1.0)
cmyn3*	0.25	0.274	0.75	(0.0)
olvi4*	1.0	0.976	0.5	0.75
cmyn4*	0.0	0.024	0.5	0.25
standard and adapted CIELAB				
LAB*LAB	72.7	−1.92	46.37	
LAB*LABa	72.7	−1.38	43.14	
LAB*TCHa	50.0	43.16	91.84	
relative CIELAB lab*				
lab*lab	0.707	−0.015	0.5	
lab*tch	0.5	0.5	0.255	
lab*nch	0.25	0.5	0.255	
relative Natural Colour (NC)				
lab*lrj	0.707	0.0	0.5	
lab*tce	0.5	0.5	0.25	
lab*ncE	0.25	0.5	r99j	

relative Inform. Technology (IT)				
olvi3*	1.0	0.951	0.0	(1.0)
cmyn3*	0.0	0.049	1.0	(0.0)
olvi4*	1.0	0.951	0.0	1.0
cmyn4*	0.0	0.049	1.0	0.0
standard and adapted CIELAB				
LAB*LAB	88.68	−3.62	90.58	
LAB*LABa	88.68	−2.77	86.27	
LAB*TCHa	50.0	86.32	91.85	
relative CIELAB lab*				
lab*lab	0.913	−0.031	0.999	
lab*tch	0.5	1.0	0.255	
lab*nch	0.0	1.0	0.255	
relative Natural Colour (NC)				
lab*lrj	0.913	0.0	1.0	
lab*tce	0.5	1.0	0.25	
lab*ncE	0.0	1.0	j00g	

relative Inform. Technology (IT)				
olvi3*	0.5	0.488	0.25	(1.0)
cmyn3*	0.5	0.512	0.75	(0.0)
olvi4*	1.0	0.988	0.75	0.5
cmyn4*	0.0	0.012	0.25	0.5
standard and adapted CIELAB				
LAB*LAB	55.03	−0.89	23.6	
LAB*LABa	55.03	−0.68	21.57	
LAB*TCHa	37.5	21.58	91.84	
relative CIELAB lab*				
lab*lab	0.478	−0.007	0.25	
lab*tch	0.375	0.25	0.255	
lab*nch	0.5	0.25	0.255	
relative Natural Colour (NC)				
lab*lrj	0.478	0.0	0.25	
lab*tce	0.375	0.25	0.25	
lab*ncE	0.5	0.25	r99j	

relative Inform. Technology (IT)				
olvi3*	0.75	0.713	0.0	(1.0)
cmyn3*	0.25	0.287	1.0	(0.0)
olvi4*	1.0	0.963	0.25	0.75
cmyn4*	0.0	0.037	0.75	0.25
standard and adapted CIELAB				
LAB*LAB	71.02	−2.59	67.82	
LAB*LABa	71.02	−2.07	64.7	
LAB*TCHa	37.51	64.74	91.84	
relative CIELAB lab*				
lab*lab	0.685	−0.023	0.75	
lab*tch	0.375	0.75	0.255	
lab*nch	0.25	0.75	0.255	
relative Natural Colour (NC)				
lab*lrj	0.685	0.0	0.75	
lab*tce	0.375	0.75	0.25	
lab*ncE	0.25	0.75	r99j	

n = 0,00*

relative Inform. Technology (IT)				
olvi3*	0.25	0.25	0.25	(1.0)
cmyn3*	0.75	0.75	0.75	(0.0)
olvi4*	1.0	1.0	1.0	0.25
cmyn4*	0.0	0.0	0.0	0.75
standard and adapted CIELAB				
LAB*LAB	37.36	0.13	0.83	
LAB*LABa	37.36	0.0	0.0	
LAB*TCHa	25.0	0.01	–	
relative CIELAB lab*				
lab*lab	0.25	0.0	0.0	
lab*tch	0.25	0.0	–	
lab*nch	0.75	0.0	–	
relative Natural Colour (NC)				
lab*lrj	0.25	0.0	0.0	
lab*tce	0.25	0.0	–	
lab*ncE	0.75	0.0	–	

relative Inform. Technology (IT)				
olvi3*	0.5	0.476	0.0	(1.0)
cmyn3*	0.5	0.524	1.0	(0.0)
olvi4*	1.0	0.976	0.5	0.5
cmyn4*	0.0	0.024	0.5	0.5
standard and adapted CIELAB				
LAB*LAB	53.35	−1.55	45.05	
LAB*LABa	53.35	−1.38	43.13	
LAB*TCHa	25.01	43.16	91.84	
relative CIELAB lab*				
lab*lab	0.457	−0.015	0.5	
lab*tch	0.25	0.5	0.255	
lab*nch	0.5	0.5	0.255	
relative Natural Colour (NC)				
lab*lrj	0.457	0.0	0.5	
lab*tce	0.25	0.5	0.25	
lab*ncE	0.5	0.5	r99j	

n = 0,25*

Schwarzheit *n**

relative Inform. Technology (IT)				
olvi3*	0.25	0.238	0.0	(1.0)
cmyn3*	0.75	0.762	1.0	(0.0)
olvi4*	1.0	0.988	0.75	0.25
cmyn4*	0.0	0.012	0.25	0.75
standard and adapted CIELAB				
LAB*LAB	35.68	−0.52	22.29	
LAB*LABa	35.68	−0.68	21.56	
LAB*TCHa	12.5	21.57	91.84	
relative CIELAB lab*				
lab*lab	0.228	−0.007	0.25	
lab*tch	0.125	0.25	0.255	
lab*nch	0.75	0.25	0.255	
relative Natural Colour (NC)				
lab*lrj	0.228	0.0	0.25	
lab*tce	0.125	0.25	0.25	
lab*ncE	0.75	0.25	r99j	

n = 0,50*

relative Inform. Technology (IT)				
olvi3*	0.0	0.0	0.0	(1.0)
cmyn3*	1.0	1.0	1.0	(0.0)
olvi4*	1.0	1.0	1.0	0.0
cmyn4*	0.0	0.0	0.0	1.0
standard and adapted CIELAB				
LAB*LAB	18.02	0.5	−0.46	
LAB*LABa	18.02	0.0	0.0	
LAB*TCHa	0.01	0.01	–	
relative CIELAB lab*				
lab*lab	0.0	0.0	0.0	
lab*tch	0.0	0.0	–	
lab*nch	1.0	0.0	–	
relative Natural Colour (NC)				
lab*lrj	0.0	0.0	0.0	
lab*tce	0.0	0.0	–	
lab*ncE	1.0	0.0	–	

0,25 0,50 0,75 1,00

relative Buntheit *c**

n = 1,0*

1,00
0,75
0,25
0,00

Ausgabe: Farbmetrisches Reflexions-System NCS11

für Buntton *h* = lab*h = 92/360 = 0.256*
lab*tch* und *lab*nch

D65: Buntton J
LCH*Ma: 90 122 92
rgb*Ma: 0.97 1.0 0.0

Dreiecks-Helligkeit *t**

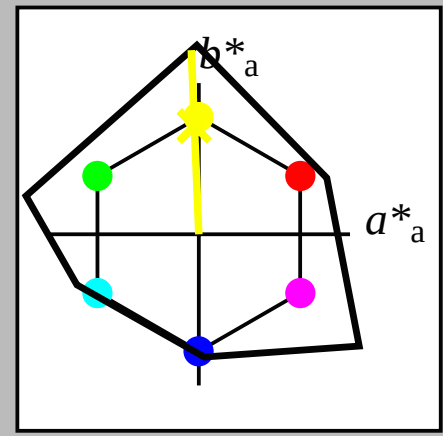

%Umfang

u*rel = 149

NCS11; adaptierte CIELAB-Daten

	$L^*=L^*_a$	a^*_a	b^*_a	$C^*_{ab,a}$	$h^*_{ab,a}$
R_{Ma}	47.15	84.64	37.25	92.48	24
J_{Ma}	91.37	−1.27	125.03	125.03	91
G_{Ma}	63.07	−114.28	25.35	117.06	167
$G50B_{Ma}$	59.47	−80.6	−33.45	87.28	203
B_{Ma}	49.01	3.65	−81.19	81.28	273
$B50R_{Ma}$	44.06	106.09	−73.93	129.32	325
N_{Ma}	10.99	0.0	0.0	0.0	0
W_{Ma}	95.41	0.0	0.0	0.0	0
R_{CIE}	39.92	58.69	27.98	65.01	25
J_{CIE}	81.26	−2.9	71.56	71.62	92
G_{CIE}	52.23	−42.45	13.59	44.59	162
B_{CIE}	30.57	1.35	−46.48	46.51	272

%Regularität

g*H,rel = 46

g*C,rel = 65

relative Inform. Technology (IT)				
olvi3*	1.0	1.0	1.0	(1.0)
cmyn3*	0.0	0.0	0.0	(0.0)
olvi4*	1.0	1.0	1.0	1.0
cmyn4*	0.0	0.0	0.0	0.0
standard and adapted CIELAB				
LAB*LAB	95.41	0.0	−0.01	
LAB*LABa	95.41	0.0	0.0	
LAB*TCHa	99.99	0.01	–	
relative CIELAB lab*				
lab*lab	1.0	0.0	0.0	
lab*tch	1.0	0.0	–	
lab*nch	0.0	0.0	–	
relative Natural Colour (NC)				
lab*lrj	1.0	0.0	0.0	
lab*tce	1.0	0.0	–	
lab*ncE	0.0	0.0	–	

relative Inform. Technology (IT)				
olvi3*	0.992	1.0	0.75	(1.0)
cmyn3*	0.008	0.0	0.25	(0.0)
olvi4*	0.992	1.0	0.75	1.0
cmyn4*	0.008	0.0	0.25	0.0
standard and adapted CIELAB				
LAB*LAB	94.16	−1.21	30.44	
LAB*LABa	94.16	−1.22	30.44	
LAB*TCHa	87.5	30.47	92.31	
relative CIELAB lab*				
lab*lab	0.985	−0.009	0.25	
lab*tch	0.875	0.25	0.256	
lab*nch	0.0	0.25	0.256	
relative Natural Colour (NC)				
lab*lrj	0.985	0.0	0.25	
lab*tce	0.875	0.25	0.25	
lab*ncE	0.0	0.25	r99j	

relative Inform. Technology (IT)				
olvi3*	0.75	0.75	0.75	(1.0)
cmyn3*	0.25	0.25	0.25	(0.0)
olvi4*	1.0	1.0	1.0	0.75
cmyn4*	0.0	0.0	0.0	0.25
standard and adapted CIELAB				
LAB*LAB	74.31	0.02	0.0	
LAB*LABa	74.31	0.0	0.0	
LAB*TCHa	75.0	0.01	–	
relative CIELAB lab*				
lab*lab	0.75	0.0	0.0	
lab*tch	0.75	0.0	–	
lab*nch	0.25	0.0	–	
relative Natural Colour (NC)				
lab*lrj	0.75	0.0	0.0	
lab*tce	0.75	0.0	–	
lab*ncE	0.25	0.0	–	

relative Inform. Technology (IT)				
olvi3*	0.984	1.0	0.5	(1.0)
cmyn3*	0.016	0.0	0.5	(0.0)
olvi4*	0.984	1.0	0.5	1.0
cmyn4*	0.016	0.0	0.5	0.0
standard and adapted CIELAB				
LAB*LAB	92.92	−2.44	60.89	
LAB*LABa	92.92	−2.46	60.89	
LAB*TCHa	75.0	60.94	92.32	
relative CIELAB lab*				
lab*lab	0.971	−0.019	0.499	
lab*tch	0.75	0.5	0.256	
lab*nch	0.0	0.5	0.256	
relative Natural Colour (NC)				
lab*lrj	0.971	0.0	0.5	
lab*tce	0.75	0.5	0.25	
lab*ncE	0.0	0.5	r99j	

relative Inform. Technology (IT)				
olvi3*	0.742	0.75	0.5	(1.0)
cmyn3*	0.258	0.25	0.5	(0.0)
olvi4*	0.992	1.0	0.75	0.75
cmyn4*	0.008	0.0	0.25	0.25
standard and adapted CIELAB				
LAB*LAB	73.07	−1.2	30.45	
LAB*LABa	73.07	−1.23	30.45	
LAB*TCHa	62.5	30.47	92.33	
relative CIELAB lab*				
lab*lab	0.735	−0.009	0.25	
lab*tch	0.625	0.25	0.256	
lab*nch	0.25	0.25	0.256	
relative Natural Colour (NC)				
lab*lrj	0.735	0.0	0.25	
lab*tce	0.625	0.25	0.25	
lab*ncE	0.25	0.25	r99j	

relative Inform. Technology (IT)				
olvi3*	0.976	1.0	0.25	(1.0)
cmyn3*	0.024	0.0	0.75	(0.0)
olvi4*	0.976	1.0	0.25	1.0
cmyn4*	0.024	0.0	0.75	0.0
standard and adapted CIELAB				
LAB*LAB	91.68	−3.68	91.34	
LAB*LABa	91.68	−3.69	91.34	
LAB*TCHa	62.5	91.41	92.32	
relative CIELAB lab*				
lab*lab	0.956	−0.029	0.749	
lab*tch	0.625	0.75	0.256	
lab*nch	0.0	0.75	0.256	
relative Natural Colour (NC)				
lab*lrj	0.956	0.0	0.75	
lab*tce	0.625	0.75	0.25	
lab*ncE	0.0	0.75	r99j	

relative Inform. Technology (IT)				
olvi3*	0.5	0.5	0.5	(1.0)
cmyn3*	0.5	0.5	0.5	(0.0)
olvi4*	1.0	1.0	1.0	0.5
cmyn4*	0.0	0.0	0.0	0.5
standard and adapted CIELAB				
LAB*LAB	53.21	0.04	0.0	
LAB*LABa	53.21	0.0	0.0	
LAB*TCHa	50.0	0.01	–	
relative CIELAB lab*				
lab*lab	0.5	0.0	0.0	
lab*tch	0.5	0.0	–	
lab*nch	0.5	0.0	–	
relative Natural Colour (NC)				
lab*lrj	0.5	0.0	0.0	
lab*tce	0.5	0.0	–	
lab*ncE	0.5	0.0	–	

relative Inform. Technology (IT)				
olvi3*	0.734	0.75	0.25	(1.0)
cmyn3*	0.266	0.25	0.75	(0.0)
olvi4*	0.984	1.0	0.5	0.75
cmyn4*	0.016	0.0	0.5	0.25
standard and adapted CIELAB				
LAB*LAB	71.83	−2.44	60.9	
LAB*LABa	71.83	−2.47	60.89	
LAB*TCHa	50.0	60.94	92.33	
relative CIELAB lab*				
lab*lab	0.721	−0.019	0.5	
lab*tch	0.5	0.5	0.256	
lab*nch	0.25	0.5	0.256	
relative Natural Colour (NC)				
lab*lrj	0.721	0.0	0.5	
lab*tce	0.5	0.5	0.25	
lab*ncE	0.25	0.5	r99j	

relative Inform. Technology (IT)				
olvi3*	0.967	1.0	0.0	(1.0)
cmyn3*	0.033	0.0	1.0	(0.0)
olvi4*	0.968	1.0	0.0	1.0
cmyn4*	0.032	0.0	1.0	0.0
standard and adapted CIELAB				
LAB*LAB	90.45	−4.92	121.77	
LAB*LABa	90.45	−4.93	121.77	
LAB*TCHa	50.0	121.87	92.32	
relative CIELAB lab*				
lab*lab	0.941	−0.04	0.999	
lab*tch	0.5	1.0	0.256	
lab*nch	0.0	1.0	0.256	
relative Natural Colour (NC)				
lab*lrj	0.941	0.0	1.0	
lab*tce	0.5	1.0	0.25	
lab*ncE	0.0	1.0	r99j	

relative Inform. Technology (IT)				
olvi3*	0.492	0.5	0.25	(1.0)
cmyn3*	0.508	0.5	0.75	(0.0)
olvi4*	0.992	1.0	0.75	0.5
cmyn4*	0.008	0.0	0.25	0.5
standard and adapted CIELAB				
LAB*LAB	51.96	−1.18	30.46	
LAB*LABa	51.96	−1.23	30.45	
LAB*TCHa	37.5	30.47	92.33	
relative CIELAB lab*				
lab*lab	0.485	−0.009	0.25	
lab*tch	0.375	0.25	0.256	
lab*nch	0.5	0.25	0.256	
relative Natural Colour (NC)				
lab*lrj	0.485	0.0	0.25	
lab*tce	0.375	0.25	0.25	
lab*ncE	0.5	0.25	r99j	

relative Inform. Technology (IT)				
olvi3*	0.726	0.75	0.0	(1.0)
cmyn3*	0.274	0.25	1.0	(0.0)
olvi4*	0.976	1.0	0.25	0.75
cmyn4*	0.024	0.0	0.75	0.25
standard and adapted CIELAB				
LAB*LAB	70.59	−3.68	91.33	
LAB*LABa	70.59	−3.71	91.33	
LAB*TCHa	37.51	91.4	92.33	
relative CIELAB lab*				
lab*lab	0.706	−0.029	0.749	
lab*tch	0.375	0.75	0.256	
lab*nch	0.25	0.75	0.256	
relative Natural Colour (NC)				
lab*lrj	0.706	0.0	0.75	
lab*tce	0.375	0.75	0.25	
lab*ncE	0.25	0.75	j00g	

n = 0,00*

relative Inform. Technology (IT)				
olvi3*	0.25	0.25	0.25	(1.0)
cmyn3*	0.75	0.75	0.75	(0.0)
olvi4*	1.0	1.0	1.0	0.25
cmyn4*	0.0	0.0	0.0	0.75
standard and adapted CIELAB				
LAB*LAB	32.11	0.05	0.01	
LAB*LABa	32.11	0.0	0.0	
LAB*TCHa	25.0	0.01	–	
relative CIELAB lab*				
lab*lab	0.25	0.0	0.0	
lab*tch	0.25	0.0	–	
lab*nch	0.75	0.0	–	
relative Natural Colour (NC)				
lab*lrj	0.25	0.0	0.0	
lab*tce	0.25	0.0	–	
lab*ncE	0.75	0.0	–	

relative Inform. Technology (IT)				
olvi3*	0.484	0.5	0.0	(1.0)
cmyn3*	0.516	0.5	1.0	(0.0)
olvi4*	0.984	1.0	0.5	0.5
cmyn4*	0.016	0.0	0.5	0.5
standard and adapted CIELAB				
LAB*LAB	50.72	−2.42	60.89	
LAB*LABa	50.72	−2.47	60.88	
LAB*TCHa	25.01	60.93	92.33	
relative CIELAB lab*				
lab*lab	0.471	−0.019	0.499	
lab*tch	0.25	0.5	0.256	
lab*nch	0.5	0.5	0.256	
relative Natural Colour (NC)				
lab*lrj	0.471	0.0	0.5	
lab*tce	0.25	0.5	0.25	
lab*ncE	0.5	0.5	j00g	

n = 0,25*

Schwarzheit *n**

relative Inform. Technology (IT)				
olvi3*	0.242	0.25	0.0	(1.0)
cmyn3*	0.758	0.75	1.0	(0.0)
olvi4*	0.992	1.0	0.75	0.25
cmyn4*	0.008	0.0	0.25	0.75
standard and adapted CIELAB				
LAB*LAB	30.86	−1.17	30.45	
LAB*LABa	30.86	−1.23	30.43	
LAB*TCHa	12.5	30.46	92.33	
relative CIELAB lab*				
lab*lab	0.235	−0.009	0.25	
lab*tch	0.125	0.25	0.256	
lab*nch	0.75	0.25	0.256	
relative Natural Colour (NC)				
lab*lrj	0.235	0.0	0.25	
lab*tce	0.125	0.25	0.25	
lab*ncE	0.75	0.25	j00g	

n = 0,50*

relative Inform. Technology (IT)				
olvi3*	0.0	0.0	0.0	(1.0)
cmyn3*	1.0	1.0	1.0	(0.0)
olvi4*	1.0	1.0	1.0	0.0
cmyn4*	0.0	0.0	0.0	1.0
standard and adapted CIELAB				
LAB*LAB	11.01	0.07	0.01	
LAB*LABa	11.01	0.0	0.0	
LAB*TCHa	0.01	0.01	–	
relative CIELAB lab*				
lab*lab	0.0	0.0	0.0	
lab*tch	0.0	0.0	–	
lab*nch	1.0	0.0	–	
relative Natural Colour (NC)				
lab*lrj	0.0	0.0	0.0	
lab*tce	0.0	0.0	–	
lab*ncE	1.0	0.0	–	

0,25 0,50 0,75 1,00

relative Buntheit *c**

n = 1,0*

UG530−7, 5 stufige Reihen für konstanten CIELAB Buntton 92/360 = 0.255 (links)
5 stufige Reihen für konstanten CIELAB Buntton 92/360 = 0.256 (rechts)

Siehe ähnliche Dateien: http://www.ps.bam.de/UG53/
Technische Information: http://www.ps.bam.de Version 2.1, io=0,1, CIEXYZ

BAM-Registrierung: 20060101-UG53/10Q/Q53G07FP.PS/.PDF BAM-Material: Code=rha4ta
Anwendung für Beurteilung und Messung von Drucker− oder Monitorsystemen, Yr=2.5, XYZ
/UG53/ Form: 8/10, Serie: 1/1, Seite: 8 Seitenz hlung 8

Eingabe: Farbmetrisches Reflexions-System MRS18

für Buntton *h* = lab*h = 164/360 = 0.457*
lab*tch* und *lab*nch

D65: Buntton G
LCH*Ma: 56 66 164
rgb*Ma: 0.1 1.0 0.0

Dreiecks-Helligkeit *t**

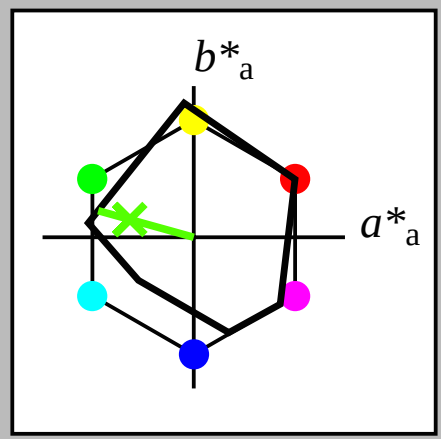

%Umfang
u*rel = 91

MRS18; adaptierte CIELAB-Daten

	L*=L*a	a*a	b*a	C*ab,a	h*ab,a
RMa	49.63	66.96	38.37	77.18	30
JMa	90.7	−6.36	88.75	88.98	94
GMa	52.11	−69.73	9.44	70.37	172
G50BMa	45.03	−36.57	−28.47	46.36	218
BMa	36.65	23.19	−63.05	67.18	290
B50RMa	34.94	57.17	−44.26	72.31	322
NMa	18.01	0.0	0.0	0.0	0
WMa	95.41	0.0	0.0	0.0	0
RCIE	39.92	58.66	26.98	64.56	25
JCIE	81.26	−2.17	67.76	67.79	92
GCIE	52.23	−42.26	11.75	43.87	164
BCIE	30.57	1.15	−46.84	46.87	271

%Regularität
g*H,rel = 41
g*C,rel = 52

relative Inform. Technology (IT)				
olvi3*	1.0	1.0	1.0	(1.0)
cmyn3*	0.0	0.0	0.0	(0.0)
olvi4*	1.0	1.0	1.0	1.0
cmyn4*	0.0	0.0	0.0	0.0
standard and adapted CIELAB				
LAB*LAB	95.41	−0.97	4.75	
LAB*LABa	95.41	0.0	0.0	
LAB*TCHa	99.99	0.01	–	
relative CIELAB lab*				
lab*lab	1.0	0.0	0.0	
lab*tch	1.0	0.0	–	
lab*nch	0.0	0.0	–	
relative Natural Colour (NC)				
lab*lrj	1.0	0.0	0.0	
lab*tce	1.0	0.0	–	
lab*ncE	0.0	0.0	–	

relative Inform. Technology (IT)				
olvi3*	0.776	1.0	0.75	(1.0)
cmyn3*	0.224	0.0	0.25	(0.0)
olvi4*	0.776	1.0	0.75	1.0
cmyn4*	0.224	0.0	0.25	0.0
standard and adapted CIELAB				
LAB*LAB	85.57	−16.58	8.49	
LAB*LABa	85.57	−15.79	4.4	
LAB*TCHa	87.5	16.4	164.45	
relative CIELAB lab*				
lab*lab	0.873	−0.24	0.067	
lab*tch	0.875	0.25	0.457	
lab*nch	0.0	0.25	0.457	
relative Natural Colour (NC)				
lab*lrj	0.873	−0.249	0.0	
lab*tce	0.875	0.25	0.5	
lab*ncE	0.0	0.25	j99g	

relative Inform. Technology (IT)				
olvi3*	0.75	0.75	0.75	(1.0)
cmyn3*	0.25	0.25	0.25	(0.0)
olvi4*	1.0	1.0	1.0	0.75
cmyn4*	0.0	0.0	0.0	0.25
standard and adapted CIELAB				
LAB*LAB	76.06	−0.6	3.44	
LAB*LABa	76.06	0.0	0.0	
LAB*TCHa	75.0	0.01	–	
relative CIELAB lab*				
lab*lab	0.75	0.0	0.0	
lab*tch	0.75	0.0	–	
lab*nch	0.25	0.0	–	
relative Natural Colour (NC)				
lab*lrj	0.75	0.0	0.0	
lab*tce	0.75	0.0	–	
lab*ncE	0.25	0.0	–	

relative Inform. Technology (IT)				
olvi3*	0.551	1.0	0.5	(1.0)
cmyn3*	0.449	0.0	0.5	(0.0)
olvi4*	0.551	1.0	0.5	1.0
cmyn4*	0.449	0.0	0.5	0.0
standard and adapted CIELAB				
LAB*LAB	75.74	−32.2	12.22	
LAB*LABa	75.74	−31.6	8.79	
LAB*TCHa	75.0	32.81	164.46	
relative CIELAB lab*				
lab*lab	0.746	−0.481	0.134	
lab*tch	0.75	0.5	0.457	
lab*nch	0.0	0.5	0.457	
relative Natural Colour (NC)				
lab*lrj	0.746	−0.499	0.0	
lab*tce	0.75	0.5	0.5	
lab*ncE	0.0	0.5	j99g	

relative Inform. Technology (IT)				
olvi3*	0.526	0.75	0.5	(1.0)
cmyn3*	0.474	0.25	0.5	(0.0)
olvi4*	0.776	1.0	0.75	0.75
cmyn4*	0.224	0.0	0.25	0.25
standard and adapted CIELAB				
LAB*LAB	66.22	−16.22	7.19	
LAB*LABa	66.22	−15.8	4.4	
LAB*TCHa	62.5	16.41	164.46	
relative CIELAB lab*				
lab*lab	0.623	−0.24	0.067	
lab*tch	0.625	0.25	0.457	
lab*nch	0.25	0.25	0.457	
relative Natural Colour (NC)				
lab*lrj	0.623	−0.249	0.0	
lab*tce	0.625	0.25	0.5	
lab*ncE	0.25	0.25	j99g	

relative Inform. Technology (IT)				
olvi3*	0.327	1.0	0.25	(1.0)
cmyn3*	0.673	0.0	0.75	(0.0)
olvi4*	0.327	1.0	0.25	1.0
cmyn4*	0.673	0.0	0.75	0.0
standard and adapted CIELAB				
LAB*LAB	65.9	−47.82	15.96	
LAB*LABa	65.9	−47.41	13.19	
LAB*TCHa	62.5	49.22	164.46	
relative CIELAB lab*				
lab*lab	0.619	−0.721	0.201	
lab*tch	0.625	0.75	0.457	
lab*nch	0.0	0.75	0.457	
relative Natural Colour (NC)				
lab*lrj	0.619	−0.749	0.0	
lab*tce	0.625	0.75	0.5	
lab*ncE	0.0	0.75	j99g	

relative Inform. Technology (IT)				
olvi3*	0.5	0.5	0.5	(1.0)
cmyn3*	0.5	0.5	0.5	(0.0)
olvi4*	1.0	1.0	1.0	0.5
cmyn4*	0.0	0.0	0.0	0.5
standard and adapted CIELAB				
LAB*LAB	56.71	−0.23	2.14	
LAB*LABa	56.71	0.0	0.0	
LAB*TCHa	50.0	0.01	–	
relative CIELAB lab*				
lab*lab	0.5	0.0	0.0	
lab*tch	0.5	0.0	–	
lab*nch	0.5	0.0	–	
relative Natural Colour (NC)				
lab*lrj	0.5	0.0	0.0	
lab*tce	0.5	0.0	–	
lab*ncE	0.5	0.0	–	

relative Inform. Technology (IT)				
olvi3*	0.301	0.75	0.25	(1.0)
cmyn3*	0.699	0.25	0.75	(0.0)
olvi4*	0.551	1.0	0.5	0.75
cmyn4*	0.449	0.0	0.5	0.25
standard and adapted CIELAB				
LAB*LAB	56.39	−31.84	10.92	
LAB*LABa	56.39	−31.61	8.79	
LAB*TCHa	50.0	32.81	164.46	
relative CIELAB lab*				
lab*lab	0.496	−0.481	0.134	
lab*tch	0.5	0.5	0.457	
lab*nch	0.25	0.5	0.457	
relative Natural Colour (NC)				
lab*lrj	0.496	−0.499	0.0	
lab*tce	0.5	0.5	0.5	
lab*ncE	0.25	0.5	j100g	

relative Inform. Technology (IT)				
olvi3*	0.103	1.0	0.0	(1.0)
cmyn3*	0.897	0.0	1.0	(0.0)
olvi4*	0.103	1.0	0.0	1.0
cmyn4*	0.897	0.0	1.0	0.0
standard and adapted CIELAB				
LAB*LAB	56.07	−63.44	19.68	
LAB*LABa	56.07	−63.21	17.58	
LAB*TCHa	50.0	65.62	164.46	
relative CIELAB lab*				
lab*lab	0.492	−0.962	0.268	
lab*tch	0.5	1.0	0.457	
lab*nch	0.0	1.0	0.457	
relative Natural Colour (NC)				
lab*lrj	0.492	−0.999	0.0	
lab*tce	0.5	1.0	0.5	
lab*ncE	0.0	1.0	g00b	

relative Inform. Technology (IT)				
olvi3*	0.276	0.5	0.25	(1.0)
cmyn3*	0.724	0.5	0.75	(0.0)
olvi4*	0.776	1.0	0.75	0.5
cmyn4*	0.224	0.0	0.25	0.5
standard and adapted CIELAB				
LAB*LAB	46.87	−15.85	5.88	
LAB*LABa	46.87	−15.8	4.4	
LAB*TCHa	37.5	16.41	164.46	
relative CIELAB lab*				
lab*lab	0.373	−0.24	0.067	
lab*tch	0.375	0.25	0.457	
lab*nch	0.5	0.25	0.457	
relative Natural Colour (NC)				
lab*lrj	0.373	−0.249	0.0	
lab*tce	0.375	0.25	0.5	
lab*ncE	0.5	0.25	j99g	

relative Inform. Technology (IT)				
olvi3*	0.077	0.75	0.0	(1.0)
cmyn3*	0.923	0.25	1.0	(0.0)
olvi4*	0.327	1.0	0.25	0.75
cmyn4*	0.673	0.0	0.75	0.25
standard and adapted CIELAB				
LAB*LAB	46.55	−47.46	14.64	
LAB*LABa	46.55	−47.41	13.18	
LAB*TCHa	37.51	49.22	164.47	
relative CIELAB lab*				
lab*lab	0.369	−0.722	0.201	
lab*tch	0.375	0.75	0.457	
lab*nch	0.25	0.75	0.457	
relative Natural Colour (NC)				
lab*lrj	0.369	−0.749	0.0	
lab*tce	0.375	0.75	0.5	
lab*ncE	0.25	0.75	g00b	

*n** = 0,00

relative Inform. Technology (IT)				
olvi3*	0.25	0.25	0.25	(1.0)
cmyn3*	0.75	0.75	0.75	(0.0)
olvi4*	1.0	1.0	1.0	0.25
cmyn4*	0.0	0.0	0.0	0.75
standard and adapted CIELAB				
LAB*LAB	37.36	0.13	0.83	
LAB*LABa	37.36	0.0	0.0	
LAB*TCHa	25.0	0.01	–	
relative CIELAB lab*				
lab*lab	0.25	0.0	0.0	
lab*tch	0.25	0.0	–	
lab*nch	0.75	0.0	–	
relative Natural Colour (NC)				
lab*lrj	0.25	0.0	0.0	
lab*tce	0.25	0.0	–	
lab*ncE	0.75	0.0	–	

relative Inform. Technology (IT)				
olvi3*	0.051	0.5	0.0	(1.0)
cmyn3*	0.949	0.5	1.0	(0.0)
olvi4*	0.551	1.0	0.5	0.5
cmyn4*	0.449	0.0	0.5	0.5
standard and adapted CIELAB				
LAB*LAB	37.04	−31.47	9.6	
LAB*LABa	37.04	−31.6	8.78	
LAB*TCHa	25.01	32.81	164.47	
relative CIELAB lab*				
lab*lab	0.246	−0.481	0.134	
lab*tch	0.25	0.5	0.457	
lab*nch	0.5	0.5	0.457	
relative Natural Colour (NC)				
lab*lrj	0.246	−0.499	0.0	
lab*tce	0.25	0.5	0.5	
lab*ncE	0.5	0.5	g00b	

*n** = 0,25

Schwarzheit *n**

relative Inform. Technology (IT)				
olvi3*	0.026	0.25	0.0	(1.0)
cmyn3*	0.974	0.75	1.0	(0.0)
olvi4*	0.776	1.0	0.75	0.25
cmyn4*	0.224	0.0	0.25	0.75
standard and adapted CIELAB				
LAB*LAB	27.52	−15.48	4.57	
LAB*LABa	27.52	−15.8	4.39	
LAB*TCHa	12.5	16.4	164.49	
relative CIELAB lab*				
lab*lab	0.123	−0.24	0.067	
lab*tch	0.125	0.25	0.457	
lab*nch	0.75	0.25	0.457	
relative Natural Colour (NC)				
lab*lrj	0.123	−0.249	0.0	
lab*tce	0.125	0.25	0.5	
lab*ncE	0.75	0.25	g00b	

*n** = 0,50

relative Inform. Technology (IT)				
olvi3*	0.0	0.0	0.0	(1.0)
cmyn3*	1.0	1.0	1.0	(0.0)
olvi4*	1.0	1.0	1.0	0.0
cmyn4*	0.0	0.0	0.0	1.0
standard and adapted CIELAB				
LAB*LAB	18.02	0.5	−0.46	
LAB*LABa	18.02	0.0	0.0	
LAB*TCHa	0.01	0.01	–	
relative CIELAB lab*				
lab*lab	0.0	0.0	0.0	
lab*tch	0.0	0.0	–	
lab*nch	1.0	0.0	–	
relative Natural Colour (NC)				
lab*lrj	0.0	0.0	0.0	
lab*tce	0.0	0.0	–	
lab*ncE	1.0	0.0	–	

0,25 0,50 0,75 1,00

relative Buntheit *c**

*n** = 1,0

1,00 0,75 0,25 0,00

Ausgabe: Farbmetrisches Reflexions-System NCS11

für Buntton *h* = lab*h = 162/360 = 0.451*
lab*tch* und *lab*nch

D65: Buntton G
LCH*Ma: 65 110 162
rgb*Ma: 0.08 1.0 0.0

Dreiecks-Helligkeit *t**

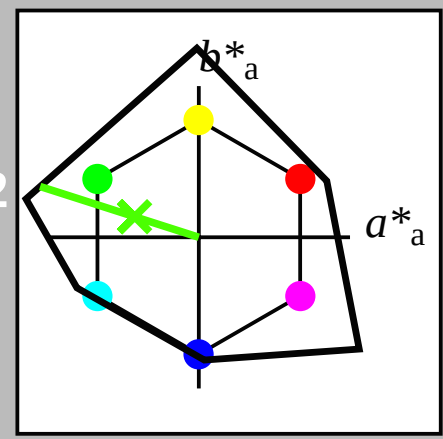

%Umfang
u*rel = 149

NCS11; adaptierte CIELAB-Daten

	L*=L*a	a*a	b*a	C*ab,a	h*ab,a
RMa	47.15	84.64	37.25	92.48	24
JMa	91.37	−1.27	125.03	125.03	91
GMa	63.07	−114.28	25.35	117.06	167
G50BMa	59.47	−80.6	−33.45	87.28	203
BMa	49.01	3.65	−81.19	81.28	273
B50RMa	44.06	106.09	−73.93	129.32	325
NMa	10.99	0.0	0.0	0.0	0
WMa	95.41	0.0	0.0	0.0	0
RCIE	39.92	58.69	27.98	65.01	25
JCIE	81.26	−2.9	71.56	71.62	92
GCIE	52.23	−42.45	13.59	44.59	162
BCIE	30.57	1.35	−46.48	46.51	272

%Regularität
g*H,rel = 46
g*C,rel = 65

relative Inform. Technology (IT)				
olvi3*	1.0	1.0	1.0	(1.0)
cmyn3*	0.0	0.0	0.0	(0.0)
olvi4*	1.0	1.0	1.0	1.0
cmyn4*	0.0	0.0	0.0	0.0
standard and adapted CIELAB				
LAB*LAB	95.41	0.0	−0.01	
LAB*LABa	95.41	0.0	0.0	
LAB*TCHa	99.99	0.01	–	
relative CIELAB lab*				
lab*lab	1.0	0.0	0.0	
lab*tch	1.0	0.0	–	
lab*nch	0.0	0.0	–	
relative Natural Colour (NC)				
lab*lrj	1.0	0.0	0.0	
lab*tce	1.0	0.0	–	
lab*ncE	0.0	0.0	–	

relative Inform. Technology (IT)				
olvi3*	0.771	1.0	0.75	(1.0)
cmyn3*	0.229	0.0	0.25	(0.0)
olvi4*	0.771	1.0	0.75	1.0
cmyn4*	0.229	0.0	0.25	0.0
standard and adapted CIELAB				
LAB*LAB	87.9	−26.2	8.39	
LAB*LABa	87.9	−26.22	8.39	
LAB*TCHa	87.5	27.54	162.25	
relative CIELAB lab*				
lab*lab	0.911	−0.237	0.076	
lab*tch	0.875	0.25	0.451	
lab*nch	0.0	0.25	0.451	
relative Natural Colour (NC)				
lab*lrj	0.911	−0.249	0.0	
lab*tce	0.875	0.25	0.5	
lab*ncE	0.0	0.25	j99g	

relative Inform. Technology (IT)				
olvi3*	0.75	0.75	0.75	(1.0)
cmyn3*	0.25	0.25	0.25	(0.0)
olvi4*	1.0	1.0	1.0	0.75
cmyn4*	0.0	0.0	0.0	0.25
standard and adapted CIELAB				
LAB*LAB	74.31	0.02	0.0	
LAB*LABa	74.31	0.0	0.0	
LAB*TCHa	75.0	0.01	–	
relative CIELAB lab*				
lab*lab	0.75	0.0	0.0	
lab*tch	0.75	0.0	–	
lab*nch	0.25	0.0	–	
relative Natural Colour (NC)				
lab*lrj	0.75	0.0	0.0	
lab*tce	0.75	0.0	–	
lab*ncE	0.25	0.0	–	

relative Inform. Technology (IT)				
olvi3*	0.541	1.0	0.5	(1.0)
cmyn3*	0.459	0.0	0.5	(0.0)
olvi4*	0.541	1.0	0.5	1.0
cmyn4*	0.459	0.0	0.5	0.0
standard and adapted CIELAB				
LAB*LAB	80.4	−52.43	16.79	
LAB*LABa	80.4	−52.45	16.79	
LAB*TCHa	75.0	55.08	162.25	
relative CIELAB lab*				
lab*lab	0.822	−0.475	0.152	
lab*tch	0.75	0.5	0.451	
lab*nch	0.0	0.5	0.451	
relative Natural Colour (NC)				
lab*lrj	0.822	−0.499	0.0	
lab*tce	0.75	0.5	0.5	
lab*ncE	0.0	0.5	j99g	

relative Inform. Technology (IT)				
olvi3*	0.521	0.75	0.5	(1.0)
cmyn3*	0.479	0.25	0.5	(0.0)
olvi4*	0.771	1.0	0.75	0.75
cmyn4*	0.229	0.0	0.25	0.25
standard and adapted CIELAB				
LAB*LAB	66.81	−26.19	8.4	
LAB*LABa	66.81	−26.23	8.4	
LAB*TCHa	62.5	27.55	162.25	
relative CIELAB lab*				
lab*lab	0.661	−0.237	0.076	
lab*tch	0.625	0.25	0.451	
lab*nch	0.25	0.25	0.451	
relative Natural Colour (NC)				
lab*lrj	0.661	−0.249	0.0	
lab*tce	0.625	0.25	0.5	
lab*ncE	0.25	0.25	j99g	

relative Inform. Technology (IT)				
olvi3*	0.312	1.0	0.25	(1.0)
cmyn3*	0.688	0.0	0.75	(0.0)
olvi4*	0.312	1.0	0.25	1.0
cmyn4*	0.688	0.0	0.75	0.0
standard and adapted CIELAB				
LAB*LAB	72.9	−78.66	25.19	
LAB*LABa	72.9	−78.69	25.19	
LAB*TCHa	62.5	82.63	162.25	
relative CIELAB lab*				
lab*lab	0.733	−0.713	0.229	
lab*tch	0.625	0.75	0.451	
lab*nch	0.0	0.75	0.451	
relative Natural Colour (NC)				
lab*lrj	0.733	−0.749	0.0	
lab*tce	0.625	0.75	0.5	
lab*ncE	0.0	0.75	j99g	

relative Inform. Technology (IT)				
olvi3*	0.5	0.5	0.5	(1.0)
cmyn3*	0.5	0.5	0.5	(0.0)
olvi4*	1.0	1.0	1.0	0.5
cmyn4*	0.0	0.0	0.0	0.5
standard and adapted CIELAB				
LAB*LAB	53.21	0.04	0.0	
LAB*LABa	53.21	0.0	0.0	
LAB*TCHa	50.0	0.01	–	
relative CIELAB lab*				
lab*lab	0.5	0.0	0.0	
lab*tch	0.5	0.0	–	
lab*nch	0.5	0.0	–	
relative Natural Colour (NC)				
lab*lrj	0.5	0.0	0.0	
lab*tce	0.5	0.0	–	
lab*ncE	0.5	0.0	–	

relative Inform. Technology (IT)				
olvi3*	0.291	0.75	0.25	(1.0)
cmyn3*	0.709	0.25	0.75	(0.0)
olvi4*	0.541	1.0	0.5	0.75
cmyn4*	0.459	0.0	0.5	0.25
standard and adapted CIELAB				
LAB*LAB	59.31	−52.42	16.8	
LAB*LABa	59.31	−52.46	16.79	
LAB*TCHa	50.0	55.09	162.25	
relative CIELAB lab*				
lab*lab	0.572	−0.475	0.152	
lab*tch	0.5	0.5	0.451	
lab*nch	0.25	0.5	0.451	
relative Natural Colour (NC)				
lab*lrj	0.572	−0.499	0.0	
lab*tce	0.5	0.5	0.5	
lab*ncE	0.25	0.5	g00b	

relative Inform. Technology (IT)				
olvi3*	0.083	1.0	0.0	(1.0)
cmyn3*	0.917	0.0	1.0	(0.0)
olvi4*	0.083	1.0	0.0	1.0
cmyn4*	0.917	0.0	1.0	0.0
standard and adapted CIELAB				
LAB*LAB	65.41	−104.89	33.58	
LAB*LABa	65.41	−104.92	33.57	
LAB*TCHa	50.0	110.17	162.26	
relative CIELAB lab*				
lab*lab	0.645	−0.951	0.305	
lab*tch	0.5	1.0	0.451	
lab*nch	0.0	1.0	0.451	
relative Natural Colour (NC)				
lab*lrj	0.645	−0.999	0.0	
lab*tce	0.5	1.0	0.5	
lab*ncE	0.0	1.0	g00b	

relative Inform. Technology (IT)				
olvi3*	0.271	0.5	0.25	(1.0)
cmyn3*	0.729	0.5	0.75	(0.0)
olvi4*	0.771	1.0	0.75	0.5
cmyn4*	0.229	0.0	0.25	0.5
standard and adapted CIELAB				
LAB*LAB	45.7	−26.18	8.41	
LAB*LABa	45.7	−26.23	8.4	
LAB*TCHa	37.5	27.55	162.25	
relative CIELAB lab*				
lab*lab	0.411	−0.237	0.076	
lab*tch	0.375	0.25	0.451	
lab*nch	0.5	0.25	0.451	
relative Natural Colour (NC)				
lab*lrj	0.411	−0.249	0.0	
lab*tce	0.375	0.25	0.5	
lab*ncE	0.5	0.25	j99g	

relative Inform. Technology (IT)				
olvi3*	0.062	0.75	0.0	(1.0)
cmyn3*	0.938	0.25	1.0	(0.0)
olvi4*	0.312	1.0	0.25	0.75
cmyn4*	0.688	0.0	0.75	0.25
standard and adapted CIELAB				
LAB*LAB	51.81	−78.65	25.19	
LAB*LABa	51.81	−78.7	25.18	
LAB*TCHa	37.51	82.64	162.26	
relative CIELAB lab*				
lab*lab	0.483	−0.713	0.228	
lab*tch	0.375	0.75	0.451	
lab*nch	0.25	0.75	0.451	
relative Natural Colour (NC)				
lab*lrj	0.483	−0.749	0.0	
lab*tce	0.375	0.75	0.5	
lab*ncE	0.25	0.75	g00b	

*n** = 0,00

relative Inform. Technology (IT)				
olvi3*	0.25	0.25	0.25	(1.0)
cmyn3*	0.75	0.75	0.75	(0.0)
olvi4*	1.0	1.0	1.0	0.25
cmyn4*	0.0	0.0	0.0	0.75
standard and adapted CIELAB				
LAB*LAB	32.11	0.05	0.01	
LAB*LABa	32.11	0.0	0.0	
LAB*TCHa	25.0	0.01	–	
relative CIELAB lab*				
lab*lab	0.25	0.0	0.0	
lab*tch	0.25	0.0	–	
lab*nch	0.75	0.0	–	
relative Natural Colour (NC)				
lab*lrj	0.25	0.0	0.0	
lab*tce	0.25	0.0	–	
lab*ncE	0.75	0.0	–	

relative Inform. Technology (IT)				
olvi3*	0.041	0.5	0.0	(1.0)
cmyn3*	0.959	0.5	1.0	(0.0)
olvi4*	0.541	1.0	0.5	0.5
cmyn4*	0.459	0.0	0.5	0.5
standard and adapted CIELAB				
LAB*LAB	38.2	−52.41	16.8	
LAB*LABa	38.2	−52.46	16.78	
LAB*TCHa	25.01	55.09	162.27	
relative CIELAB lab*				
lab*lab	0.322	−0.475	0.152	
lab*tch	0.25	0.5	0.451	
lab*nch	0.5	0.5	0.451	
relative Natural Colour (NC)				
lab*lrj	0.322	−0.499	0.0	
lab*tce	0.25	0.5	0.5	
lab*ncE	0.5	0.5	g00b	

*n** = 0,25

Schwarzheit *n**

relative Inform. Technology (IT)				
olvi3*	0.021	0.25	0.0	(1.0)
cmyn3*	0.979	0.75	1.0	(0.0)
olvi4*	0.771	1.0	0.75	0.25
cmyn4*	0.229	0.0	0.25	0.75
standard and adapted CIELAB				
LAB*LAB	24.6	−26.16	8.4	
LAB*LABa	24.6	−26.23	8.38	
LAB*TCHa	12.5	27.54	162.28	
relative CIELAB lab*				
lab*lab	0.161	−0.237	0.076	
lab*tch	0.125	0.25	0.451	
lab*nch	0.75	0.25	0.451	
relative Natural Colour (NC)				
lab*lrj	0.161	−0.249	0.0	
lab*tce	0.125	0.25	0.5	
lab*ncE	0.75	0.25	g00b	

*n** = 0,50

relative Inform. Technology (IT)				
olvi3*	0.0	0.0	0.0	(1.0)
cmyn3*	1.0	1.0	1.0	(0.0)
olvi4*	1.0	1.0	1.0	0.0
cmyn4*	0.0	0.0	0.0	1.0
standard and adapted CIELAB				
LAB*LAB	11.01	0.07	0.01	
LAB*LABa	11.01	0.0	0.0	
LAB*TCHa	0.01	0.01	–	
relative CIELAB lab*				
lab*lab	0.0	0.0	0.0	
lab*tch	0.0	0.0	–	
lab*nch	1.0	0.0	–	
relative Natural Colour (NC)				
lab*lrj	0.0	0.0	0.0	
lab*tce	0.0	0.0	–	
lab*ncE	1.0	0.0	–	

0,25 0,50 0,75 1,00

relative Buntheit *c**

*n** = 1,0

UG530−7, 5 stufige Reihen für konstanten CIELAB Buntton 164/360 = 0.457 (links)
5 stufige Reihen für konstanten CIELAB Buntton 162/360 = 0.451 (rechts)

Siehe ähnliche Dateien: http://www.ps.bam.de/UG53/
Technische Information: http://www.ps.bam.de Version 2.1, io=0,1, CIEXYZ

BAM-Registrierung: 20060101-UG53/10Q/Q53G08FP.PS/.PDF BAM-Material: Code=rha4ta
Anwendung für Beurteilung und Messung von Drucker- oder Monitorsystemen, Yr=2.5, XYZ

/UG53/ Form: 9/10, Serie: 1/1, Seite: 9 Seitenz hlung 9

Eingabe: Farbmetrisches Reflexions-System MRS18

für Buntton $h^* = lab^*h = 271/360 = 0.754$

lab^*tch und lab^*nch

D65: Buntton B

LCH*Ma: 40 50 271

rgb*Ma: 0.0 0.37 1.0

Dreiecks-Helligkeit t^*

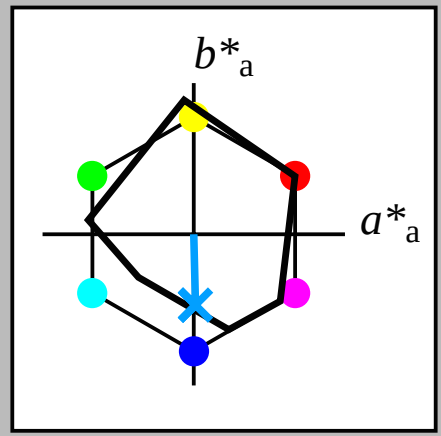

MRS18; adaptierte CIELAB-Daten

	$L^*=L^*_a$	a^*_a	b^*_a	$C^*_{ab,a}$	$h^*_{ab,a}$
R_{Ma}	49.63	66.96	38.37	77.18	30
J_{Ma}	90.7	−6.36	88.75	88.98	94
G_{Ma}	52.11	−69.73	9.44	70.37	172
$G50B_{Ma}$	45.03	−36.57	−28.47	46.36	218
B_{Ma}	36.65	23.19	−63.05	67.18	290
$B50R_{Ma}$	34.94	57.17	−44.26	72.31	322
N_{Ma}	18.01	0.0	0.0	0.0	0
W_{Ma}	95.41	0.0	0.0	0.0	0
R_{CIE}	39.92	58.66	26.98	64.56	25
J_{CIE}	81.26	−2.17	67.76	67.79	92
G_{CIE}	52.23	−42.26	11.75	43.87	164
B_{CIE}	30.57	1.15	−46.84	46.87	271

%Umfang

$u^*_{rel} = 91$

%Regularität

$g^*_{H,rel} = 41$

$g^*_{C,rel} = 52$

1,00 0,75 0,50 0,25 0,00

$n^* = 0,00$ $n^* = 0,25$ $n^* = 0,50$ $n^* = 1,0$

Schwarzheit n^*

0,25 0,50 0,75 1,00

relative Buntheit c^*

Ausgabe: Farbmetrisches Reflexions-System NCS11

für Buntton $h^* = lab^*h = 272/360 = 0.755$

lab^*tch und lab^*nch

D65: Buntton B

LCH*Ma: 49 80 272

rgb*Ma: 0.0 0.02 1.0

Dreiecks-Helligkeit t^*

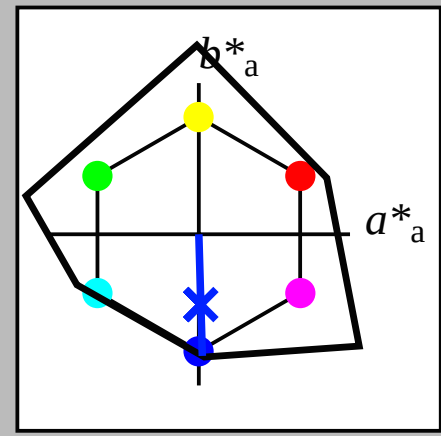

NCS11; adaptierte CIELAB-Daten

	$L^*=L^*_a$	a^*_a	b^*_a	$C^*_{ab,a}$	$h^*_{ab,a}$
R_{Ma}	47.15	84.64	37.25	92.48	24
J_{Ma}	91.37	−1.27	125.03	125.03	91
G_{Ma}	63.07	−114.28	25.35	117.06	167
$G50B_{Ma}$	59.47	−80.6	−33.45	87.28	203
B_{Ma}	49.01	3.65	−81.19	81.28	273
$B50R_{Ma}$	44.06	106.09	−73.93	129.32	325
N_{Ma}	10.99	0.0	0.0	0.0	0
W_{Ma}	95.41	0.0	0.0	0.0	0
R_{CIE}	39.92	58.69	27.98	65.01	25
J_{CIE}	81.26	−2.9	71.56	71.62	92
G_{CIE}	52.23	−42.45	13.59	44.59	162
B_{CIE}	30.57	1.35	−46.48	46.51	272

%Umfang

$u^*_{rel} = 149$

%Regularität

$g^*_{H,rel} = 46$

$g^*_{C,rel} = 65$

$n^* = 0,00$ $n^* = 0,25$ $n^* = 0,50$ $n^* = 1,0$

Schwarzheit n^*

0,25 0,50 0,75 1,00

relative Buntheit c^*

UG530−7, 5 stufige Reihen für konstanten CIELAB Buntton 271/360 = 0.754 (links) 5 stufige Reihen für konstanten CIELAB Buntton 272/360 = 0.755 (rechts)

Siehe ähnliche Dateien: http://www.ps.bam.de/UG53/
Technische Information: http://www.ps.bam.de Version 2.1, io=0,1, CIEXYZ

BAM-Registrierung: 20060101-UG53/10Q/Q53G09FP.PS/.PDF BAM-Material: Code=rha4ta
Anwendung für Beurteilung und Messung von Drucker− oder Monitorsystemen, Yr=2.5, XYZ

/UG53/ Form: 10/10Serie: 1/1, Seite: 10 Seitenz hlung 10