Eingabe: Farbmetrisches Reflexions-System MRS18
für Buntton $h^* = lab^*h = 30/360 = 0.083$
lab*tch* und *lab*nch

D65: Buntton R
LCH*Ma: 50 77 30
olv*Ma: 1.0 0.0 0.0

Dreiecks-Helligkeit t^*

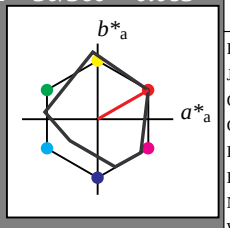

MRS18; adaptierte CIELAB-Daten

	$L^*=L^*_a$	a^*_a	b^*_a	$C^*_{ab,a}$	$h^*_{ab,a}$
R_{Ma}	49.63	66.96	38.37	77.18	30
J_{Ma}	90.7	−6.36	88.75	88.98	94
G_{Ma}	52.11	−69.73	9.44	70.37	172
$G50B_{Ma}$	45.03	−36.57	−28.47	46.36	218
B_{Ma}	36.65	23.19	−63.05	67.18	290
$B50R_{Ma}$	34.94	57.17	−44.26	72.31	322
N_{Ma}	18.01	0.0	0.0	0.0	0
W_{Ma}	95.41	0.0	0.0	0.0	0
R_{CIE}	39.92	58.66	26.98	64.56	25
J_{CIE}	81.26	−2.17	67.76	67.79	92
G_{CIE}	52.23	−42.26	11.75	43.87	164
B_{CIE}	30.57	1.15	−46.84	46.87	271

%Umfang
$u^*_{rel} = 91$
%Regularität
$g^*_{H,rel} = 41$
$g^*_{C,rel} = 52$

***relative* Inform. Technology (IT)**
*olvi3** 1.0 1.0 1.0 (1.0)
*cmyn3** 0.0 0.0 0.0 (0.0)
*olvi4** 1.0 1.0 1.0 1.0
*cmyn4** 0.0 0.0 0.0 0.0
***standard* and *adapted* CIELAB**
*LAB*LAB* 95.41 −0.97 4.75
*LAB*LABa* 95.41 0.0 0.0
*LAB*TCHa* 99.99 0.01 –
relative* CIELAB *lab*
*lab*lab* 1.0 0.0 0.0
*lab*tch* 1.0 0.0 –
*lab*nch* 0.0 0.0 –
***relative* Natural Colour (NC)**
*lab*lrj* 1.0 0.0 0.0
*lab*tce* 1.0 0.0 –
*lab*ncE* 0.0 0.0 –

***relative* Inform. Technology (IT)**
*olvi3** 1.0 0.5 0.5 (1.0)
*cmyn3** 0.0 0.5 0.5 (0.0)
*olvi4** 1.0 0.5 0.5 1.0
*cmyn4** 0.0 0.5 0.5 0.0
***standard* and *adapted* CIELAB**
*LAB*LAB* 72.52 32.93 22.4
*LAB*LABa* 72.52 33.47 19.18
*LAB*TCHa* 75.0 38.58 29.82
relative* CIELAB *lab*
*lab*lab* 0.704 0.434 0.249
*lab*tch* 0.75 0.5 0.083
*lab*nch* 0.0 0.5 0.083
***relative* Natural Colour (NC)**
*lab*lrj* 0.704 0.496 0.06
*lab*tce* 0.75 0.5 0.019
*lab*ncE* 0.0 0.5 r07j

***relative* Inform. Technology (IT)**
*olvi3** 1.0 0.0 0.0 (1.0)
*cmyn3** 0.0 1.0 1.0 (0.0)
*olvi4** 1.0 0.0 0.0 1.0
*cmyn4** 0.0 1.0 1.0 0.0
***standard* and *adapted* CIELAB**
*LAB*LAB* 49.63 66.84 40.03
*LAB*LABa* 49.63 66.95 38.36
*LAB*TCHa* 50.0 77.16 29.82
relative* CIELAB *lab*
*lab*lab* 0.409 0.867 0.497
*lab*tch* 0.5 1.0 0.083
*lab*nch* 0.0 1.0 0.083
***relative* Natural Colour (NC)**
*lab*lrj* 0.409 0.993 0.119
*lab*tce* 0.5 1.0 0.019
*lab*ncE* 0.0 1.0 r07j

***relative* Inform. Technology (IT)**
*olvi3** 0.5 0.5 0.5 (1.0)
*cmyn3** 0.5 0.5 0.5 (0.0)
*olvi4** 1.0 1.0 1.0 0.5
*cmyn4** 0.0 0.0 0.0 0.5
***standard* and *adapted* CIELAB**
*LAB*LAB* 56.71 −0.23 2.14
*LAB*LABa* 56.71 0.0 0.0
*LAB*TCHa* 50.0 0.01 –
relative* CIELAB *lab*
*lab*lab* 0.5 0.0 0.0
*lab*tch* 0.5 0.0 –
*lab*nch* 0.5 0.0 –
***relative* Natural Colour (NC)**
*lab*lrj* 0.5 0.0 0.0
*lab*tce* 0.5 0.0 –
*lab*ncE* 0.5 0.0 –

***relative* Inform. Technology (IT)**
*olvi3** 0.5 0.0 0.0 (1.0)
*cmyn3** 0.5 1.0 1.0 (0.0)
*olvi4** 1.0 0.5 0.5 0.5
*cmyn4** 0.0 0.5 0.5 0.5
***standard* and *adapted* CIELAB**
*LAB*LAB* 33.82 33.67 19.79
*LAB*LABa* 33.82 33.47 19.18
*LAB*TCHa* 25.01 38.58 29.82
relative* CIELAB *lab*
*lab*lab* 0.204 0.434 0.249
*lab*tch* 0.25 0.5 0.083
*lab*nch* 0.5 0.5 0.083
***relative* Natural Colour (NC)**
*lab*lrj* 0.204 0.496 0.06
*lab*tce* 0.25 0.5 0.019
*lab*ncE* 0.5 0.5 r07j

***relative* Inform. Technology (IT)**
*olvi3** 0.0 0.0 0.0 (1.0)
*cmyn3** 1.0 1.0 1.0 (0.0)
*olvi4** 1.0 1.0 1.0 0.0
*cmyn4** 0.0 0.0 0.0 1.0
***standard* and *adapted* CIELAB**
*LAB*LAB* 18.02 0.5 −0.46
*LAB*LABa* 18.02 0.0 0.0
*LAB*TCHa* 0.01 0.01 –
relative* CIELAB *lab*
*lab*lab* 0.0 0.0 0.0
*lab*tch* 0.0 0.0 –
*lab*nch* 1.0 0.0 –
***relative* Natural Colour (NC)**
*lab*lrj* 0.0 0.0 0.0
*lab*tce* 0.0 0.0 –
*lab*ncE* 1.0 0.0 –

$n^* = 0{,}00$
Schwarzheit n^*
0,25 0,50 $n^* = 0{,}50$ 0,75 1,00
relative Buntheit c^*
$n^* = 1{,}0$

Ausgabe: Farbmetrisches Reflexions-System MRS18
für Buntton $h^* = lab^*h = 30/360 = 0.083$
lab*tch* und *lab*nch

D65: Buntton R
LCH*Ma: 50 77 30
olv*Ma: 1.0 0.0 0.0

Dreiecks-Helligkeit t^*

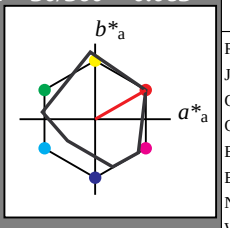

MRS18; adaptierte CIELAB-Daten

	$L^*=L^*_a$	a^*_a	b^*_a	$C^*_{ab,a}$	$h^*_{ab,a}$
R_{Ma}	49.63	66.96	38.37	77.18	30
J_{Ma}	90.7	−6.36	88.75	88.98	94
G_{Ma}	52.11	−69.73	9.44	70.37	172
$G50B_{Ma}$	45.03	−36.57	−28.47	46.36	218
B_{Ma}	36.65	23.19	−63.05	67.18	290
$B50R_{Ma}$	34.94	57.17	−44.26	72.31	322
N_{Ma}	18.01	0.0	0.0	0.0	0
W_{Ma}	95.41	0.0	0.0	0.0	0
R_{CIE}	39.92	58.66	26.98	64.56	25
J_{CIE}	81.26	−2.17	67.76	67.79	92
G_{CIE}	52.23	−42.26	11.75	43.87	164
B_{CIE}	30.57	1.15	−46.84	46.87	271

%Umfang
$u^*_{rel} = 91$
%Regularität
$g^*_{H,rel} = 41$
$g^*_{C,rel} = 52$

***relative* Inform. Technology (IT)**
*olvi3** 1.0 1.0 1.0 (1.0)
*cmyn3** 0.0 0.0 0.0 (0.0)
*olvi4** 1.0 1.0 1.0 1.0
*cmyn4** 0.0 0.0 0.0 0.0
***standard* and *adapted* CIELAB**
*LAB*LAB* 95.41 −0.97 4.75
*LAB*LABa* 95.41 0.0 0.0
*LAB*TCHa* 99.99 0.01 –
relative* CIELAB *lab*
*lab*lab* 1.0 0.0 0.0
*lab*tch* 1.0 0.0 –
*lab*nch* 0.0 0.0 –
***relative* Natural Colour (NC)**
*lab*lrj* 1.0 0.0 0.0
*lab*tce* 1.0 0.0 –
*lab*ncE* 0.0 0.0 –

***relative* Inform. Technology (IT)**
*olvi3** 1.0 0.5 0.5 (1.0)
*cmyn3** 0.0 0.5 0.5 (0.0)
*olvi4** 1.0 0.5 0.5 1.0
*cmyn4** 0.0 0.5 0.5 0.0
***standard* and *adapted* CIELAB**
*LAB*LAB* 72.52 32.93 22.4
*LAB*LABa* 72.52 33.47 19.18
*LAB*TCHa* 75.0 38.58 29.82
relative* CIELAB *lab*
*lab*lab* 0.704 0.434 0.249
*lab*tch* 0.75 0.5 0.083
*lab*nch* 0.0 0.5 0.083
***relative* Natural Colour (NC)**
*lab*lrj* 0.704 0.496 0.06
*lab*tce* 0.75 0.5 0.019
*lab*ncE* 0.0 0.5 r07j

***relative* Inform. Technology (IT)**
*olvi3** 1.0 0.0 0.0 (1.0)
*cmyn3** 0.0 1.0 1.0 (0.0)
*olvi4** 1.0 0.0 0.0 1.0
*cmyn4** 0.0 1.0 1.0 0.0
***standard* and *adapted* CIELAB**
*LAB*LAB* 49.63 66.84 40.03
*LAB*LABa* 49.63 66.95 38.36
*LAB*TCHa* 50.0 77.16 29.82
relative* CIELAB *lab*
*lab*lab* 0.409 0.867 0.497
*lab*tch* 0.5 1.0 0.083
*lab*nch* 0.0 1.0 0.083
***relative* Natural Colour (NC)**
*lab*lrj* 0.409 0.993 0.119
*lab*tce* 0.5 1.0 0.019
*lab*ncE* 0.0 1.0 r07j

***relative* Inform. Technology (IT)**
*olvi3** 0.5 0.5 0.5 (1.0)
*cmyn3** 0.5 0.5 0.5 (0.0)
*olvi4** 1.0 1.0 1.0 0.5
*cmyn4** 0.0 0.0 0.0 0.5
***standard* and *adapted* CIELAB**
*LAB*LAB* 56.71 −0.23 2.14
*LAB*LABa* 56.71 0.0 0.0
*LAB*TCHa* 50.0 0.01 –
relative* CIELAB *lab*
*lab*lab* 0.5 0.0 0.0
*lab*tch* 0.5 0.0 –
*lab*nch* 0.5 0.0 –
***relative* Natural Colour (NC)**
*lab*lrj* 0.5 0.0 0.0
*lab*tce* 0.5 0.0 –
*lab*ncE* 0.5 0.0 –

***relative* Inform. Technology (IT)**
*olvi3** 0.5 0.0 0.0 (1.0)
*cmyn3** 0.5 1.0 1.0 (0.0)
*olvi4** 1.0 0.5 0.5 0.5
*cmyn4** 0.0 0.5 0.5 0.5
***standard* and *adapted* CIELAB**
*LAB*LAB* 33.82 33.67 19.79
*LAB*LABa* 33.82 33.47 19.18
*LAB*TCHa* 25.01 38.58 29.82
relative* CIELAB *lab*
*lab*lab* 0.204 0.434 0.249
*lab*tch* 0.25 0.5 0.083
*lab*nch* 0.5 0.5 0.083
***relative* Natural Colour (NC)**
*lab*lrj* 0.204 0.496 0.06
*lab*tce* 0.25 0.5 0.019
*lab*ncE* 0.5 0.5 r07j

***relative* Inform. Technology (IT)**
*olvi3** 0.0 0.0 0.0 (1.0)
*cmyn3** 1.0 1.0 1.0 (0.0)
*olvi4** 1.0 1.0 1.0 0.0
*cmyn4** 0.0 0.0 0.0 1.0
***standard* and *adapted* CIELAB**
*LAB*LAB* 18.02 0.5 −0.46
*LAB*LABa* 18.02 0.0 0.0
*LAB*TCHa* 0.01 0.01 –
relative* CIELAB *lab*
*lab*lab* 0.0 0.0 0.0
*lab*tch* 0.0 0.0 –
*lab*nch* 1.0 0.0 –
***relative* Natural Colour (NC)**
*lab*lrj* 0.0 0.0 0.0
*lab*tce* 0.0 0.0 –
*lab*ncE* 1.0 0.0 –

$n^* = 0{,}00$
Schwarzheit n^*
0,25 0,50 $n^* = 0{,}50$ 0,75 1,00
relative Buntheit c^*
$n^* = 1{,}0$

UG140−7, 3 stufige Reihen für konstanten CIELAB Buntton 30/360 = 0.083 (links)

3 stufige Reihen für konstanten CIELAB Buntton 30/360 = 0.083 (rechts)

Siehe ähnliche Dateien: http://www.ps.bam.de/UG14/
Technische Information: http://www.ps.bam.de Version 2.1, io=0,0

BAM-Registrierung: 20060101-UG14/10L/L14G00NP.PS/.PDF BAM-Material: Code=rha4ta
Anwendung für Beurteilung und Messung von Drucker− oder Monitorsystemen
/UG14/ Form: 1/10. Serie: 1/1, Seite: 1 Seitenz hlung 1

BAM-Prüfvorlage UG14; Farbmetrik-Systeme MRS18 & MRS18
D65: 2 Koordinaten-Daten von 3stufigen Farbreihen für 10 Buntton

Input: *cmy0* setcmykcolor*
Output: *no change compared to input*

Eingabe: Farbmetrisches Reflexions-System MRS18
für Buntton *h = lab*h = 94/360 = 0.261***
lab*tch* und *lab*nch

D65: Buntton J
LCH*Ma: 91 89 94
olv*Ma: 1.0 1.0 0.0

Dreiecks-Helligkeit *t**

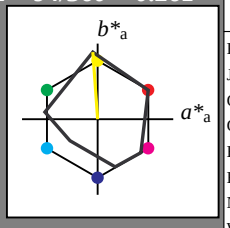

%Umfang
u^*_{rel} = 91
%Regularität
$g^*_{H,rel}$ = 41
$g^*_{C,rel}$ = 92

MRS18; adaptierte CIELAB-Daten

	$L^*=L^*_a$	a^*_a	b^*_a	$C^*_{ab,a}$	$h^*_{ab,a}$
R_{Ma}	49.63	66.96	38.37	77.18	30
J_{Ma}	90.7	−6.36	88.75	88.98	94
G_{Ma}	52.11	−69.73	9.44	70.37	172
$G50B_{Ma}$	45.03	−36.57	−28.47	46.36	218
B_{Ma}	36.65	23.19	−63.05	67.18	290
$B50R_{Ma}$	34.94	57.17	−44.26	72.31	322
N_{Ma}	18.01	0.0	0.0	0.0	0
W_{Ma}	95.41	0.0	0.0	0.0	0
R_{CIE}	39.92	58.66	26.98	64.56	25
J_{CIE}	81.26	−2.17	67.76	67.79	92
G_{CIE}	52.23	−42.26	11.75	43.87	164
B_{CIE}	30.57	1.15	−46.84	46.87	271

***relative* Inform. Technology (IT)**
*olvi3** 1.0 1.0 1.0 (1.0)
*cmyn3** 0.0 0.0 0.0 (0.0)
*olvi4** 1.0 1.0 1.0 1.0
*cmyn4** 0.0 0.0 0.0 0.0
***standard* and *adapted* CIELAB**
*LAB*LAB* 95.41 −0.97 4.75
*LAB*LABa* 95.41 0.0 0.0
*LAB*TCHa* 99.99 0.01 –
relative* CIELAB *lab*
*lab*lab* 1.0 0.0 0.0
*lab*tch* 1.0 0.0 –
*lab*nch* 0.0 0.0 –
***relative* Natural Colour (NC)**
*lab*lrj* 1.0 0.0 0.0
*lab*tce* 1.0 0.0 –
*lab*ncE* 0.0 0.0 –

***relative* Inform. Technology (IT)**
*olvi3** 1.0 1.0 0.5 (1.0)
*cmyn3** 0.0 0.0 0.5 (0.0)
*olvi4** 1.0 1.0 0.5 1.0
*cmyn4** 0.0 0.0 0.5 0.0
***standard* and *adapted* CIELAB**
*LAB*LAB* 93.05 −4.11 48.97
*LAB*LABa* 93.05 −3.17 44.37
*LAB*TCHa* 75.0 44.48 94.1
relative* CIELAB *lab*
*lab*lab* 0.969 −0.035 0.499
*lab*tch* 0.75 0.5 0.261
*lab*nch* 0.0 0.5 0.261
***relative* Natural Colour (NC)**
*lab*lrj* 0.969 −0.023 0.499
*lab*tce* 0.75 0.5 0.258
*lab*ncE* 0.0 0.5 j03g

***relative* Inform. Technology (IT)**
*olvi3** 1.0 1.0 0.0 (1.0)
*cmyn3** 0.0 0.0 1.0 (0.0)
*olvi4** 1.0 1.0 0.0 1.0
*cmyn4** 0.0 0.0 1.0 0.0
***standard* and *adapted* CIELAB**
*LAB*LAB* 90.69 −7.25 93.17
*LAB*LABa* 90.69 −6.36 88.73
*LAB*TCHa* 50.0 88.96 94.1
relative* CIELAB *lab*
*lab*lab* 0.939 −0.071 0.997
*lab*tch* 0.5 1.0 0.261
*lab*nch* 0.0 1.0 0.261
***relative* Natural Colour (NC)**
*lab*lrj* 0.939 −0.048 0.999
*lab*tce* 0.5 1.0 0.258
*lab*ncE* 0.0 1.0 j03g

***relative* Inform. Technology (IT)**
*olvi3** 0.5 0.5 0.5 (1.0)
*cmyn3** 0.5 0.5 0.5 (0.0)
*olvi4** 1.0 1.0 0.0 0.5
*cmyn4** 0.0 0.0 0.0 0.5
***standard* and *adapted* CIELAB**
*LAB*LAB* 56.71 −0.23 2.14
*LAB*LABa* 56.71 0.0 0.0
*LAB*TCHa* 50.0 0.01 –
relative* CIELAB *lab*
*lab*lab* 0.5 0.0 0.0
*lab*tch* 0.5 0.0 –
*lab*nch* 0.5 0.0 –
***relative* Natural Colour (NC)**
*lab*lrj* 0.5 0.0 0.0
*lab*tce* 0.5 0.0 –
*lab*ncE* 0.5 0.0 –

***relative* Inform. Technology (IT)**
*olvi3** 0.5 0.5 0.0 (1.0)
*cmyn3** 0.5 0.5 1.0 (0.0)
*olvi4** 1.0 1.0 0.5 0.5
*cmyn4** 0.0 0.0 0.5 0.5
***standard* and *adapted* CIELAB**
*LAB*LAB* 54.35 −3.37 46.36
*LAB*LABa* 54.35 −3.17 44.37
*LAB*TCHa* 25.01 44.48 94.1
relative* CIELAB *lab*
*lab*lab* 0.47 −0.035 0.499
*lab*tch* 0.25 0.5 0.261
*lab*nch* 0.5 0.5 0.261
***relative* Natural Colour (NC)**
*lab*lrj* 0.47 −0.023 0.499
*lab*tce* 0.25 0.5 0.258
*lab*ncE* 0.5 0.5 j03g

***relative* Inform. Technology (IT)**
*olvi3** 0.0 0.0 0.0 (1.0)
*cmyn3** 1.0 1.0 1.0 (0.0)
*olvi4** 1.0 1.0 1.0 0.0
*cmyn4** 0.0 0.0 0.0 1.0
***standard* and *adapted* CIELAB**
*LAB*LAB* 18.02 0.5 −0.46
*LAB*LABa* 18.02 0.0 0.0
*LAB*TCHa* 0.01 0.01 –
relative* CIELAB *lab*
*lab*lab* 0.0 0.0 0.0
*lab*tch* 0.0 0.0 –
*lab*nch* 1.0 0.0 –
***relative* Natural Colour (NC)**
*lab*lrj* 0.0 0.0 0.0
*lab*tce* 0.0 0.0 –
*lab*ncE* 1.0 0.0 –

*n** = 0,00
Schwarzheit *n**
0,25 0,50 *n** = 0,50 0,75 1,00
relative Buntheit *c**
*n** = 1,0

Ausgabe: Farbmetrisches Reflexions-System MRS18
für Buntton *h = lab*h = 94/360 = 0.261***
lab*tch* und *lab*nch

D65: Buntton J
LCH*Ma: 91 89 94
olv*Ma: 1.0 1.0 0.0

Dreiecks-Helligkeit *t**

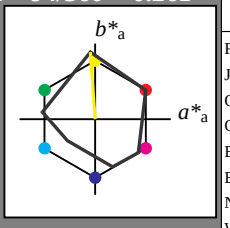

%Umfang
u^*_{rel} = 91
%Regularität
$g^*_{H,rel}$ = 41
$g^*_{C,rel}$ = 92

MRS18; adaptierte CIELAB-Daten

	$L^*=L^*_a$	a^*_a	b^*_a	$C^*_{ab,a}$	$h^*_{ab,a}$
R_{Ma}	49.63	66.96	38.37	77.18	30
J_{Ma}	90.7	−6.36	88.75	88.98	94
G_{Ma}	52.11	−69.73	9.44	70.37	172
$G50B_{Ma}$	45.03	−36.57	−28.47	46.36	218
B_{Ma}	36.65	23.19	−63.05	67.18	290
$B50R_{Ma}$	34.94	57.17	−44.26	72.31	322
N_{Ma}	18.01	0.0	0.0	0.0	0
W_{Ma}	95.41	0.0	0.0	0.0	0
R_{CIE}	39.92	58.66	26.98	64.56	25
J_{CIE}	81.26	−2.17	67.76	67.79	92
G_{CIE}	52.23	−42.26	11.75	43.87	164
B_{CIE}	30.57	1.15	−46.84	46.87	271

***relative* Inform. Technology (IT)**
*olvi3** 1.0 1.0 1.0 (1.0)
*cmyn3** 0.0 0.0 0.0 (0.0)
*olvi4** 1.0 1.0 1.0 1.0
*cmyn4** 0.0 0.0 0.0 0.0
***standard* and *adapted* CIELAB**
*LAB*LAB* 95.41 −0.97 4.75
*LAB*LABa* 95.41 0.0 0.0
*LAB*TCHa* 99.99 0.01 –
relative* CIELAB *lab*
*lab*lab* 1.0 0.0 0.0
*lab*tch* 1.0 0.0 –
*lab*nch* 0.0 0.0 –
***relative* Natural Colour (NC)**
*lab*lrj* 1.0 0.0 0.0
*lab*tce* 1.0 0.0 –
*lab*ncE* 0.0 0.0 –

***relative* Inform. Technology (IT)**
*olvi3** 1.0 1.0 0.5 (1.0)
*cmyn3** 0.0 0.0 0.5 (0.0)
*olvi4** 1.0 1.0 0.5 1.0
*cmyn4** 0.0 0.0 0.5 0.0
***standard* and *adapted* CIELAB**
*LAB*LAB* 93.05 −4.11 48.97
*LAB*LABa* 93.05 −3.17 44.37
*LAB*TCHa* 75.0 44.48 94.1
relative* CIELAB *lab*
*lab*lab* 0.969 −0.035 0.499
*lab*tch* 0.75 0.5 0.261
*lab*nch* 0.0 0.5 0.261
***relative* Natural Colour (NC)**
*lab*lrj* 0.969 −0.023 0.499
*lab*tce* 0.75 0.5 0.258
*lab*ncE* 0.0 0.5 j03g

***relative* Inform. Technology (IT)**
*olvi3** 1.0 1.0 0.0 (1.0)
*cmyn3** 0.0 0.0 1.0 (0.0)
*olvi4** 1.0 1.0 0.0 1.0
*cmyn4** 0.0 0.0 1.0 0.0
***standard* and *adapted* CIELAB**
*LAB*LAB* 90.69 −7.25 93.17
*LAB*LABa* 90.69 −6.36 88.73
*LAB*TCHa* 50.0 88.96 94.1
relative* CIELAB *lab*
*lab*lab* 0.939 −0.071 0.997
*lab*tch* 0.5 1.0 0.261
*lab*nch* 0.0 1.0 0.261
***relative* Natural Colour (NC)**
*lab*lrj* 0.939 −0.048 0.999
*lab*tce* 0.5 1.0 0.258
*lab*ncE* 0.0 1.0 j03g

***relative* Inform. Technology (IT)**
*olvi3** 0.5 0.5 0.5 (1.0)
*cmyn3** 0.5 0.5 0.5 (0.0)
*olvi4** 1.0 1.0 0.0 0.5
*cmyn4** 0.0 0.0 0.0 0.5
***standard* and *adapted* CIELAB**
*LAB*LAB* 56.71 −0.23 2.14
*LAB*LABa* 56.71 0.0 0.0
*LAB*TCHa* 50.0 0.01 –
relative* CIELAB *lab*
*lab*lab* 0.5 0.0 0.0
*lab*tch* 0.5 0.0 –
*lab*nch* 0.5 0.0 –
***relative* Natural Colour (NC)**
*lab*lrj* 0.5 0.0 0.0
*lab*tce* 0.5 0.0 –
*lab*ncE* 0.5 0.0 –

***relative* Inform. Technology (IT)**
*olvi3** 0.5 0.5 0.0 (1.0)
*cmyn3** 0.5 0.5 1.0 (0.0)
*olvi4** 1.0 1.0 0.5 0.5
*cmyn4** 0.0 0.0 0.5 0.5
***standard* and *adapted* CIELAB**
*LAB*LAB* 54.35 −3.37 46.36
*LAB*LABa* 54.35 −3.17 44.37
*LAB*TCHa* 25.01 44.48 94.1
relative* CIELAB *lab*
*lab*lab* 0.47 −0.035 0.499
*lab*tch* 0.25 0.5 0.261
*lab*nch* 0.5 0.5 0.261
***relative* Natural Colour (NC)**
*lab*lrj* 0.47 −0.023 0.499
*lab*tce* 0.25 0.5 0.258
*lab*ncE* 0.5 0.5 j03g

***relative* Inform. Technology (IT)**
*olvi3** 0.0 0.0 0.0 (1.0)
*cmyn3** 1.0 1.0 1.0 (0.0)
*olvi4** 1.0 1.0 1.0 0.0
*cmyn4** 0.0 0.0 0.0 1.0
***standard* and *adapted* CIELAB**
*LAB*LAB* 18.02 0.5 −0.46
*LAB*LABa* 18.02 0.0 0.0
*LAB*TCHa* 0.01 0.01 –
relative* CIELAB *lab*
*lab*lab* 0.0 0.0 0.0
*lab*tch* 0.0 0.0 –
*lab*nch* 1.0 0.0 –
***relative* Natural Colour (NC)**
*lab*lrj* 0.0 0.0 0.0
*lab*tce* 0.0 0.0 –
*lab*ncE* 1.0 0.0 –

*n** = 0,00
Schwarzheit *n**
0,25 0,50 *n** = 0,50 0,75 1,00
relative Buntheit *c**
*n** = 1,0

UG140−7, 3 stufige Reihen für konstanten CIELAB Buntton 94/360 = 0.261 (links)
3 stufige Reihen für konstanten CIELAB Buntton 94/360 = 0.261 (rechts)

BAM-Prüfvorlage UG14; Farbmetrik-Systeme MRS18 & MRS18
D65: 2 Koordinaten-Daten von 3stufigen Farbreihen für 10 Buntton
Input: *cmy0* setcmykcolor*
Output: *no change compared to input*

Siehe ähnliche Dateien: http://www.ps.bam.de/UG14/
Technische Information: http://www.ps.bam.de Version 2.1, io=0,0

BAM-Registrierung: 20060101-UG14/10L/L14G01NP.PS/.PDF BAM-Material: Code=rha4ta
Anwendung für Beurteilung und Messung von Drucker− oder Monitorsystemen
/UG14/ Form: 2/10. Serie: 1/1, Seite: 2 Seitenz hlung 2

Eingabe: Farbmetrisches Reflexions-System MRS18
für Buntton *h = lab*h = 172/360 = 0.479***
lab*tch* und *lab*nch

D65: Buntton G
LCH*Ma: 52 70 172
olv*Ma: 0.0 1.0 0.0

Dreiecks-Helligkeit *t**

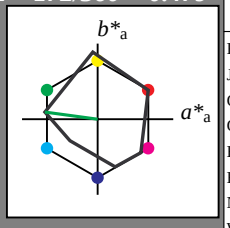

MRS18; adaptierte CIELAB-Daten

	$L^*=L^*_a$	a^*_a	b^*_a	$C^*_{ab,a}$	$h^*_{ab,a}$
R_{Ma}	49.63	66.96	38.37	77.18	30
J_{Ma}	90.7	−6.36	88.75	88.98	94
G_{Ma}	52.11	−69.73	9.44	70.37	172
$G50B_{Ma}$	45.03	−36.57	−28.47	46.36	218
B_{Ma}	36.65	23.19	−63.05	67.18	290
$B50R_{Ma}$	34.94	57.17	−44.26	72.31	322
N_{Ma}	18.01	0.0	0.0	0.0	0
W_{Ma}	95.41	0.0	0.0	0.0	0
R_{CIE}	39.92	58.66	26.98	64.56	25
J_{CIE}	81.26	−2.17	67.76	67.79	92
G_{CIE}	52.23	−42.26	11.75	43.87	164
B_{CIE}	30.57	1.15	−46.84	46.87	271

%Umfang
u^*_{rel} = 91
%Regularität
$g^*_{H,rel}$ = 41
$g^*_{C,rel}$ = 52

***relative* Inform. Technology (IT)**

*olvi3**	1.0	1.0	1.0	(1.0)
*cmyn3**	0.0	0.0	0.0	(0.0)
*olvi4**	1.0	1.0	1.0	1.0
*cmyn4**	0.0	0.0	0.0	0.0

***standard* and *adapted* CIELAB**

*LAB*LAB*	95.41	−0.97	4.75
*LAB*LABa*	95.41	0.0	0.0
*LAB*TCHa*	99.99	0.01	–

relative* CIELAB *lab*

*lab*lab*	1.0	0.0	0.0
*lab*tch*	1.0	0.0	–
*lab*nch*	0.0	0.0	–

***relative* Natural Colour (NC)**

*lab*lrj*	1.0	0.0	0.0
*lab*tce*	1.0	0.0	–
*lab*ncE*	0.0	0.0	–

***relative* Inform. Technology (IT)**

*olvi3**	0.5	1.0	0.5	(1.0)
*cmyn3**	0.5	0.0	0.5	(0.0)
*olvi4**	0.5	1.0	0.5	1.0
*cmyn4**	0.5	0.0	0.5	0.0

***standard* and *adapted* CIELAB**

*LAB*LAB*	73.75	−35.42	8.02
*LAB*LABa*	73.75	−34.85	4.72
*LAB*TCHa*	75.0	35.18	172.29

relative* CIELAB *lab*

*lab*lab*	0.72	−0.494	0.067
*lab*tch*	0.75	0.5	0.479
*lab*nch*	0.0	0.5	0.479

***relative* Natural Colour (NC)**

*lab*lrj*	0.72	−0.496	−0.056
*lab*tce*	0.75	0.5	0.518
*lab*ncE*	0.0	0.5	g07b

***relative* Inform. Technology (IT)**

*olvi3**	0.0	1.0	0.0	(1.0)
*cmyn3**	1.0	0.0	1.0	(0.0)
*olvi4**	0.0	1.0	0.0	1.0
*cmyn4**	1.0	0.0	1.0	0.0

***standard* and *adapted* CIELAB**

*LAB*LAB*	52.11	−69.86	11.28
*LAB*LABa*	52.11	−69.71	9.44
*LAB*TCHa*	50.0	70.36	172.29

relative* CIELAB *lab*

*lab*lab*	0.441	−0.99	0.134
*lab*tch*	0.5	1.0	0.479
*lab*nch*	0.0	1.0	0.479

***relative* Natural Colour (NC)**

*lab*lrj*	0.441	−0.992	−0.114
*lab*tce*	0.5	1.0	0.518
*lab*ncE*	0.0	1.0	g07b

***relative* Inform. Technology (IT)**

*olvi3**	0.5	0.5	0.5	(1.0)
*cmyn3**	0.5	0.5	0.5	(0.0)
*olvi4**	1.0	1.0	1.0	0.5
*cmyn4**	0.0	0.0	0.0	0.5

***standard* and *adapted* CIELAB**

*LAB*LAB*	56.71	−0.23	2.14
*LAB*LABa*	56.71	0.0	0.0
*LAB*TCHa*	50.0	0.01	–

relative* CIELAB *lab*

*lab*lab*	0.5	0.0	0.0
*lab*tch*	0.5	0.0	–
*lab*nch*	0.5	0.0	–

***relative* Natural Colour (NC)**

*lab*lrj*	0.5	0.0	0.0
*lab*tce*	0.5	0.0	–
*lab*ncE*	0.5	0.0	–

***relative* Inform. Technology (IT)**

*olvi3**	0.0	0.5	0.0	(1.0)
*cmyn3**	1.0	0.5	1.0	(0.0)
*olvi4**	0.5	1.0	0.5	0.5
*cmyn4**	0.5	0.0	0.5	0.5

***standard* and *adapted* CIELAB**

*LAB*LAB*	35.06	−34.67	5.41
*LAB*LABa*	35.06	−34.85	4.72
*LAB*TCHa*	25.01	35.18	172.29

relative* CIELAB *lab*

*lab*lab*	0.22	−0.494	0.067
*lab*tch*	0.25	0.5	0.479
*lab*nch*	0.5	0.5	0.479

***relative* Natural Colour (NC)**

*lab*lrj*	0.22	−0.496	−0.056
*lab*tce*	0.25	0.5	0.518
*lab*ncE*	0.5	0.5	g07b

***relative* Inform. Technology (IT)**

*olvi3**	0.0	0.0	0.0	(1.0)
*cmyn3**	1.0	1.0	1.0	(0.0)
*olvi4**	1.0	1.0	1.0	0.0
*cmyn4**	0.0	0.0	0.0	1.0

***standard* and *adapted* CIELAB**

*LAB*LAB*	18.02	0.5	−0.46
*LAB*LABa*	18.02	0.0	0.0
*LAB*TCHa*	0.01	0.01	–

relative* CIELAB *lab*

*lab*lab*	0.0	0.0	0.0
*lab*tch*	0.0	0.0	–
*lab*nch*	1.0	0.0	–

***relative* Natural Colour (NC)**

*lab*lrj*	0.0	0.0	0.0
*lab*tce*	0.0	0.0	–
*lab*ncE*	1.0	0.0	–

*n** = 0,00

Schwarzheit *n**

0,25 0,50 *n** = 0,50 0,75 1,00

relative Buntheit *c**

*n** = 1,0

Ausgabe: Farbmetrisches Reflexions-System MRS18
für Buntton *h = lab*h = 172/360 = 0.479***
lab*tch* und *lab*nch

D65: Buntton G
LCH*Ma: 52 70 172
olv*Ma: 0.0 1.0 0.0

Dreiecks-Helligkeit *t**

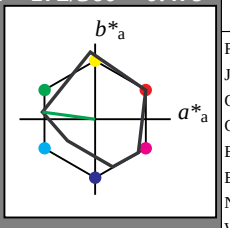

MRS18; adaptierte CIELAB-Daten

	$L^*=L^*_a$	a^*_a	b^*_a	$C^*_{ab,a}$	$h^*_{ab,a}$
R_{Ma}	49.63	66.96	38.37	77.18	30
J_{Ma}	90.7	−6.36	88.75	88.98	94
G_{Ma}	52.11	−69.73	9.44	70.37	172
$G50B_{Ma}$	45.03	−36.57	−28.47	46.36	218
B_{Ma}	36.65	23.19	−63.05	67.18	290
$B50R_{Ma}$	34.94	57.17	−44.26	72.31	322
N_{Ma}	18.01	0.0	0.0	0.0	0
W_{Ma}	95.41	0.0	0.0	0.0	0
R_{CIE}	39.92	58.66	26.98	64.56	25
J_{CIE}	81.26	−2.17	67.76	67.79	92
G_{CIE}	52.23	−42.26	11.75	43.87	164
B_{CIE}	30.57	1.15	−46.84	46.87	271

%Umfang
u^*_{rel} = 91
%Regularität
$g^*_{H,rel}$ = 41
$g^*_{C,rel}$ = 52

***relative* Inform. Technology (IT)**

*olvi3**	1.0	1.0	1.0	(1.0)
*cmyn3**	0.0	0.0	0.0	(0.0)
*olvi4**	1.0	1.0	1.0	1.0
*cmyn4**	0.0	0.0	0.0	0.0

***standard* and *adapted* CIELAB**

*LAB*LAB*	95.41	−0.97	4.75
*LAB*LABa*	95.41	0.0	0.0
*LAB*TCHa*	99.99	0.01	–

relative* CIELAB *lab*

*lab*lab*	1.0	0.0	0.0
*lab*tch*	1.0	0.0	–
*lab*nch*	0.0	0.0	–

***relative* Natural Colour (NC)**

*lab*lrj*	1.0	0.0	0.0
*lab*tce*	1.0	0.0	–
*lab*ncE*	0.0	0.0	–

***relative* Inform. Technology (IT)**

*olvi3**	0.5	1.0	0.5	(1.0)
*cmyn3**	0.5	0.0	0.5	(0.0)
*olvi4**	0.5	1.0	0.5	1.0
*cmyn4**	0.5	0.0	0.5	0.0

***standard* and *adapted* CIELAB**

*LAB*LAB*	73.75	−35.42	8.02
*LAB*LABa*	73.75	−34.85	4.72
*LAB*TCHa*	75.0	35.18	172.29

relative* CIELAB *lab*

*lab*lab*	0.72	−0.494	0.067
*lab*tch*	0.75	0.5	0.479
*lab*nch*	0.0	0.5	0.479

***relative* Natural Colour (NC)**

*lab*lrj*	0.72	−0.496	−0.056
*lab*tce*	0.75	0.5	0.518
*lab*ncE*	0.0	0.5	g07b

***relative* Inform. Technology (IT)**

*olvi3**	0.0	1.0	0.0	(1.0)
*cmyn3**	1.0	0.0	1.0	(0.0)
*olvi4**	0.0	1.0	0.0	1.0
*cmyn4**	1.0	0.0	1.0	0.0

***standard* and *adapted* CIELAB**

*LAB*LAB*	52.11	−69.86	11.28
*LAB*LABa*	52.11	−69.71	9.44
*LAB*TCHa*	50.0	70.36	172.29

relative* CIELAB *lab*

*lab*lab*	0.441	−0.99	0.134
*lab*tch*	0.5	1.0	0.479
*lab*nch*	0.0	1.0	0.479

***relative* Natural Colour (NC)**

*lab*lrj*	0.441	−0.992	−0.114
*lab*tce*	0.5	1.0	0.518
*lab*ncE*	0.0	1.0	g07b

***relative* Inform. Technology (IT)**

*olvi3**	0.5	0.5	0.5	(1.0)
*cmyn3**	0.5	0.5	0.5	(0.0)
*olvi4**	1.0	1.0	1.0	0.5
*cmyn4**	0.0	0.0	0.0	0.5

***standard* and *adapted* CIELAB**

*LAB*LAB*	56.71	−0.23	2.14
*LAB*LABa*	56.71	0.0	0.0
*LAB*TCHa*	50.0	0.01	–

relative* CIELAB *lab*

*lab*lab*	0.5	0.0	0.0
*lab*tch*	0.5	0.0	–
*lab*nch*	0.5	0.0	–

***relative* Natural Colour (NC)**

*lab*lrj*	0.5	0.0	0.0
*lab*tce*	0.5	0.0	–
*lab*ncE*	0.5	0.0	–

***relative* Inform. Technology (IT)**

*olvi3**	0.0	0.5	0.0	(1.0)
*cmyn3**	1.0	0.5	1.0	(0.0)
*olvi4**	0.5	1.0	0.5	0.5
*cmyn4**	0.5	0.0	0.5	0.5

***standard* and *adapted* CIELAB**

*LAB*LAB*	35.06	−34.67	5.41
*LAB*LABa*	35.06	−34.85	4.72
*LAB*TCHa*	25.01	35.18	172.29

relative* CIELAB *lab*

*lab*lab*	0.22	−0.494	0.067
*lab*tch*	0.25	0.5	0.479
*lab*nch*	0.5	0.5	0.479

***relative* Natural Colour (NC)**

*lab*lrj*	0.22	−0.496	−0.056
*lab*tce*	0.25	0.5	0.518
*lab*ncE*	0.5	0.5	g07b

***relative* Inform. Technology (IT)**

*olvi3**	0.0	0.0	0.0	(1.0)
*cmyn3**	1.0	1.0	1.0	(0.0)
*olvi4**	1.0	1.0	1.0	0.0
*cmyn4**	0.0	0.0	0.0	1.0

***standard* and *adapted* CIELAB**

*LAB*LAB*	18.02	0.5	−0.46
*LAB*LABa*	18.02	0.0	0.0
*LAB*TCHa*	0.01	0.01	–

relative* CIELAB *lab*

*lab*lab*	0.0	0.0	0.0
*lab*tch*	0.0	0.0	–
*lab*nch*	1.0	0.0	–

***relative* Natural Colour (NC)**

*lab*lrj*	0.0	0.0	0.0
*lab*tce*	0.0	0.0	–
*lab*ncE*	1.0	0.0	–

*n** = 0,00

Schwarzheit *n**

0,25 0,50 *n** = 0,50 0,75 1,00

relative Buntheit *c**

*n** = 1,0

UG140−7, 3 stufige Reihen für konstanten CIELAB Buntton 172/360 = 0.479 (links)

3 stufige Reihen für konstanten CIELAB Buntton 172/360 = 0.479 (rechts)

Siehe ähnliche Dateien: http://www.ps.bam.de/UG14/
Technische Information: http://www.ps.bam.de Version 2.1, io=0,0

BAM-Registrierung: 20060101-UG14/10L/L14G02NP.PS/.PDF BAM-Material: Code=rha4ta
Anwendung für Beurteilung und Messung von Drucker− oder Monitorsystemen
/UG14/ Form: 3/10. Serie: 1/1, Seite: 3 Seitenz hlung 3

Eingabe: Farbmetrisches Reflexions-System MRS18
für Buntton *h = lab*h = 218/360 = 0.605***
lab*tch* und *lab*nch

D65: Buntton G50B
LCH*Ma: 45 46 218
olv*Ma: 0.0 1.0 1.0

Dreiecks-Helligkeit *t**

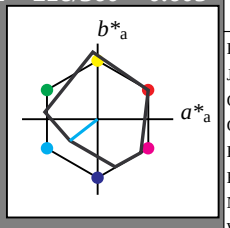

MRS18; adaptierte CIELAB-Daten

	$L^*=L^*_a$	a^*_a	b^*_a	$C^*_{ab,a}$	$h^*_{ab,a}$
R_{Ma}	49.63	66.96	38.37	77.18	30
J_{Ma}	90.7	−6.36	88.75	88.98	94
G_{Ma}	52.11	−69.73	9.44	70.37	172
$G50B_{Ma}$	45.03	−36.57	−28.47	46.36	218
B_{Ma}	36.65	23.19	−63.05	67.18	290
$B50R_{Ma}$	34.94	57.17	−44.26	72.31	322
N_{Ma}	18.01	0.0	0.0	0.0	0
W_{Ma}	95.41	0.0	0.0	0.0	0
R_{CIE}	39.92	58.66	26.98	64.56	25
J_{CIE}	81.26	−2.17	67.76	67.79	92
G_{CIE}	52.23	−42.26	11.75	43.87	164
B_{CIE}	30.57	1.15	−46.84	46.87	271

%Umfang
u^*_{rel} = 91
%Regularität
$g^*_{H,rel}$ = 41
$g^*_{C,rel}$ = 52

***relative* Inform. Technology (IT)**
*olvi3** 1.0 1.0 1.0 (1.0)
*cmyn3** 0.0 0.0 0.0 (0.0)
*olvi4** 1.0 1.0 1.0 1.0
*cmyn4** 0.0 0.0 0.0 0.0
***standard* and *adapted* CIELAB**
*LAB*LAB* 95.41 −0.97 4.75
*LAB*LABa* 95.41 0.0 0.0
*LAB*TCHa* 99.99 0.01 –
relative* CIELAB *lab*
*lab*lab* 1.0 0.0 0.0
*lab*tch* 1.0 0.0 –
*lab*nch* 0.0 0.0 –
***relative* Natural Colour (NC)**
*lab*lrj* 1.0 0.0 0.0
*lab*tce* 1.0 0.0 –
*lab*ncE* 0.0 0.0 –

***relative* Inform. Technology (IT)**
*olvi3** 0.5 1.0 1.0 (1.0)
*cmyn3** 0.5 0.0 0.0 (0.0)
*olvi4** 0.5 1.0 1.0 1.0
*cmyn4** 0.5 0.0 0.0 0.0
***standard* and *adapted* CIELAB**
*LAB*LAB* 70.21 −18.77 −11.17
*LAB*LABa* 70.21 −18.27 −14.23
*LAB*TCHa* 75.0 23.17 217.91
relative* CIELAB *lab*
*lab*lab* 0.674 −0.393 −0.306
*lab*tch* 0.75 0.5 0.605
*lab*nch* 0.0 0.5 0.605
***relative* Natural Colour (NC)**
*lab*lrj* 0.674 −0.353 −0.352
*lab*tce* 0.75 0.5 0.625
*lab*ncE* 0.0 0.5 g49b

***relative* Inform. Technology (IT)**
*olvi3** 0.5 0.5 0.5 (1.0)
*cmyn3** 0.5 0.5 0.5 (0.0)
*olvi4** 1.0 1.0 1.0 0.5
*cmyn4** 0.0 0.0 0.0 0.5
***standard* and *adapted* CIELAB**
*LAB*LAB* 56.71 −0.23 2.14
*LAB*LABa* 56.71 0.0 0.0
*LAB*TCHa* 50.0 0.01 –
relative* CIELAB *lab*
*lab*lab* 0.5 0.0 0.0
*lab*tch* 0.5 0.0 –
*lab*nch* 0.5 0.0 –
***relative* Natural Colour (NC)**
*lab*lrj* 0.5 0.0 0.0
*lab*tce* 0.5 0.0 –
*lab*ncE* 0.5 0.0 –

***relative* Inform. Technology (IT)**
*olvi3** 0.0 0.5 0.5 (1.0)
*cmyn3** 1.0 0.5 0.5 (0.0)
*olvi4** 0.5 1.0 1.0 0.5
*cmyn4** 0.5 0.0 0.0 0.5
***standard* and *adapted* CIELAB**
*LAB*LAB* 31.52 −18.03 −13.78
*LAB*LABa* 31.52 −18.27 −14.23
*LAB*TCHa* 25.01 23.17 217.91
relative* CIELAB *lab*
*lab*lab* 0.175 −0.393 −0.306
*lab*tch* 0.25 0.5 0.605
*lab*nch* 0.5 0.5 0.605
***relative* Natural Colour (NC)**
*lab*lrj* 0.175 −0.353 −0.352
*lab*tce* 0.25 0.5 0.625
*lab*ncE* 0.5 0.5 g49b

***relative* Inform. Technology (IT)**
*olvi3** 0.0 1.0 1.0 (1.0)
*cmyn3** 1.0 0.0 0.0 (0.0)
*olvi4** 0.0 1.0 1.0 1.0
*cmyn4** 1.0 0.0 0.0 0.0
***standard* and *adapted* CIELAB**
*LAB*LAB* 45.03 −36.57 −27.11
*LAB*LABa* 45.03 −36.56 −28.47
*LAB*TCHa* 50.0 46.35 217.91
relative* CIELAB *lab*
*lab*lab* 0.349 −0.788 −0.613
*lab*tch* 0.5 1.0 0.605
*lab*nch* 0.0 1.0 0.605
***relative* Natural Colour (NC)**
*lab*lrj* 0.349 −0.706 −0.706
*lab*tce* 0.5 1.0 0.625
*lab*ncE* 0.0 1.0 g49b

***relative* Inform. Technology (IT)**
*olvi3** 0.0 0.0 0.0 (1.0)
*cmyn3** 1.0 1.0 1.0 (0.0)
*olvi4** 1.0 1.0 1.0 0.0
*cmyn4** 0.0 0.0 0.0 1.0
***standard* and *adapted* CIELAB**
*LAB*LAB* 18.02 0.5 −0.46
*LAB*LABa* 18.02 0.0 0.0
*LAB*TCHa* 0.01 0.01 –
relative* CIELAB *lab*
*lab*lab* 0.0 0.0 0.0
*lab*tch* 0.0 0.0 –
*lab*nch* 1.0 0.0 –
***relative* Natural Colour (NC)**
*lab*lrj* 0.0 0.0 0.0
*lab*tce* 0.0 0.0 –
*lab*ncE* 1.0 0.0 –

*n** = 0,00
Schwarzheit *n**
0,25 0,50 *n** = 0,50 0,75 1,00
relative Buntheit *c**
*n** = 1,0

UG140−7, 3 stufige Reihen für konstanten CIELAB Buntton 218/360 = 0.605 (links)

Ausgabe: Farbmetrisches Reflexions-System MRS18
für Buntton *h = lab*h = 218/360 = 0.605***
lab*tch* und *lab*nch

D65: Buntton G50B
LCH*Ma: 45 46 218
olv*Ma: 0.0 1.0 1.0

Dreiecks-Helligkeit *t**

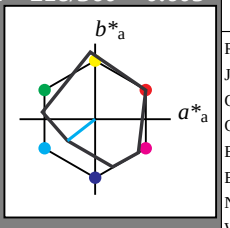

MRS18; adaptierte CIELAB-Daten

	$L^*=L^*_a$	a^*_a	b^*_a	$C^*_{ab,a}$	$h^*_{ab,a}$
R_{Ma}	49.63	66.96	38.37	77.18	30
J_{Ma}	90.7	−6.36	88.75	88.98	94
G_{Ma}	52.11	−69.73	9.44	70.37	172
$G50B_{Ma}$	45.03	−36.57	−28.47	46.36	218
B_{Ma}	36.65	23.19	−63.05	67.18	290
$B50R_{Ma}$	34.94	57.17	−44.26	72.31	322
N_{Ma}	18.01	0.0	0.0	0.0	0
W_{Ma}	95.41	0.0	0.0	0.0	0
R_{CIE}	39.92	58.66	26.98	64.56	25
J_{CIE}	81.26	−2.17	67.76	67.79	92
G_{CIE}	52.23	−42.26	11.75	43.87	164
B_{CIE}	30.57	1.15	−46.84	46.87	271

%Umfang
u^*_{rel} = 91
%Regularität
$g^*_{H,rel}$ = 41
$g^*_{C,rel}$ = 52

***relative* Inform. Technology (IT)**
*olvi3** 1.0 1.0 1.0 (1.0)
*cmyn3** 0.0 0.0 0.0 (0.0)
*olvi4** 1.0 1.0 1.0 1.0
*cmyn4** 0.0 0.0 0.0 0.0
***standard* and *adapted* CIELAB**
*LAB*LAB* 95.41 −0.97 4.75
*LAB*LABa* 95.41 0.0 0.0
*LAB*TCHa* 99.99 0.01 –
relative* CIELAB *lab*
*lab*lab* 1.0 0.0 0.0
*lab*tch* 1.0 0.0 –
*lab*nch* 0.0 0.0 –
***relative* Natural Colour (NC)**
*lab*lrj* 1.0 0.0 0.0
*lab*tce* 1.0 0.0 –
*lab*ncE* 0.0 0.0 –

***relative* Inform. Technology (IT)**
*olvi3** 0.5 1.0 1.0 (1.0)
*cmyn3** 0.5 0.0 0.0 (0.0)
*olvi4** 0.5 1.0 1.0 1.0
*cmyn4** 0.5 0.0 0.0 0.0
***standard* and *adapted* CIELAB**
*LAB*LAB* 70.21 −18.77 −11.17
*LAB*LABa* 70.21 −18.27 −14.23
*LAB*TCHa* 75.0 23.17 217.91
relative* CIELAB *lab*
*lab*lab* 0.674 −0.393 −0.306
*lab*tch* 0.75 0.5 0.605
*lab*nch* 0.0 0.5 0.605
***relative* Natural Colour (NC)**
*lab*lrj* 0.674 −0.353 −0.352
*lab*tce* 0.75 0.5 0.625
*lab*ncE* 0.0 0.5 g49b

***relative* Inform. Technology (IT)**
*olvi3** 0.5 0.5 0.5 (1.0)
*cmyn3** 0.5 0.5 0.5 (0.0)
*olvi4** 1.0 1.0 1.0 0.5
*cmyn4** 0.0 0.0 0.0 0.5
***standard* and *adapted* CIELAB**
*LAB*LAB* 56.71 −0.23 2.14
*LAB*LABa* 56.71 0.0 0.0
*LAB*TCHa* 50.0 0.01 –
relative* CIELAB *lab*
*lab*lab* 0.5 0.0 0.0
*lab*tch* 0.5 0.0 –
*lab*nch* 0.5 0.0 –
***relative* Natural Colour (NC)**
*lab*lrj* 0.5 0.0 0.0
*lab*tce* 0.5 0.0 –
*lab*ncE* 0.5 0.0 –

***relative* Inform. Technology (IT)**
*olvi3** 0.0 0.5 0.5 (1.0)
*cmyn3** 1.0 0.5 0.5 (0.0)
*olvi4** 0.5 1.0 1.0 0.5
*cmyn4** 0.5 0.0 0.0 0.5
***standard* and *adapted* CIELAB**
*LAB*LAB* 31.52 −18.03 −13.78
*LAB*LABa* 31.52 −18.27 −14.23
*LAB*TCHa* 25.01 23.17 217.91
relative* CIELAB *lab*
*lab*lab* 0.175 −0.393 −0.306
*lab*tch* 0.25 0.5 0.605
*lab*nch* 0.5 0.5 0.605
***relative* Natural Colour (NC)**
*lab*lrj* 0.175 −0.353 −0.352
*lab*tce* 0.25 0.5 0.625
*lab*ncE* 0.5 0.5 g49b

***relative* Inform. Technology (IT)**
*olvi3** 0.0 1.0 1.0 (1.0)
*cmyn3** 1.0 0.0 0.0 (0.0)
*olvi4** 0.0 1.0 1.0 1.0
*cmyn4** 1.0 0.0 0.0 0.0
***standard* and *adapted* CIELAB**
*LAB*LAB* 45.03 −36.57 −27.11
*LAB*LABa* 45.03 −36.56 −28.47
*LAB*TCHa* 50.0 46.35 217.91
relative* CIELAB *lab*
*lab*lab* 0.349 −0.788 −0.613
*lab*tch* 0.5 1.0 0.605
*lab*nch* 0.0 1.0 0.605
***relative* Natural Colour (NC)**
*lab*lrj* 0.349 −0.706 −0.706
*lab*tce* 0.5 1.0 0.625
*lab*ncE* 0.0 1.0 g49b

***relative* Inform. Technology (IT)**
*olvi3** 0.0 0.0 0.0 (1.0)
*cmyn3** 1.0 1.0 1.0 (0.0)
*olvi4** 1.0 1.0 1.0 0.0
*cmyn4** 0.0 0.0 0.0 1.0
***standard* and *adapted* CIELAB**
*LAB*LAB* 18.02 0.5 −0.46
*LAB*LABa* 18.02 0.0 0.0
*LAB*TCHa* 0.01 0.01 –
relative* CIELAB *lab*
*lab*lab* 0.0 0.0 0.0
*lab*tch* 0.0 0.0 –
*lab*nch* 1.0 0.0 –
***relative* Natural Colour (NC)**
*lab*lrj* 0.0 0.0 0.0
*lab*tce* 0.0 0.0 –
*lab*ncE* 1.0 0.0 –

*n** = 0,00
Schwarzheit *n**
0,25 0,50 *n** = 0,50 0,75 1,00
relative Buntheit *c**
*n** = 1,0

3 stufige Reihen für konstanten CIELAB Buntton 218/360 = 0.605 (rechts)

Siehe ähnliche Dateien: http://www.ps.bam.de/UG14/
Technische Information: http://www.ps.bam.de Version 2.1, io=0,0

BAM-Registrierung: 20060101-UG14/10L/L14G03NP.PS/.PDF BAM-Material: Code=rha4ta
Anwendung für Beurteilung und Messung von Drucker− oder Monitorsystemen
/UG14/ Form: 4/10, Serie: 1/1, Seite: 4 Seitenzählung 4

Eingabe: Farbmetrisches Reflexions-System MRS18
für Buntton $h^* = lab^*h = 290/360 = 0.806$
lab*tch* und *lab*nch

D65: Buntton B
LCH*Ma: 37 67 290
olv*Ma: 0.0 0.0 1.0

Dreiecks-Helligkeit t^*

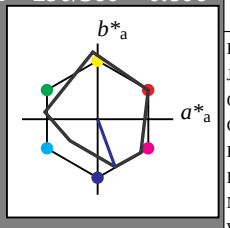

%Umfang
$u^*_{rel} = 91$
%Regularität
$g^*_{H,rel} = 41$
$g^*_{C,rel} = 52$

MRS18; adaptierte CIELAB-Daten

	$L^*=L^*_a$	a^*_a	b^*_a	$C^*_{ab,a}$	$h^*_{ab,a}$
R_{Ma}	49.63	66.96	38.37	77.18	30
J_{Ma}	90.7	−6.36	88.75	88.98	94
G_{Ma}	52.11	−69.73	9.44	70.37	172
$G50B_{Ma}$	45.03	−36.57	−28.47	46.36	218
B_{Ma}	36.65	23.19	−63.05	67.18	290
$B50R_{Ma}$	34.94	57.17	−44.26	72.31	322
N_{Ma}	18.01	0.0	0.0	0.0	0
W_{Ma}	95.41	0.0	0.0	0.0	0
R_{CIE}	39.92	58.66	26.98	64.56	25
J_{CIE}	81.26	−2.17	67.76	67.79	92
G_{CIE}	52.23	−42.26	11.75	43.87	164
B_{CIE}	30.57	1.15	−46.84	46.87	271

***relative* Inform. Technology (IT)**
*olvi3** 1.0 1.0 1.0 (1.0)
*cmyn3** 0.0 0.0 0.0 (0.0)
*olvi4** 1.0 1.0 1.0 1.0
*cmyn4** 0.0 0.0 0.0 0.0
***standard* and *adapted* CIELAB**
*LAB*LAB* 95.41 −0.97 4.75
*LAB*LABa* 95.41 0.0 0.0
*LAB*TCHa* 99.99 0.01 –
relative* CIELAB *lab*
*lab*lab* 1.0 0.0 0.0
*lab*tch* 1.0 0.0 –
*lab*nch* 0.0 0.0 –
***relative* Natural Colour (NC)**
*lab*lrj* 1.0 0.0 0.0
*lab*tce* 1.0 0.0 –
*lab*ncE* 0.0 0.0 –

***relative* Inform. Technology (IT)**
*olvi3** 0.5 0.5 1.0 (1.0)
*cmyn3** 0.5 0.5 0.0 (0.0)
*olvi4** 0.5 0.5 1.0 1.0
*cmyn4** 0.5 0.5 0.0 0.0
***standard* and *adapted* CIELAB**
*LAB*LAB* 66.03 11.17 −28.74
*LAB*LABa* 66.03 11.59 −31.51
*LAB*TCHa* 75.0 33.59 290.19
relative* CIELAB *lab*
*lab*lab* 0.62 0.173 −0.468
*lab*tch* 0.75 0.5 0.806
*lab*nch* 0.0 0.5 0.806
***relative* Natural Colour (NC)**
*lab*lrj* 0.62 0.129 −0.482
*lab*tce* 0.75 0.5 0.791
*lab*ncE* 0.0 0.5 b16r

***relative* Inform. Technology (IT)**
*olvi3** 0.0 0.0 1.0 (1.0)
*cmyn3** 1.0 1.0 0.0 (0.0)
*olvi4** 0.0 0.0 1.0 1.0
*cmyn4** 1.0 1.0 0.0 0.0
***standard* and *adapted* CIELAB**
*LAB*LAB* 36.65 23.33 −62.24
*LAB*LABa* 36.65 23.18 −63.03
*LAB*TCHa* 50.0 67.17 290.19
relative* CIELAB *lab*
*lab*lab* 0.241 0.345 −0.937
*lab*tch* 0.5 1.0 0.806
*lab*nch* 0.0 1.0 0.806
***relative* Natural Colour (NC)**
*lab*lrj* 0.241 0.257 −0.965
*lab*tce* 0.5 1.0 0.791
*lab*ncE* 0.0 1.0 b16r

***relative* Inform. Technology (IT)**
*olvi3** 0.5 0.5 0.5 (1.0)
*cmyn3** 0.5 0.5 0.5 (0.0)
*olvi4** 1.0 1.0 1.0 0.5
*cmyn4** 0.0 0.0 0.0 0.5
***standard* and *adapted* CIELAB**
*LAB*LAB* 56.71 −0.23 2.14
*LAB*LABa* 56.71 0.0 0.0
*LAB*TCHa* 50.0 0.01 –
relative* CIELAB *lab*
*lab*lab* 0.5 0.0 0.0
*lab*tch* 0.5 0.0 –
*lab*nch* 0.5 0.0 –
***relative* Natural Colour (NC)**
*lab*lrj* 0.5 0.0 0.0
*lab*tce* 0.5 0.0 –
*lab*ncE* 0.5 0.0 –

***relative* Inform. Technology (IT)**
*olvi3** 0.0 0.0 0.5 (1.0)
*cmyn3** 1.0 1.0 0.5 (0.0)
*olvi4** 0.5 0.5 1.0 0.5
*cmyn4** 0.5 0.5 0.0 0.5
***standard* and *adapted* CIELAB**
*LAB*LAB* 27.34 11.92 −31.35
*LAB*LABa* 27.34 11.59 −31.51
*LAB*TCHa* 25.01 33.59 290.19
relative* CIELAB *lab*
*lab*lab* 0.12 0.173 −0.468
*lab*tch* 0.25 0.5 0.806
*lab*nch* 0.5 0.5 0.806
***relative* Natural Colour (NC)**
*lab*lrj* 0.12 0.129 −0.482
*lab*tce* 0.25 0.5 0.791
*lab*ncE* 0.5 0.5 b16r

***relative* Inform. Technology (IT)**
*olvi3** 0.0 0.0 0.0 (1.0)
*cmyn3** 1.0 1.0 1.0 (0.0)
*olvi4** 1.0 1.0 1.0 0.0
*cmyn4** 0.0 0.0 0.0 1.0
***standard* and *adapted* CIELAB**
*LAB*LAB* 18.02 0.5 −0.46
*LAB*LABa* 18.02 0.0 0.0
*LAB*TCHa* 0.01 0.01 –
relative* CIELAB *lab*
*lab*lab* 0.0 0.0 0.0
*lab*tch* 0.0 0.0 –
*lab*nch* 1.0 0.0 –
***relative* Natural Colour (NC)**
*lab*lrj* 0.0 0.0 0.0
*lab*tce* 0.0 0.0 –
*lab*ncE* 1.0 0.0 –

$n^* = 0{,}00$
Schwarzheit n^*
0,25 0,50 $n^* = 0{,}50$ 0,75 1,00
relative Buntheit c^*
$n^* = 1{,}0$

Ausgabe: Farbmetrisches Reflexions-System MRS18
für Buntton $h^* = lab^*h = 290/360 = 0.806$
lab*tch* und *lab*nch

D65: Buntton B
LCH*Ma: 37 67 290
olv*Ma: 0.0 0.0 1.0

Dreiecks-Helligkeit t^*

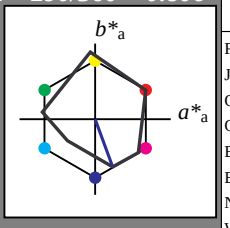

%Umfang
$u^*_{rel} = 91$
%Regularität
$g^*_{H,rel} = 41$
$g^*_{C,rel} = 52$

MRS18; adaptierte CIELAB-Daten

	$L^*=L^*_a$	a^*_a	b^*_a	$C^*_{ab,a}$	$h^*_{ab,a}$
R_{Ma}	49.63	66.96	38.37	77.18	30
J_{Ma}	90.7	−6.36	88.75	88.98	94
G_{Ma}	52.11	−69.73	9.44	70.37	172
$G50B_{Ma}$	45.03	−36.57	−28.47	46.36	218
B_{Ma}	36.65	23.19	−63.05	67.18	290
$B50R_{Ma}$	34.94	57.17	−44.26	72.31	322
N_{Ma}	18.01	0.0	0.0	0.0	0
W_{Ma}	95.41	0.0	0.0	0.0	0
R_{CIE}	39.92	58.66	26.98	64.56	25
J_{CIE}	81.26	−2.17	67.76	67.79	92
G_{CIE}	52.23	−42.26	11.75	43.87	164
B_{CIE}	30.57	1.15	−46.84	46.87	271

***relative* Inform. Technology (IT)**
*olvi3** 1.0 1.0 1.0 (1.0)
*cmyn3** 0.0 0.0 0.0 (0.0)
*olvi4** 1.0 1.0 1.0 1.0
*cmyn4** 0.0 0.0 0.0 0.0
***standard* and *adapted* CIELAB**
*LAB*LAB* 95.41 −0.97 4.75
*LAB*LABa* 95.41 0.0 0.0
*LAB*TCHa* 99.99 0.01 –
relative* CIELAB *lab*
*lab*lab* 1.0 0.0 0.0
*lab*tch* 1.0 0.0 –
*lab*nch* 0.0 0.0 –
***relative* Natural Colour (NC)**
*lab*lrj* 1.0 0.0 0.0
*lab*tce* 1.0 0.0 –
*lab*ncE* 0.0 0.0 –

***relative* Inform. Technology (IT)**
*olvi3** 0.5 0.5 1.0 (1.0)
*cmyn3** 0.5 0.5 0.0 (0.0)
*olvi4** 0.5 0.5 1.0 1.0
*cmyn4** 0.5 0.5 0.0 0.0
***standard* and *adapted* CIELAB**
*LAB*LAB* 66.03 11.17 −28.74
*LAB*LABa* 66.03 11.59 −31.51
*LAB*TCHa* 75.0 33.59 290.19
relative* CIELAB *lab*
*lab*lab* 0.62 0.173 −0.468
*lab*tch* 0.75 0.5 0.806
*lab*nch* 0.0 0.5 0.806
***relative* Natural Colour (NC)**
*lab*lrj* 0.62 0.129 −0.482
*lab*tce* 0.75 0.5 0.791
*lab*ncE* 0.0 0.5 b16r

***relative* Inform. Technology (IT)**
*olvi3** 0.0 0.0 1.0 (1.0)
*cmyn3** 1.0 1.0 0.0 (0.0)
*olvi4** 0.0 0.0 1.0 1.0
*cmyn4** 1.0 1.0 0.0 0.0
***standard* and *adapted* CIELAB**
*LAB*LAB* 36.65 23.33 −62.24
*LAB*LABa* 36.65 23.18 −63.03
*LAB*TCHa* 50.0 67.17 290.19
relative* CIELAB *lab*
*lab*lab* 0.241 0.345 −0.937
*lab*tch* 0.5 1.0 0.806
*lab*nch* 0.0 1.0 0.806
***relative* Natural Colour (NC)**
*lab*lrj* 0.241 0.257 −0.965
*lab*tce* 0.5 1.0 0.791
*lab*ncE* 0.0 1.0 b16r

***relative* Inform. Technology (IT)**
*olvi3** 0.5 0.5 0.5 (1.0)
*cmyn3** 0.5 0.5 0.5 (0.0)
*olvi4** 1.0 1.0 1.0 0.5
*cmyn4** 0.0 0.0 0.0 0.5
***standard* and *adapted* CIELAB**
*LAB*LAB* 56.71 −0.23 2.14
*LAB*LABa* 56.71 0.0 0.0
*LAB*TCHa* 50.0 0.01 –
relative* CIELAB *lab*
*lab*lab* 0.5 0.0 0.0
*lab*tch* 0.5 0.0 –
*lab*nch* 0.5 0.0 –
***relative* Natural Colour (NC)**
*lab*lrj* 0.5 0.0 0.0
*lab*tce* 0.5 0.0 –
*lab*ncE* 0.5 0.0 –

***relative* Inform. Technology (IT)**
*olvi3** 0.0 0.0 0.5 (1.0)
*cmyn3** 1.0 1.0 0.5 (0.0)
*olvi4** 0.5 0.5 1.0 0.5
*cmyn4** 0.5 0.5 0.0 0.5
***standard* and *adapted* CIELAB**
*LAB*LAB* 27.34 11.92 −31.35
*LAB*LABa* 27.34 11.59 −31.51
*LAB*TCHa* 25.01 33.59 290.19
relative* CIELAB *lab*
*lab*lab* 0.12 0.173 −0.468
*lab*tch* 0.25 0.5 0.806
*lab*nch* 0.5 0.5 0.806
***relative* Natural Colour (NC)**
*lab*lrj* 0.12 0.129 −0.482
*lab*tce* 0.25 0.5 0.791
*lab*ncE* 0.5 0.5 b16r

***relative* Inform. Technology (IT)**
*olvi3** 0.0 0.0 0.0 (1.0)
*cmyn3** 1.0 1.0 1.0 (0.0)
*olvi4** 1.0 1.0 1.0 0.0
*cmyn4** 0.0 0.0 0.0 1.0
***standard* and *adapted* CIELAB**
*LAB*LAB* 18.02 0.5 −0.46
*LAB*LABa* 18.02 0.0 0.0
*LAB*TCHa* 0.01 0.01 –
relative* CIELAB *lab*
*lab*lab* 0.0 0.0 0.0
*lab*tch* 0.0 0.0 –
*lab*nch* 1.0 0.0 –
***relative* Natural Colour (NC)**
*lab*lrj* 0.0 0.0 0.0
*lab*tce* 0.0 0.0 –
*lab*ncE* 1.0 0.0 –

$n^* = 0{,}00$
Schwarzheit n^*
0,25 0,50 $n^* = 0{,}50$ 0,75 1,00
relative Buntheit c^*
$n^* = 1{,}0$

UG140−7, 3 stufige Reihen für konstanten CIELAB Buntton 290/360 = 0.806 (links)
3 stufige Reihen für konstanten CIELAB Buntton 290/360 = 0.806 (rechts)

Siehe ähnliche Dateien: http://www.ps.bam.de/UG14/
Technische Information: http://www.ps.bam.de Version 2.1, io=0,0

BAM-Registrierung: 20060101-UG14/10L/L14G04NP.PS/.PDF BAM-Material: Code=rha4ta
Anwendung für Beurteilung und Messung von Drucker− oder Monitorsystemen
/UG14/ Form: 5/10. Serie: 1/1, Seite: 5 Seitenz hlung 5

Eingabe: Farbmetrisches Reflexions-System MRS18
für Buntton $h^* = lab^*h = 322/360 = 0.895$
lab*tch* und *lab*nch

D65: Buntton B50R
LCH*Ma: 35 72 322
olv*Ma: 1.0 0.0 1.0

Dreiecks-Helligkeit t^*

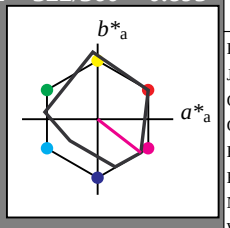

MRS18; adaptierte CIELAB-Daten

	$L^*=L^*_a$	a^*_a	b^*_a	$C^*_{ab,a}$	$h^*_{ab,a}$
R_{Ma}	49.63	66.96	38.37	77.18	30
J_{Ma}	90.7	−6.36	88.75	88.98	94
G_{Ma}	52.11	−69.73	9.44	70.37	172
$G50B_{Ma}$	45.03	−36.57	−28.47	46.36	218
B_{Ma}	36.65	23.19	−63.05	67.18	290
$B50R_{Ma}$	34.94	57.17	−44.26	72.31	322
N_{Ma}	18.01	0.0	0.0	0.0	0
W_{Ma}	95.41	0.0	0.0	0.0	0
R_{CIE}	39.92	58.66	26.98	64.56	25
J_{CIE}	81.26	−2.17	67.76	67.79	92
G_{CIE}	52.23	−42.26	11.75	43.87	164
B_{CIE}	30.57	1.15	−46.84	46.87	271

%Umfang
$u^*_{rel} = 91$
%Regularität
$g^*_{H,rel} = 41$
$g^*_{C,rel} = 52$

***relative* Inform. Technology (IT)**
*olvi3** 1.0 1.0 1.0 (1.0)
*cmyn3** 0.0 0.0 0.0 (0.0)
*olvi4** 1.0 1.0 1.0 1.0
*cmyn4** 0.0 0.0 0.0 0.0
***standard* and *adapted* CIELAB**
*LAB*LAB* 95.41 −0.97 4.75
*LAB*LABa* 95.41 0.0 0.0
*LAB*TCHa* 99.99 0.01 –
relative* CIELAB *lab*
*lab*lab* 1.0 0.0 0.0
*lab*tch* 1.0 0.0 –
*lab*nch* 0.0 0.0 –
***relative* Natural Colour (NC)**
*lab*lrj* 1.0 0.0 0.0
*lab*tce* 1.0 0.0 –
*lab*ncE* 0.0 0.0 –

***relative* Inform. Technology (IT)**
*olvi3** 0.5 0.5 0.5 (1.0)
*cmyn3** 0.5 0.5 0.5 (0.0)
*olvi4** 1.0 1.0 1.0 0.5
*cmyn4** 0.0 0.0 0.0 0.5
***standard* and *adapted* CIELAB**
*LAB*LAB* 56.71 −0.23 2.14
*LAB*LABa* 56.71 0.0 0.0
*LAB*TCHa* 50.0 0.01 –
relative* CIELAB *lab*
*lab*lab* 0.5 0.0 0.0
*lab*tch* 0.5 0.0 –
*lab*nch* 0.5 0.0 –
***relative* Natural Colour (NC)**
*lab*lrj* 0.5 0.0 0.0
*lab*tce* 0.5 0.0 –
*lab*ncE* 0.5 0.0 –

***relative* Inform. Technology (IT)**
*olvi3** 0.0 0.0 0.0 (1.0)
*cmyn3** 1.0 1.0 1.0 (0.0)
*olvi4** 1.0 1.0 1.0 0.0
*cmyn4** 0.0 0.0 0.0 1.0
***standard* and *adapted* CIELAB**
*LAB*LAB* 18.02 0.5 −0.46
*LAB*LABa* 18.02 0.0 0.0
*LAB*TCHa* 0.01 0.01 –
relative* CIELAB *lab*
*lab*lab* 0.0 0.0 0.0
*lab*tch* 0.0 0.0 –
*lab*nch* 1.0 0.0 –
***relative* Natural Colour (NC)**
*lab*lrj* 0.0 0.0 0.0
*lab*tce* 0.0 0.0 –
*lab*ncE* 1.0 0.0 –

$n^* = 1{,}0$

***relative* Inform. Technology (IT)**
*olvi3** 1.0 0.5 1.0 (1.0)
*cmyn3** 0.0 0.5 0.0 (0.0)
*olvi4** 1.0 0.5 1.0 1.0
*cmyn4** 0.0 0.5 0.0 0.0
***standard* and *adapted* CIELAB**
*LAB*LAB* 65.17 28.18 −19.4
*LAB*LABa* 65.17 28.58 −22.12
*LAB*TCHa* 75.0 36.15 322.25
relative* CIELAB *lab*
*lab*lab* 0.609 0.395 −0.305
*lab*tch* 0.75 0.5 0.895
*lab*nch* 0.0 0.5 0.895
***relative* Natural Colour (NC)**
*lab*lrj* 0.609 0.324 −0.38
*lab*tce* 0.75 0.5 0.862
*lab*ncE* 0.0 0.5 b44r

***relative* Inform. Technology (IT)**
*olvi3** 0.5 0.0 0.5 (1.0)
*cmyn3** 0.5 1.0 0.5 (0.0)
*olvi4** 1.0 0.5 1.0 0.5
*cmyn4** 0.0 0.5 0.0 0.5
***standard* and *adapted* CIELAB**
*LAB*LAB* 26.48 28.92 −22.01
*LAB*LABa* 26.48 28.58 −22.12
*LAB*TCHa* 25.01 36.15 322.25
relative* CIELAB *lab*
*lab*lab* 0.109 0.395 −0.305
*lab*tch* 0.25 0.5 0.895
*lab*nch* 0.5 0.5 0.895
***relative* Natural Colour (NC)**
*lab*lrj* 0.109 0.324 −0.38
*lab*tce* 0.25 0.5 0.862
*lab*ncE* 0.5 0.5 b44r

***relative* Inform. Technology (IT)**
*olvi3** 1.0 0.0 1.0 (1.0)
*cmyn3** 0.0 1.0 0.0 (0.0)
*olvi4** 1.0 0.0 1.0 1.0
*cmyn4** 0.0 1.0 0.0 0.0
***standard* and *adapted* CIELAB**
*LAB*LAB* 34.95 57.34 −43.57
*LAB*LABa* 34.95 57.16 −44.25
*LAB*TCHa* 50.0 72.29 322.25
relative* CIELAB *lab*
*lab*lab* 0.219 0.791 −0.611
*lab*tch* 0.5 1.0 0.895
*lab*nch* 0.0 1.0 0.895
***relative* Natural Colour (NC)**
*lab*lrj* 0.219 0.648 −0.76
*lab*tce* 0.5 1.0 0.862
*lab*ncE* 0.0 1.0 b44r

$n^* = 0{,}00$

Schwarzheit n^*

0,25 0,50 $n^* = 0{,}50$ 0,75 1,00

relative Buntheit c^*

UG140−7, 3 stufige Reihen für konstanten CIELAB Buntton 322/360 = 0.895 (links)

Ausgabe: Farbmetrisches Reflexions-System MRS18
für Buntton $h^* = lab^*h = 322/360 = 0.895$
lab*tch* und *lab*nch

D65: Buntton B50R
LCH*Ma: 35 72 322
olv*Ma: 1.0 0.0 1.0

Dreiecks-Helligkeit t^*

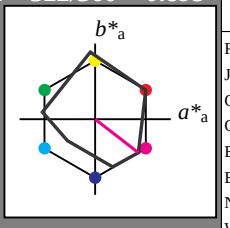

MRS18; adaptierte CIELAB-Daten

	$L^*=L^*_a$	a^*_a	b^*_a	$C^*_{ab,a}$	$h^*_{ab,a}$
R_{Ma}	49.63	66.96	38.37	77.18	30
J_{Ma}	90.7	−6.36	88.75	88.98	94
G_{Ma}	52.11	−69.73	9.44	70.37	172
$G50B_{Ma}$	45.03	−36.57	−28.47	46.36	218
B_{Ma}	36.65	23.19	−63.05	67.18	290
$B50R_{Ma}$	34.94	57.17	−44.26	72.31	322
N_{Ma}	18.01	0.0	0.0	0.0	0
W_{Ma}	95.41	0.0	0.0	0.0	0
R_{CIE}	39.92	58.66	26.98	64.56	25
J_{CIE}	81.26	−2.17	67.76	67.79	92
G_{CIE}	52.23	−42.26	11.75	43.87	164
B_{CIE}	30.57	1.15	−46.84	46.87	271

%Umfang
$u^*_{rel} = 91$
%Regularität
$g^*_{H,rel} = 41$
$g^*_{C,rel} = 52$

***relative* Inform. Technology (IT)**
*olvi3** 1.0 1.0 1.0 (1.0)
*cmyn3** 0.0 0.0 0.0 (0.0)
*olvi4** 1.0 1.0 1.0 1.0
*cmyn4** 0.0 0.0 0.0 0.0
***standard* and *adapted* CIELAB**
*LAB*LAB* 95.41 −0.97 4.75
*LAB*LABa* 95.41 0.0 0.0
*LAB*TCHa* 99.99 0.01 –
relative* CIELAB *lab*
*lab*lab* 1.0 0.0 0.0
*lab*tch* 1.0 0.0 –
*lab*nch* 0.0 0.0 –
***relative* Natural Colour (NC)**
*lab*lrj* 1.0 0.0 0.0
*lab*tce* 1.0 0.0 –
*lab*ncE* 0.0 0.0 –

***relative* Inform. Technology (IT)**
*olvi3** 0.5 0.5 0.5 (1.0)
*cmyn3** 0.5 0.5 0.5 (0.0)
*olvi4** 1.0 1.0 1.0 0.5
*cmyn4** 0.0 0.0 0.0 0.5
***standard* and *adapted* CIELAB**
*LAB*LAB* 56.71 −0.23 2.14
*LAB*LABa* 56.71 0.0 0.0
*LAB*TCHa* 50.0 0.01 –
relative* CIELAB *lab*
*lab*lab* 0.5 0.0 0.0
*lab*tch* 0.5 0.0 –
*lab*nch* 0.5 0.0 –
***relative* Natural Colour (NC)**
*lab*lrj* 0.5 0.0 0.0
*lab*tce* 0.5 0.0 –
*lab*ncE* 0.5 0.0 –

***relative* Inform. Technology (IT)**
*olvi3** 0.0 0.0 0.0 (1.0)
*cmyn3** 1.0 1.0 1.0 (0.0)
*olvi4** 1.0 1.0 1.0 0.0
*cmyn4** 0.0 0.0 0.0 1.0
***standard* and *adapted* CIELAB**
*LAB*LAB* 18.02 0.5 −0.46
*LAB*LABa* 18.02 0.0 0.0
*LAB*TCHa* 0.01 0.01 –
relative* CIELAB *lab*
*lab*lab* 0.0 0.0 0.0
*lab*tch* 0.0 0.0 –
*lab*nch* 1.0 0.0 –
***relative* Natural Colour (NC)**
*lab*lrj* 0.0 0.0 0.0
*lab*tce* 0.0 0.0 –
*lab*ncE* 1.0 0.0 –

$n^* = 1{,}0$

***relative* Inform. Technology (IT)**
*olvi3** 1.0 0.5 1.0 (1.0)
*cmyn3** 0.0 0.5 0.0 (0.0)
*olvi4** 1.0 0.5 1.0 1.0
*cmyn4** 0.0 0.5 0.0 0.0
***standard* and *adapted* CIELAB**
*LAB*LAB* 65.17 28.18 −19.4
*LAB*LABa* 65.17 28.58 −22.12
*LAB*TCHa* 75.0 36.15 322.25
relative* CIELAB *lab*
*lab*lab* 0.609 0.395 −0.305
*lab*tch* 0.75 0.5 0.895
*lab*nch* 0.0 0.5 0.895
***relative* Natural Colour (NC)**
*lab*lrj* 0.609 0.324 −0.38
*lab*tce* 0.75 0.5 0.862
*lab*ncE* 0.0 0.5 b44r

***relative* Inform. Technology (IT)**
*olvi3** 0.5 0.0 0.5 (1.0)
*cmyn3** 0.5 1.0 0.5 (0.0)
*olvi4** 1.0 0.5 1.0 0.5
*cmyn4** 0.0 0.5 0.0 0.5
***standard* and *adapted* CIELAB**
*LAB*LAB* 26.48 28.92 −22.01
*LAB*LABa* 26.48 28.58 −22.12
*LAB*TCHa* 25.01 36.15 322.25
relative* CIELAB *lab*
*lab*lab* 0.109 0.395 −0.305
*lab*tch* 0.25 0.5 0.895
*lab*nch* 0.5 0.5 0.895
***relative* Natural Colour (NC)**
*lab*lrj* 0.109 0.324 −0.38
*lab*tce* 0.25 0.5 0.862
*lab*ncE* 0.5 0.5 b44r

***relative* Inform. Technology (IT)**
*olvi3** 1.0 0.0 1.0 (1.0)
*cmyn3** 0.0 1.0 0.0 (0.0)
*olvi4** 1.0 0.0 1.0 1.0
*cmyn4** 0.0 1.0 0.0 0.0
***standard* and *adapted* CIELAB**
*LAB*LAB* 34.95 57.34 −43.57
*LAB*LABa* 34.95 57.16 −44.25
*LAB*TCHa* 50.0 72.29 322.25
relative* CIELAB *lab*
*lab*lab* 0.219 0.791 −0.611
*lab*tch* 0.5 1.0 0.895
*lab*nch* 0.0 1.0 0.895
***relative* Natural Colour (NC)**
*lab*lrj* 0.219 0.648 −0.76
*lab*tce* 0.5 1.0 0.862
*lab*ncE* 0.0 1.0 b44r

$n^* = 0{,}00$

Schwarzheit n^*

0,25 0,50 $n^* = 0{,}50$ 0,75 1,00

relative Buntheit c^*

3 stufige Reihen für konstanten CIELAB Buntton 322/360 = 0.895 (rechts)

Siehe ähnliche Dateien: http://www.ps.bam.de/UG14/
Technische Information: http://www.ps.bam.de Version 2.1, io=0,0

BAM-Registrierung: 20060101-UG14/10L/L14G05NP.PS/.PDF BAM-Material: Code=rha4ta
Anwendung für Beurteilung und Messung von Drucker– oder Monitorsystemen
/UG14/ Form: 6/10. Serie: 1/1, Seite: 6 Seitenz hlung 6

Eingabe: Farbmetrisches Reflexions-System MRS18
für Buntton *h = lab*h = 25/360 = 0.069**
lab*tch* und *lab*nch

D65: Buntton R
LCH*Ma: 48 73 25
olv*Ma: 1.0 0.0 0.1

Dreiecks-Helligkeit *t**

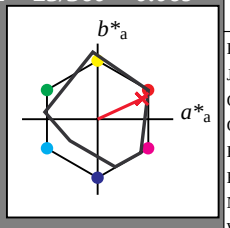

MRS18; adaptierte CIELAB-Daten

	$L^*=L^*_a$	a^*_a	b^*_a	$C^*_{ab,a}$	$h^*_{ab,a}$
R_{Ma}	49.63	66.96	38.37	77.18	30
J_{Ma}	90.7	−6.36	88.75	88.98	94
G_{Ma}	52.11	−69.73	9.44	70.37	172
$G50B_{Ma}$	45.03	−36.57	−28.47	46.36	218
B_{Ma}	36.65	23.19	−63.05	67.18	290
$B50R_{Ma}$	34.94	57.17	−44.26	72.31	322
N_{Ma}	18.01	0.0	0.0	0.0	0
W_{Ma}	95.41	0.0	0.0	0.0	0
R_{CIE}	39.92	58.66	26.98	64.56	25
J_{CIE}	81.26	−2.17	67.76	67.79	92
G_{CIE}	52.23	−42.26	11.75	43.87	164
B_{CIE}	30.57	1.15	−46.84	46.87	271

%Umfang
u^*_{rel} = 91
%Regularität
$g^*_{H,rel}$ = 41
$g^*_{C,rel}$ = 52

***relative* Inform. Technology (IT)**
*olvi3** 1.0 1.0 1.0 (1.0)
*cmyn3** 0.0 0.0 0.0 (0.0)
*olvi4** 1.0 1.0 1.0 1.0
*cmyn4** 0.0 0.0 0.0 0.0
***standard* and *adapted* CIELAB**
*LAB*LAB* 95.41 −0.97 4.75
*LAB*LABa* 95.41 0.0 0.0
*LAB*TCHa* 99.99 0.01 –
relative* CIELAB *lab*
*lab*lab* 1.0 0.0 0.0
*lab*tch* 1.0 0.0 –
*lab*nch* 0.0 0.0 –
***relative* Natural Colour (NC)**
*lab*lrj* 1.0 0.0 0.0
*lab*tce* 1.0 0.0 –
*lab*ncE* 0.0 0.0 –

***relative* Inform. Technology (IT)**
*olvi3** 0.5 0.5 0.5 (1.0)
*cmyn3** 0.5 0.5 0.5 (0.0)
*olvi4** 1.0 1.0 1.0 0.5
*cmyn4** 0.0 0.0 0.0 0.5
***standard* and *adapted* CIELAB**
*LAB*LAB* 56.71 −0.23 2.14
*LAB*LABa* 56.71 0.0 0.0
*LAB*TCHa* 50.0 0.01 –
relative* CIELAB *lab*
*lab*lab* 0.5 0.0 0.0
*lab*tch* 0.5 0.0 –
*lab*nch* 0.5 0.0 –
***relative* Natural Colour (NC)**
*lab*lrj* 0.5 0.0 0.0
*lab*tce* 0.5 0.0 –
*lab*ncE* 0.5 0.0 –

***relative* Inform. Technology (IT)**
*olvi3** 0.0 0.0 0.0 (1.0)
*cmyn3** 1.0 1.0 1.0 (0.0)
*olvi4** 1.0 1.0 1.0 0.0
*cmyn4** 0.0 0.0 0.0 1.0
***standard* and *adapted* CIELAB**
*LAB*LAB* 18.02 0.5 −0.46
*LAB*LABa* 18.02 0.0 0.0
*LAB*TCHa* 0.01 0.01 –
relative* CIELAB *lab*
*lab*lab* 0.0 0.0 0.0
*lab*tch* 0.0 0.0 –
*lab*nch* 1.0 0.0 –
***relative* Natural Colour (NC)**
*lab*lrj* 0.0 0.0 0.0
*lab*tce* 0.0 0.0 –
*lab*ncE* 1.0 0.0 –

***n** = 1,0*

***relative* Inform. Technology (IT)**
*olvi3** 1.0 0.5 0.548 (1.0)
*cmyn3** 0.0 0.5 0.452 (0.0)
*olvi4** 1.0 0.5 0.549 1.0
*cmyn4** 0.0 0.5 0.451 0.0
***standard* and *adapted* CIELAB**
*LAB*LAB* 71.8 32.47 18.34
*LAB*LABa* 71.8 33.0 15.17
*LAB*TCHa* 75.0 36.32 24.7
relative* CIELAB *lab*
*lab*lab* 0.695 0.454 0.209
*lab*tch* 0.75 0.5 0.069
*lab*nch* 0.0 0.5 0.069
***relative* Natural Colour (NC)**
*lab*lrj* 0.695 0.5 0.0
*lab*tce* 0.75 0.5 1.0
*lab*ncE* 0.0 0.5 b99r

***relative* Inform. Technology (IT)**
*olvi3** 0.5 0.0 0.048 (1.0)
*cmyn3** 0.5 1.0 0.952 (0.0)
*olvi4** 1.0 0.5 0.548 0.5
*cmyn4** 0.0 0.5 0.452 0.5
***standard* and *adapted* CIELAB**
*LAB*LAB* 33.11 33.21 15.74
*LAB*LABa* 33.11 33.0 15.18
*LAB*TCHa* 25.01 36.33 24.71
relative* CIELAB *lab*
*lab*lab* 0.195 0.454 0.209
*lab*tch* 0.25 0.5 0.069
*lab*nch* 0.5 0.5 0.069
***relative* Natural Colour (NC)**
*lab*lrj* 0.195 0.5 0.0
*lab*tce* 0.25 0.5 0.0
*lab*ncE* 0.5 0.5 r00j

***relative* Inform. Technology (IT)**
*olvi3** 1.0 0.0 0.097 (1.0)
*cmyn3** 0.0 1.0 0.903 (0.0)
*olvi4** 1.0 0.0 0.097 1.0
*cmyn4** 0.0 1.0 0.903 0.0
***standard* and *adapted* CIELAB**
*LAB*LAB* 48.21 65.92 31.93
*LAB*LABa* 48.21 66.0 30.36
*LAB*TCHa* 50.0 72.65 24.7
relative* CIELAB *lab*
*lab*lab* 0.39 0.908 0.418
*lab*tch* 0.5 1.0 0.069
*lab*nch* 0.0 1.0 0.069
***relative* Natural Colour (NC)**
*lab*lrj* 0.39 1.0 0.0
*lab*tce* 0.5 1.0 0.0
*lab*ncE* 0.0 1.0 r00j

***n** = 0,00*

Schwarzheit *n**

0,25 0,50 ***n** = 0,50* 0,75 1,00

relative Buntheit *c**

UG140−7, 3 stufige Reihen für konstanten CIELAB Buntton 25/360 = 0.069 (links)

Ausgabe: Farbmetrisches Reflexions-System MRS18
für Buntton *h = lab*h = 25/360 = 0.069**
lab*tch* und *lab*nch

D65: Buntton R
LCH*Ma: 48 73 25
olv*Ma: 1.0 0.0 0.1

Dreiecks-Helligkeit *t**

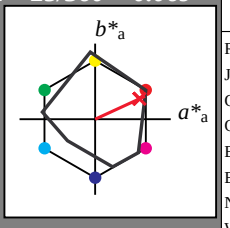

MRS18; adaptierte CIELAB-Daten

	$L^*=L^*_a$	a^*_a	b^*_a	$C^*_{ab,a}$	$h^*_{ab,a}$
R_{Ma}	49.63	66.96	38.37	77.18	30
J_{Ma}	90.7	−6.36	88.75	88.98	94
G_{Ma}	52.11	−69.73	9.44	70.37	172
$G50B_{Ma}$	45.03	−36.57	−28.47	46.36	218
B_{Ma}	36.65	23.19	−63.05	67.18	290
$B50R_{Ma}$	34.94	57.17	−44.26	72.31	322
N_{Ma}	18.01	0.0	0.0	0.0	0
W_{Ma}	95.41	0.0	0.0	0.0	0
R_{CIE}	39.92	58.66	26.98	64.56	25
J_{CIE}	81.26	−2.17	67.76	67.79	92
G_{CIE}	52.23	−42.26	11.75	43.87	164
B_{CIE}	30.57	1.15	−46.84	46.87	271

%Umfang
u^*_{rel} = 91
%Regularität
$g^*_{H,rel}$ = 41
$g^*_{C,rel}$ = 52

***relative* Inform. Technology (IT)**
*olvi3** 1.0 1.0 1.0 (1.0)
*cmyn3** 0.0 0.0 0.0 (0.0)
*olvi4** 1.0 1.0 1.0 1.0
*cmyn4** 0.0 0.0 0.0 0.0
***standard* and *adapted* CIELAB**
*LAB*LAB* 95.41 −0.97 4.75
*LAB*LABa* 95.41 0.0 0.0
*LAB*TCHa* 99.99 0.01 –
relative* CIELAB *lab*
*lab*lab* 1.0 0.0 0.0
*lab*tch* 1.0 0.0 –
*lab*nch* 0.0 0.0 –
***relative* Natural Colour (NC)**
*lab*lrj* 1.0 0.0 0.0
*lab*tce* 1.0 0.0 –
*lab*ncE* 0.0 0.0 –

***relative* Inform. Technology (IT)**
*olvi3** 0.5 0.5 0.5 (1.0)
*cmyn3** 0.5 0.5 0.5 (0.0)
*olvi4** 1.0 1.0 1.0 0.5
*cmyn4** 0.0 0.0 0.0 0.5
***standard* and *adapted* CIELAB**
*LAB*LAB* 56.71 −0.23 2.14
*LAB*LABa* 56.71 0.0 0.0
*LAB*TCHa* 50.0 0.01 –
relative* CIELAB *lab*
*lab*lab* 0.5 0.0 0.0
*lab*tch* 0.5 0.0 –
*lab*nch* 0.5 0.0 –
***relative* Natural Colour (NC)**
*lab*lrj* 0.5 0.0 0.0
*lab*tce* 0.5 0.0 –
*lab*ncE* 0.5 0.0 –

***relative* Inform. Technology (IT)**
*olvi3** 0.0 0.0 0.0 (1.0)
*cmyn3** 1.0 1.0 1.0 (0.0)
*olvi4** 1.0 1.0 1.0 0.0
*cmyn4** 0.0 0.0 0.0 1.0
***standard* and *adapted* CIELAB**
*LAB*LAB* 18.02 0.5 −0.46
*LAB*LABa* 18.02 0.0 0.0
*LAB*TCHa* 0.01 0.01 –
relative* CIELAB *lab*
*lab*lab* 0.0 0.0 0.0
*lab*tch* 0.0 0.0 –
*lab*nch* 1.0 0.0 –
***relative* Natural Colour (NC)**
*lab*lrj* 0.0 0.0 0.0
*lab*tce* 0.0 0.0 –
*lab*ncE* 1.0 0.0 –

***n** = 1,0*

***relative* Inform. Technology (IT)**
*olvi3** 1.0 0.5 0.548 (1.0)
*cmyn3** 0.0 0.5 0.452 (0.0)
*olvi4** 1.0 0.5 0.549 1.0
*cmyn4** 0.0 0.5 0.451 0.0
***standard* and *adapted* CIELAB**
*LAB*LAB* 71.8 32.47 18.34
*LAB*LABa* 71.8 33.0 15.17
*LAB*TCHa* 75.0 36.32 24.7
relative* CIELAB *lab*
*lab*lab* 0.695 0.454 0.209
*lab*tch* 0.75 0.5 0.069
*lab*nch* 0.0 0.5 0.069
***relative* Natural Colour (NC)**
*lab*lrj* 0.695 0.5 0.0
*lab*tce* 0.75 0.5 1.0
*lab*ncE* 0.0 0.5 b99r

***relative* Inform. Technology (IT)**
*olvi3** 0.5 0.0 0.048 (1.0)
*cmyn3** 0.5 1.0 0.952 (0.0)
*olvi4** 1.0 0.5 0.548 0.5
*cmyn4** 0.0 0.5 0.452 0.5
***standard* and *adapted* CIELAB**
*LAB*LAB* 33.11 33.21 15.74
*LAB*LABa* 33.11 33.0 15.18
*LAB*TCHa* 25.01 36.33 24.71
relative* CIELAB *lab*
*lab*lab* 0.195 0.454 0.209
*lab*tch* 0.25 0.5 0.069
*lab*nch* 0.5 0.5 0.069
***relative* Natural Colour (NC)**
*lab*lrj* 0.195 0.5 0.0
*lab*tce* 0.25 0.5 0.0
*lab*ncE* 0.5 0.5 r00j

***relative* Inform. Technology (IT)**
*olvi3** 1.0 0.0 0.097 (1.0)
*cmyn3** 0.0 1.0 0.903 (0.0)
*olvi4** 1.0 0.0 0.097 1.0
*cmyn4** 0.0 1.0 0.903 0.0
***standard* and *adapted* CIELAB**
*LAB*LAB* 48.21 65.92 31.93
*LAB*LABa* 48.21 66.0 30.36
*LAB*TCHa* 50.0 72.65 24.7
relative* CIELAB *lab*
*lab*lab* 0.39 0.908 0.418
*lab*tch* 0.5 1.0 0.069
*lab*nch* 0.0 1.0 0.069
***relative* Natural Colour (NC)**
*lab*lrj* 0.39 1.0 0.0
*lab*tce* 0.5 1.0 0.0
*lab*ncE* 0.0 1.0 r00j

***n** = 0,00*

Schwarzheit *n**

0,25 0,50 ***n** = 0,50* 0,75 1,00

relative Buntheit *c**

3 stufige Reihen für konstanten CIELAB Buntton 25/360 = 0.069 (rechts)

Siehe ähnliche Dateien: http://www.ps.bam.de/UG14/
Technische Information: http://www.ps.bam.de Version 2.1, io=0,0

BAM-Registrierung: 20060101-UG14/10L/L14G06NP.PS/.PDF BAM-Material: Code=rha4ta
Anwendung für Beurteilung und Messung von Drucker− oder Monitorsystemen
/UG14/ Forms: 7/10. Serie: 1/1, Seite: 7 Seitenz hlung 7

Eingabe: Farbmetrisches Reflexions-System MRS18
für Buntton *h = lab*h = 92/360 = 0.255***
lab*tch* und *lab*nch

D65: Buntton J
LCH*Ma: 89 86 92
olv*Ma: 1.0 0.95 0.0

Dreiecks-Helligkeit *t**

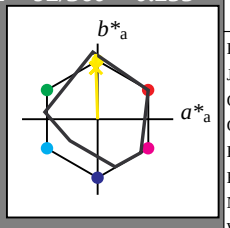

MRS18; adaptierte CIELAB-Daten

	$L^*=L^*_a$	a^*_a	b^*_a	$C^*_{ab,a}$	$h^*_{ab,a}$
R_{Ma}	49.63	66.96	38.37	77.18	30
J_{Ma}	90.7	−6.36	88.75	88.98	94
G_{Ma}	52.11	−69.73	9.44	70.37	172
$G50B_{Ma}$	45.03	−36.57	−28.47	46.36	218
B_{Ma}	36.65	23.19	−63.05	67.18	290
$B50R_{Ma}$	34.94	57.17	−44.26	72.31	322
N_{Ma}	18.01	0.0	0.0	0.0	0
W_{Ma}	95.41	0.0	0.0	0.0	0
R_{CIE}	39.92	58.66	26.98	64.56	25
J_{CIE}	81.26	−2.17	67.76	67.79	92
G_{CIE}	52.23	−42.26	11.75	43.87	164
B_{CIE}	30.57	1.15	−46.84	46.87	271

%Umfang
u^*_{rel} = 91
%Regularität
$g^*_{H,rel}$ = 41
$g^*_{C,rel}$ = 52

***relative* Inform. Technology (IT)**

*olvi3**	1.0	1.0	1.0	(1.0)
*cmyn3**	0.0	0.0	0.0	(0.0)
*olvi4**	1.0	1.0	1.0	1.0
*cmyn4**	0.0	0.0	0.0	0.0

***standard* and *adapted* CIELAB**

*LAB*LAB*	95.41	−0.97	4.75
*LAB*LABa*	95.41	0.0	0.0
*LAB*TCHa*	99.99	0.01	–

relative* CIELAB *lab*

*lab*lab*	1.0	0.0	0.0
*lab*tch*	1.0	0.0	–
*lab*nch*	0.0	0.0	–

***relative* Natural Colour (NC)**

*lab*lrj*	1.0	0.0	0.0
*lab*tce*	1.0	0.0	–
*lab*ncE*	0.0	0.0	–

***relative* Inform. Technology (IT)**

*olvi3**	1.0	0.976	0.5	(1.0)
*cmyn3**	0.0	0.024	0.5	(0.0)
*olvi4**	1.0	0.976	0.5	1.0
*cmyn4**	0.0	0.024	0.5	0.0

***standard* and *adapted* CIELAB**

*LAB*LAB*	92.04	−2.3	47.67
*LAB*LABa*	92.04	−1.39	43.14
*LAB*TCHa*	75.0	43.16	91.85

relative* CIELAB *lab*

*lab*lab*	0.957	−0.015	0.5
*lab*tch*	0.75	0.5	0.255
*lab*nch*	0.0	0.5	0.255

***relative* Natural Colour (NC)**

*lab*lrj*	0.957	0.0	0.5
*lab*tce*	0.75	0.5	0.25
*lab*ncE*	0.0	0.5	j00g

***relative* Inform. Technology (IT)**

*olvi3**	1.0	0.951	0.0	(1.0)
*cmyn3**	0.0	0.049	1.0	(0.0)
*olvi4**	1.0	0.951	0.0	1.0
*cmyn4**	0.0	0.049	1.0	0.0

***standard* and *adapted* CIELAB**

*LAB*LAB*	88.68	−3.62	90.58
*LAB*LABa*	88.68	−2.77	86.27
*LAB*TCHa*	50.0	86.32	91.85

relative* CIELAB *lab*

*lab*lab*	0.913	−0.031	0.999
*lab*tch*	0.5	1.0	0.255
*lab*nch*	0.0	1.0	0.255

***relative* Natural Colour (NC)**

*lab*lrj*	0.913	0.0	1.0
*lab*tce*	0.5	1.0	0.25
*lab*ncE*	0.0	1.0	j00g

***relative* Inform. Technology (IT)**

*olvi3**	0.5	0.5	0.5	(1.0)
*cmyn3**	0.5	0.5	0.5	(0.0)
*olvi4**	1.0	1.0	1.0	0.5
*cmyn4**	0.0	0.0	0.0	0.5

***standard* and *adapted* CIELAB**

*LAB*LAB*	56.71	−0.23	2.14
*LAB*LABa*	56.71	0.0	0.0
*LAB*TCHa*	50.0	0.01	–

relative* CIELAB *lab*

*lab*lab*	0.5	0.0	0.0
*lab*tch*	0.5	0.0	–
*lab*nch*	0.5	0.0	–

***relative* Natural Colour (NC)**

*lab*lrj*	0.5	0.0	0.0
*lab*tce*	0.5	0.0	–
*lab*ncE*	0.5	0.0	–

***relative* Inform. Technology (IT)**

*olvi3**	0.5	0.476	0.0	(1.0)
*cmyn3**	0.5	0.524	1.0	(0.0)
*olvi4**	1.0	0.976	0.5	0.5
*cmyn4**	0.0	0.024	0.5	0.5

***standard* and *adapted* CIELAB**

*LAB*LAB*	53.35	−1.55	45.05
*LAB*LABa*	53.35	−1.38	43.13
*LAB*TCHa*	25.01	43.16	91.84

relative* CIELAB *lab*

*lab*lab*	0.457	−0.015	0.5
*lab*tch*	0.25	0.5	0.255
*lab*nch*	0.5	0.5	0.255

***relative* Natural Colour (NC)**

*lab*lrj*	0.457	0.0	0.5
*lab*tce*	0.25	0.5	0.25
*lab*ncE*	0.5	0.5	r99j

***relative* Inform. Technology (IT)**

*olvi3**	0.0	0.0	0.0	(1.0)
*cmyn3**	1.0	1.0	1.0	(0.0)
*olvi4**	1.0	1.0	1.0	0.0
*cmyn4**	0.0	0.0	0.0	1.0

***standard* and *adapted* CIELAB**

*LAB*LAB*	18.02	0.5	−0.46
*LAB*LABa*	18.02	0.0	0.0
*LAB*TCHa*	0.01	0.01	–

relative* CIELAB *lab*

*lab*lab*	0.0	0.0	0.0
*lab*tch*	0.0	0.0	–
*lab*nch*	1.0	0.0	–

***relative* Natural Colour (NC)**

*lab*lrj*	0.0	0.0	0.0
*lab*tce*	0.0	0.0	–
*lab*ncE*	1.0	0.0	–

*n** = 0,00

Schwarzheit *n**

0,25 0,50 *n** = 0,50 0,75 1,00

relative Buntheit *c**

*n** = 1,0

Ausgabe: Farbmetrisches Reflexions-System MRS18
für Buntton *h = lab*h = 92/360 = 0.255***
lab*tch* und *lab*nch

D65: Buntton J
LCH*Ma: 89 86 92
olv*Ma: 1.0 0.95 0.0

Dreiecks-Helligkeit *t**

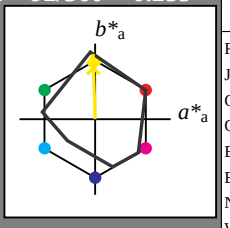

MRS18; adaptierte CIELAB-Daten

	$L^*=L^*_a$	a^*_a	b^*_a	$C^*_{ab,a}$	$h^*_{ab,a}$
R_{Ma}	49.63	66.96	38.37	77.18	30
J_{Ma}	90.7	−6.36	88.75	88.98	94
G_{Ma}	52.11	−69.73	9.44	70.37	172
$G50B_{Ma}$	45.03	−36.57	−28.47	46.36	218
B_{Ma}	36.65	23.19	−63.05	67.18	290
$B50R_{Ma}$	34.94	57.17	−44.26	72.31	322
N_{Ma}	18.01	0.0	0.0	0.0	0
W_{Ma}	95.41	0.0	0.0	0.0	0
R_{CIE}	39.92	58.66	26.98	64.56	25
J_{CIE}	81.26	−2.17	67.76	67.79	92
G_{CIE}	52.23	−42.26	11.75	43.87	164
B_{CIE}	30.57	1.15	−46.84	46.87	271

%Umfang
u^*_{rel} = 91
%Regularität
$g^*_{H,rel}$ = 41
$g^*_{C,rel}$ = 52

***relative* Inform. Technology (IT)**

*olvi3**	1.0	1.0	1.0	(1.0)
*cmyn3**	0.0	0.0	0.0	(0.0)
*olvi4**	1.0	1.0	1.0	1.0
*cmyn4**	0.0	0.0	0.0	0.0

***standard* and *adapted* CIELAB**

*LAB*LAB*	95.41	−0.97	4.75
*LAB*LABa*	95.41	0.0	0.0
*LAB*TCHa*	99.99	0.01	–

relative* CIELAB *lab*

*lab*lab*	1.0	0.0	0.0
*lab*tch*	1.0	0.0	–
*lab*nch*	0.0	0.0	–

***relative* Natural Colour (NC)**

*lab*lrj*	1.0	0.0	0.0
*lab*tce*	1.0	0.0	–
*lab*ncE*	0.0	0.0	–

***relative* Inform. Technology (IT)**

*olvi3**	1.0	0.976	0.5	(1.0)
*cmyn3**	0.0	0.024	0.5	(0.0)
*olvi4**	1.0	0.976	0.5	1.0
*cmyn4**	0.0	0.024	0.5	0.0

***standard* and *adapted* CIELAB**

*LAB*LAB*	92.04	−2.3	47.67
*LAB*LABa*	92.04	−1.39	43.14
*LAB*TCHa*	75.0	43.16	91.85

relative* CIELAB *lab*

*lab*lab*	0.957	−0.015	0.5
*lab*tch*	0.75	0.5	0.255
*lab*nch*	0.0	0.5	0.255

***relative* Natural Colour (NC)**

*lab*lrj*	0.957	0.0	0.5
*lab*tce*	0.75	0.5	0.25
*lab*ncE*	0.0	0.5	j00g

***relative* Inform. Technology (IT)**

*olvi3**	1.0	0.951	0.0	(1.0)
*cmyn3**	0.0	0.049	1.0	(0.0)
*olvi4**	1.0	0.951	0.0	1.0
*cmyn4**	0.0	0.049	1.0	0.0

***standard* and *adapted* CIELAB**

*LAB*LAB*	88.68	−3.62	90.58
*LAB*LABa*	88.68	−2.77	86.27
*LAB*TCHa*	50.0	86.32	91.85

relative* CIELAB *lab*

*lab*lab*	0.913	−0.031	0.999
*lab*tch*	0.5	1.0	0.255
*lab*nch*	0.0	1.0	0.255

***relative* Natural Colour (NC)**

*lab*lrj*	0.913	0.0	1.0
*lab*tce*	0.5	1.0	0.25
*lab*ncE*	0.0	1.0	j00g

***relative* Inform. Technology (IT)**

*olvi3**	0.5	0.5	0.5	(1.0)
*cmyn3**	0.5	0.5	0.5	(0.0)
*olvi4**	1.0	1.0	1.0	0.5
*cmyn4**	0.0	0.0	0.0	0.5

***standard* and *adapted* CIELAB**

*LAB*LAB*	56.71	−0.23	2.14
*LAB*LABa*	56.71	0.0	0.0
*LAB*TCHa*	50.0	0.01	–

relative* CIELAB *lab*

*lab*lab*	0.5	0.0	0.0
*lab*tch*	0.5	0.0	–
*lab*nch*	0.5	0.0	–

***relative* Natural Colour (NC)**

*lab*lrj*	0.5	0.0	0.0
*lab*tce*	0.5	0.0	–
*lab*ncE*	0.5	0.0	–

***relative* Inform. Technology (IT)**

*olvi3**	0.5	0.476	0.0	(1.0)
*cmyn3**	0.5	0.524	1.0	(0.0)
*olvi4**	1.0	0.976	0.5	0.5
*cmyn4**	0.0	0.024	0.5	0.5

***standard* and *adapted* CIELAB**

*LAB*LAB*	53.35	−1.55	45.05
*LAB*LABa*	53.35	−1.38	43.13
*LAB*TCHa*	25.01	43.16	91.84

relative* CIELAB *lab*

*lab*lab*	0.457	−0.015	0.5
*lab*tch*	0.25	0.5	0.255
*lab*nch*	0.5	0.5	0.255

***relative* Natural Colour (NC)**

*lab*lrj*	0.457	0.0	0.5
*lab*tce*	0.25	0.5	0.25
*lab*ncE*	0.5	0.5	r99j

***relative* Inform. Technology (IT)**

*olvi3**	0.0	0.0	0.0	(1.0)
*cmyn3**	1.0	1.0	1.0	(0.0)
*olvi4**	1.0	1.0	1.0	0.0
*cmyn4**	0.0	0.0	0.0	1.0

***standard* and *adapted* CIELAB**

*LAB*LAB*	18.02	0.5	−0.46
*LAB*LABa*	18.02	0.0	0.0
*LAB*TCHa*	0.01	0.01	–

relative* CIELAB *lab*

*lab*lab*	0.0	0.0	0.0
*lab*tch*	0.0	0.0	–
*lab*nch*	1.0	0.0	–

***relative* Natural Colour (NC)**

*lab*lrj*	0.0	0.0	0.0
*lab*tce*	0.0	0.0	–
*lab*ncE*	1.0	0.0	–

*n** = 0,00

Schwarzheit *n**

0,25 0,50 *n** = 0,50 0,75 1,00

relative Buntheit *c**

*n** = 1,0

UG140−7, 3 stufige Reihen für konstanten CIELAB Buntton 92/360 = 0.255 (links)

3 stufige Reihen für konstanten CIELAB Buntton 92/360 = 0.255 (rechts)

BAM-Prüfvorlage UG14; Farbmetrik-Systeme MRS18 & MRS18
D65: 2 Koordinaten-Daten von 3stufigen Farbreihen für 10 Buntton

Input: *cmy0* setcmykcolor*
Output: *no change compared to input*

Siehe ähnliche Dateien: http://www.ps.bam.de/UG14/
Technische Information: http://www.ps.bam.de Version 2.1, io=0,0

BAM-Registrierung: 20060101-UG14/10L/L14G07NP.PS/.PDF BAM-Material: Code=rha4ta
Anwendung für Beurteilung und Messung von Drucker− oder Monitorsystemen

/UG14/ Form: 8/10. Serie: 1/1, Seite: 8 Seitenz hlung 8

Eingabe: Farbmetrisches Reflexions-System MRS18
für Buntton *h = lab*h = 164/360 = 0.457***
lab*tch* und *lab*nch

D65: Buntton G
LCH*Ma: 56 66 164
olv*Ma: 0.1 1.0 0.0

Dreiecks-Helligkeit *t**

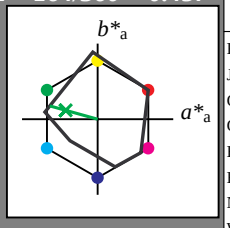

MRS18; adaptierte CIELAB-Daten

	$L^*=L^*_a$	a^*_a	b^*_a	$C^*_{ab,a}$	$h^*_{ab,a}$
R_{Ma}	49.63	66.96	38.37	77.18	30
J_{Ma}	90.7	−6.36	88.75	88.98	94
G_{Ma}	52.11	−69.73	9.44	70.37	172
$G50B_{Ma}$	45.03	−36.57	−28.47	46.36	218
B_{Ma}	36.65	23.19	−63.05	67.18	290
$B50R_{Ma}$	34.94	57.17	−44.26	72.31	322
N_{Ma}	18.01	0.0	0.0	0.0	0
W_{Ma}	95.41	0.0	0.0	0.0	0
R_{CIE}	39.92	58.66	26.98	64.56	25
J_{CIE}	81.26	−2.17	67.76	67.79	92
G_{CIE}	52.23	−42.26	11.75	43.87	164
B_{CIE}	30.57	1.15	−46.84	46.87	271

%Umfang
u^*_{rel} = 91
%Regularität
$g^*_{H,rel}$ = 41
$g^*_{C,rel}$ = 52

***relative* Inform. Technology (IT)**
*olvi3** 1.0 1.0 1.0 (1.0)
*cmyn3** 0.0 0.0 0.0 (0.0)
*olvi4** 1.0 1.0 1.0 1.0
*cmyn4** 0.0 0.0 0.0 0.0
***standard* and *adapted* CIELAB**
*LAB*LAB* 95.41 −0.97 4.75
*LAB*LABa* 95.41 0.0 0.0
*LAB*TCHa* 99.99 0.01 –
relative* CIELAB *lab*
*lab*lab* 1.0 0.0 0.0
*lab*tch* 1.0 0.0 –
*lab*nch* 0.0 0.0 –
***relative* Natural Colour (NC)**
*lab*lrj* 1.0 0.0 0.0
*lab*tce* 1.0 0.0 –
*lab*ncE* 0.0 0.0 –

***relative* Inform. Technology (IT)**
*olvi3** 0.5 0.5 0.5 (1.0)
*cmyn3** 0.5 0.5 0.5 (0.0)
*olvi4** 1.0 1.0 1.0 0.5
*cmyn4** 0.0 0.0 0.0 0.5
***standard* and *adapted* CIELAB**
*LAB*LAB* 56.71 −0.23 2.14
*LAB*LABa* 56.71 0.0 0.0
*LAB*TCHa* 50.0 0.01 –
relative* CIELAB *lab*
*lab*lab* 0.5 0.0 0.0
*lab*tch* 0.5 0.0 –
*lab*nch* 0.5 0.0 –
***relative* Natural Colour (NC)**
*lab*lrj* 0.5 0.0 0.0
*lab*tce* 0.5 0.0 –
*lab*ncE* 0.5 0.0 –

***relative* Inform. Technology (IT)**
*olvi3** 0.0 0.0 0.0 (1.0)
*cmyn3** 1.0 1.0 1.0 (0.0)
*olvi4** 1.0 1.0 1.0 0.0
*cmyn4** 0.0 0.0 0.0 1.0
***standard* and *adapted* CIELAB**
*LAB*LAB* 18.02 0.5 −0.46
*LAB*LABa* 18.02 0.0 0.0
*LAB*TCHa* 0.01 0.01 –
relative* CIELAB *lab*
*lab*lab* 0.0 0.0 0.0
*lab*tch* 0.0 0.0 –
*lab*nch* 1.0 0.0 –
***relative* Natural Colour (NC)**
*lab*lrj* 0.0 0.0 0.0
*lab*tce* 0.0 0.0 –
*lab*ncE* 1.0 0.0 –

***n** = 1,0*

***relative* Inform. Technology (IT)**
*olvi3** 0.551 1.0 0.5 (1.0)
*cmyn3** 0.449 0.0 0.5 (0.0)
*olvi4** 0.551 1.0 0.5 1.0
*cmyn4** 0.449 0.0 0.5 0.0
***standard* and *adapted* CIELAB**
*LAB*LAB* 75.74 −32.2 12.22
*LAB*LABa* 75.74 −31.6 8.79
*LAB*TCHa* 75.0 32.81 164.46
relative* CIELAB *lab*
*lab*lab* 0.746 −0.481 0.134
*lab*tch* 0.75 0.5 0.457
*lab*nch* 0.0 0.5 0.457
***relative* Natural Colour (NC)**
*lab*lrj* 0.746 −0.499 0.0
*lab*tce* 0.75 0.5 0.5
*lab*ncE* 0.0 0.5 j99g

***relative* Inform. Technology (IT)**
*olvi3** 0.051 0.5 0.0 (1.0)
*cmyn3** 0.949 0.5 1.0 (0.0)
*olvi4** 0.551 1.0 0.5 0.5
*cmyn4** 0.449 0.0 0.5 0.5
***standard* and *adapted* CIELAB**
*LAB*LAB* 37.04 −31.47 9.6
*LAB*LABa* 37.04 −31.6 8.78
*LAB*TCHa* 25.01 32.81 164.47
relative* CIELAB *lab*
*lab*lab* 0.246 −0.481 0.134
*lab*tch* 0.25 0.5 0.457
*lab*nch* 0.5 0.5 0.457
***relative* Natural Colour (NC)**
*lab*lrj* 0.246 −0.499 0.0
*lab*tce* 0.25 0.5 0.5
*lab*ncE* 0.5 0.5 g00b

***relative* Inform. Technology (IT)**
*olvi3** 0.103 1.0 0.0 (1.0)
*cmyn3** 0.897 0.0 1.0 (0.0)
*olvi4** 0.103 1.0 0.0 1.0
*cmyn4** 0.897 0.0 1.0 0.0
***standard* and *adapted* CIELAB**
*LAB*LAB* 56.07 −63.44 19.68
*LAB*LABa* 56.07 −63.21 17.58
*LAB*TCHa* 50.0 65.62 164.46
relative* CIELAB *lab*
*lab*lab* 0.492 −0.962 0.268
*lab*tch* 0.5 1.0 0.457
*lab*nch* 0.0 1.0 0.457
***relative* Natural Colour (NC)**
*lab*lrj* 0.492 −0.999 0.0
*lab*tce* 0.5 1.0 0.5
*lab*ncE* 0.0 1.0 g00b

***n** = 0,00*

Schwarzheit *n**

0,25 0,50 ***n** = 0,50* 0,75 1,00

relative Buntheit *c**

UG140−7, 3 stufige Reihen für konstanten CIELAB Buntton 164/360 = 0.457 (links)

Ausgabe: Farbmetrisches Reflexions-System MRS18
für Buntton *h = lab*h = 164/360 = 0.457***
lab*tch* und *lab*nch

D65: Buntton G
LCH*Ma: 56 66 164
olv*Ma: 0.1 1.0 0.0

Dreiecks-Helligkeit *t**

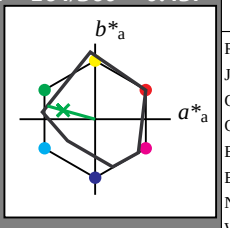

MRS18; adaptierte CIELAB-Daten

	$L^*=L^*_a$	a^*_a	b^*_a	$C^*_{ab,a}$	$h^*_{ab,a}$
R_{Ma}	49.63	66.96	38.37	77.18	30
J_{Ma}	90.7	−6.36	88.75	88.98	94
G_{Ma}	52.11	−69.73	9.44	70.37	172
$G50B_{Ma}$	45.03	−36.57	−28.47	46.36	218
B_{Ma}	36.65	23.19	−63.05	67.18	290
$B50R_{Ma}$	34.94	57.17	−44.26	72.31	322
N_{Ma}	18.01	0.0	0.0	0.0	0
W_{Ma}	95.41	0.0	0.0	0.0	0
R_{CIE}	39.92	58.66	26.98	64.56	25
J_{CIE}	81.26	−2.17	67.76	67.79	92
G_{CIE}	52.23	−42.26	11.75	43.87	164
B_{CIE}	30.57	1.15	−46.84	46.87	271

%Umfang
u^*_{rel} = 91
%Regularität
$g^*_{H,rel}$ = 41
$g^*_{C,rel}$ = 52

***relative* Inform. Technology (IT)**
*olvi3** 1.0 1.0 1.0 (1.0)
*cmyn3** 0.0 0.0 0.0 (0.0)
*olvi4** 1.0 1.0 1.0 1.0
*cmyn4** 0.0 0.0 0.0 0.0
***standard* and *adapted* CIELAB**
*LAB*LAB* 95.41 −0.97 4.75
*LAB*LABa* 95.41 0.0 0.0
*LAB*TCHa* 99.99 0.01 –
relative* CIELAB *lab*
*lab*lab* 1.0 0.0 0.0
*lab*tch* 1.0 0.0 –
*lab*nch* 0.0 0.0 –
***relative* Natural Colour (NC)**
*lab*lrj* 1.0 0.0 0.0
*lab*tce* 1.0 0.0 –
*lab*ncE* 0.0 0.0 –

***relative* Inform. Technology (IT)**
*olvi3** 0.5 0.5 0.5 (1.0)
*cmyn3** 0.5 0.5 0.5 (0.0)
*olvi4** 1.0 1.0 1.0 0.5
*cmyn4** 0.0 0.0 0.0 0.5
***standard* and *adapted* CIELAB**
*LAB*LAB* 56.71 −0.23 2.14
*LAB*LABa* 56.71 0.0 0.0
*LAB*TCHa* 50.0 0.01 –
relative* CIELAB *lab*
*lab*lab* 0.5 0.0 0.0
*lab*tch* 0.5 0.0 –
*lab*nch* 0.5 0.0 –
***relative* Natural Colour (NC)**
*lab*lrj* 0.5 0.0 0.0
*lab*tce* 0.5 0.0 –
*lab*ncE* 0.5 0.0 –

***relative* Inform. Technology (IT)**
*olvi3** 0.0 0.0 0.0 (1.0)
*cmyn3** 1.0 1.0 1.0 (0.0)
*olvi4** 1.0 1.0 1.0 0.0
*cmyn4** 0.0 0.0 0.0 1.0
***standard* and *adapted* CIELAB**
*LAB*LAB* 18.02 0.5 −0.46
*LAB*LABa* 18.02 0.0 0.0
*LAB*TCHa* 0.01 0.01 –
relative* CIELAB *lab*
*lab*lab* 0.0 0.0 0.0
*lab*tch* 0.0 0.0 –
*lab*nch* 1.0 0.0 –
***relative* Natural Colour (NC)**
*lab*lrj* 0.0 0.0 0.0
*lab*tce* 0.0 0.0 –
*lab*ncE* 1.0 0.0 –

***n** = 1,0*

***relative* Inform. Technology (IT)**
*olvi3** 0.551 1.0 0.5 (1.0)
*cmyn3** 0.449 0.0 0.5 (0.0)
*olvi4** 0.551 1.0 0.5 1.0
*cmyn4** 0.449 0.0 0.5 0.0
***standard* and *adapted* CIELAB**
*LAB*LAB* 75.74 −32.2 12.22
*LAB*LABa* 75.74 −31.6 8.79
*LAB*TCHa* 75.0 32.81 164.46
relative* CIELAB *lab*
*lab*lab* 0.746 −0.481 0.134
*lab*tch* 0.75 0.5 0.457
*lab*nch* 0.0 0.5 0.457
***relative* Natural Colour (NC)**
*lab*lrj* 0.746 −0.499 0.0
*lab*tce* 0.75 0.5 0.5
*lab*ncE* 0.0 0.5 j99g

***relative* Inform. Technology (IT)**
*olvi3** 0.051 0.5 0.0 (1.0)
*cmyn3** 0.949 0.5 1.0 (0.0)
*olvi4** 0.551 1.0 0.5 0.5
*cmyn4** 0.449 0.0 0.5 0.5
***standard* and *adapted* CIELAB**
*LAB*LAB* 37.04 −31.47 9.6
*LAB*LABa* 37.04 −31.6 8.78
*LAB*TCHa* 25.01 32.81 164.47
relative* CIELAB *lab*
*lab*lab* 0.246 −0.481 0.134
*lab*tch* 0.25 0.5 0.457
*lab*nch* 0.5 0.5 0.457
***relative* Natural Colour (NC)**
*lab*lrj* 0.246 −0.499 0.0
*lab*tce* 0.25 0.5 0.5
*lab*ncE* 0.5 0.5 g00b

***relative* Inform. Technology (IT)**
*olvi3** 0.103 1.0 0.0 (1.0)
*cmyn3** 0.897 0.0 1.0 (0.0)
*olvi4** 0.103 1.0 0.0 1.0
*cmyn4** 0.897 0.0 1.0 0.0
***standard* and *adapted* CIELAB**
*LAB*LAB* 56.07 −63.44 19.68
*LAB*LABa* 56.07 −63.21 17.58
*LAB*TCHa* 50.0 65.62 164.46
relative* CIELAB *lab*
*lab*lab* 0.492 −0.962 0.268
*lab*tch* 0.5 1.0 0.457
*lab*nch* 0.0 1.0 0.457
***relative* Natural Colour (NC)**
*lab*lrj* 0.492 −0.999 0.0
*lab*tce* 0.5 1.0 0.5
*lab*ncE* 0.0 1.0 g00b

***n** = 0,00*

Schwarzheit *n**

0,25 0,50 ***n** = 0,50* 0,75 1,00

relative Buntheit *c**

3 stufige Reihen für konstanten CIELAB Buntton 164/360 = 0.457 (rechts)

Siehe ähnliche Dateien: http://www.ps.bam.de/UG14/
Technische Information: http://www.ps.bam.de Version 2.1, io=0,0

BAM-Registrierung: 20060101-UG14/10L/L14G08NP.PS/.PDF BAM-Material: Code=rha4ta
Anwendung für Beurteilung und Messung von Drucker− oder Monitorsystemen
/UG14/ Form: 9/10. Serie: 1/1, Seite: 9 Seitenz hlung 9

Eingabe: Farbmetrisches Reflexions-System MRS18
für Buntton $h^* = lab^*h = 271/360 = 0.754$
lab*tch* und *lab*nch

D65: Buntton B
LCH*Ma: 40 50 271
olv*Ma: 0.0 0.37 1.0

Dreiecks-Helligkeit t^*

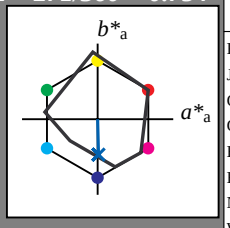

MRS18; adaptierte CIELAB-Daten

	$L^*=L^*_a$	a^*_a	b^*_a	$C^*_{ab,a}$	$h^*_{ab,a}$
R_{Ma}	49.63	66.96	38.37	77.18	30
J_{Ma}	90.7	−6.36	88.75	88.98	94
G_{Ma}	52.11	−69.73	9.44	70.37	172
$G50B_{Ma}$	45.03	−36.57	−28.47	46.36	218
B_{Ma}	36.65	23.19	−63.05	67.18	290
$B50R_{Ma}$	34.94	57.17	−44.26	72.31	322
N_{Ma}	18.01	0.0	0.0	0.0	0
W_{Ma}	95.41	0.0	0.0	0.0	0
R_{CIE}	39.92	58.66	26.98	64.56	25
J_{CIE}	81.26	−2.17	67.76	67.79	92
G_{CIE}	52.23	−42.26	11.75	43.87	164
B_{CIE}	30.57	1.15	−46.84	46.87	271

%Umfang
$u^*_{rel} = 91$
%Regularität
$g^*_{H,rel} = 41$
$g^*_{C,rel} = 52$

***relative* Inform. Technology (IT)**
*olvi3** 1.0 1.0 1.0 (1.0)
*cmyn3** 0.0 0.0 0.0 (0.0)
*olvi4** 1.0 1.0 1.0 1.0
*cmyn4** 0.0 0.0 0.0 0.0
***standard* and *adapted* CIELAB**
*LAB*LAB* 95.41 −0.97 4.75
*LAB*LABa* 95.41 0.0 0.0
*LAB*TCHa* 99.99 0.01 –
relative* CIELAB *lab*
*lab*lab* 1.0 0.0 0.0
*lab*tch* 1.0 0.0 –
*lab*nch* 0.0 0.0 –
***relative* Natural Colour (NC)**
*lab*lrj* 1.0 0.0 0.0
*lab*tce* 1.0 0.0 –
*lab*ncE* 0.0 0.0 –

***relative* Inform. Technology (IT)**
*olvi3** 0.5 0.684 1.0 (1.0)
*cmyn3** 0.5 0.316 0.0 (0.0)
*olvi4** 0.5 0.684 1.0 1.0
*cmyn4** 0.5 0.316 0.0 0.0
***standard* and *adapted* CIELAB**
*LAB*LAB* 67.57 0.17 −22.28
*LAB*LABa* 67.57 0.61 −25.16
*LAB*TCHa* 75.0 25.18 271.4
relative* CIELAB *lab*
*lab*lab* 0.64 0.012 −0.499
*lab*tch* 0.75 0.5 0.754
*lab*nch* 0.0 0.5 0.754
***relative* Natural Colour (NC)**
*lab*lrj* 0.64 0.0 −0.499
*lab*tce* 0.75 0.5 0.75
*lab*ncE* 0.0 0.5 g99b

***relative* Inform. Technology (IT)**
*olvi3** 0.0 0.367 1.0 (1.0)
*cmyn3** 1.0 0.633 0.0 (0.0)
*olvi4** 0.0 0.367 1.0 1.0
*cmyn4** 1.0 0.633 0.0 0.0
***standard* and *adapted* CIELAB**
*LAB*LAB* 39.73 1.32 −49.33
*LAB*LABa* 39.73 1.23 −50.34
*LAB*TCHa* 50.0 50.36 271.41
relative* CIELAB *lab*
*lab*lab* 0.281 0.025 −0.998
*lab*tch* 0.5 1.0 0.754
*lab*nch* 0.0 1.0 0.754
***relative* Natural Colour (NC)**
*lab*lrj* 0.281 0.0 −0.999
*lab*tce* 0.5 1.0 0.75
*lab*ncE* 0.0 1.0 b00r

***relative* Inform. Technology (IT)**
*olvi3** 0.5 0.5 0.5 (1.0)
*cmyn3** 0.5 0.5 0.5 (0.0)
*olvi4** 1.0 1.0 1.0 0.5
*cmyn4** 0.0 0.0 0.0 0.5
***standard* and *adapted* CIELAB**
*LAB*LAB* 56.71 −0.23 2.14
*LAB*LABa* 56.71 0.0 0.0
*LAB*TCHa* 50.0 0.01 –
relative* CIELAB *lab*
*lab*lab* 0.5 0.0 0.0
*lab*tch* 0.5 0.0 –
*lab*nch* 0.5 0.0 –
***relative* Natural Colour (NC)**
*lab*lrj* 0.5 0.0 0.0
*lab*tce* 0.5 0.0 –
*lab*ncE* 0.5 0.0 –

***relative* Inform. Technology (IT)**
*olvi3** 0.0 0.184 0.5 (1.0)
*cmyn3** 1.0 0.816 0.5 (0.0)
*olvi4** 0.5 0.684 1.0 0.5
*cmyn4** 0.5 0.316 0.0 0.5
***standard* and *adapted* CIELAB**
*LAB*LAB* 28.87 0.92 −24.9
*LAB*LABa* 28.87 0.62 −25.16
*LAB*TCHa* 25.01 25.18 271.41
relative* CIELAB *lab*
*lab*lab* 0.14 0.012 −0.499
*lab*tch* 0.25 0.5 0.754
*lab*nch* 0.5 0.5 0.754
***relative* Natural Colour (NC)**
*lab*lrj* 0.14 0.0 −0.499
*lab*tce* 0.25 0.5 0.75
*lab*ncE* 0.5 0.5 b00r

***relative* Inform. Technology (IT)**
*olvi3** 0.0 0.0 0.0 (1.0)
*cmyn3** 1.0 1.0 1.0 (0.0)
*olvi4** 1.0 1.0 1.0 0.0
*cmyn4** 0.0 0.0 0.0 1.0
***standard* and *adapted* CIELAB**
*LAB*LAB* 18.02 0.5 −0.46
*LAB*LABa* 18.02 0.0 0.0
*LAB*TCHa* 0.01 0.01 –
relative* CIELAB *lab*
*lab*lab* 0.0 0.0 0.0
*lab*tch* 0.0 0.0 –
*lab*nch* 1.0 0.0 –
***relative* Natural Colour (NC)**
*lab*lrj* 0.0 0.0 0.0
*lab*tce* 0.0 0.0 –
*lab*ncE* 1.0 0.0 –

$n^* = 0{,}00$

Schwarzheit n^*

0,25 0,50 $n^* = 0{,}50$ 0,75 1,00

relative Buntheit c^*

$n^* = 1{,}0$

UG140−7, 3 stufige Reihen für konstanten CIELAB Buntton 271/360 = 0.754 (links)

Ausgabe: Farbmetrisches Reflexions-System MRS18
für Buntton $h^* = lab^*h = 271/360 = 0.754$
lab*tch* und *lab*nch

D65: Buntton B
LCH*Ma: 40 50 271
olv*Ma: 0.0 0.37 1.0

Dreiecks-Helligkeit t^*

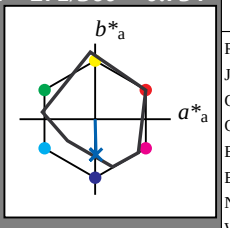

MRS18; adaptierte CIELAB-Daten

	$L^*=L^*_a$	a^*_a	b^*_a	$C^*_{ab,a}$	$h^*_{ab,a}$
R_{Ma}	49.63	66.96	38.37	77.18	30
J_{Ma}	90.7	−6.36	88.75	88.98	94
G_{Ma}	52.11	−69.73	9.44	70.37	172
$G50B_{Ma}$	45.03	−36.57	−28.47	46.36	218
B_{Ma}	36.65	23.19	−63.05	67.18	290
$B50R_{Ma}$	34.94	57.17	−44.26	72.31	322
N_{Ma}	18.01	0.0	0.0	0.0	0
W_{Ma}	95.41	0.0	0.0	0.0	0
R_{CIE}	39.92	58.66	26.98	64.56	25
J_{CIE}	81.26	−2.17	67.76	67.79	92
G_{CIE}	52.23	−42.26	11.75	43.87	164
B_{CIE}	30.57	1.15	−46.84	46.87	271

%Umfang
$u^*_{rel} = 91$
%Regularität
$g^*_{H,rel} = 41$
$g^*_{C,rel} = 52$

***relative* Inform. Technology (IT)**
*olvi3** 1.0 1.0 1.0 (1.0)
*cmyn3** 0.0 0.0 0.0 (0.0)
*olvi4** 1.0 1.0 1.0 1.0
*cmyn4** 0.0 0.0 0.0 0.0
***standard* and *adapted* CIELAB**
*LAB*LAB* 95.41 −0.97 4.75
*LAB*LABa* 95.41 0.0 0.0
*LAB*TCHa* 99.99 0.01 –
relative* CIELAB *lab*
*lab*lab* 1.0 0.0 0.0
*lab*tch* 1.0 0.0 –
*lab*nch* 0.0 0.0 –
***relative* Natural Colour (NC)**
*lab*lrj* 1.0 0.0 0.0
*lab*tce* 1.0 0.0 –
*lab*ncE* 0.0 0.0 –

***relative* Inform. Technology (IT)**
*olvi3** 0.5 0.684 1.0 (1.0)
*cmyn3** 0.5 0.316 0.0 (0.0)
*olvi4** 0.5 0.684 1.0 1.0
*cmyn4** 0.5 0.316 0.0 0.0
***standard* and *adapted* CIELAB**
*LAB*LAB* 67.57 0.17 −22.28
*LAB*LABa* 67.57 0.61 −25.16
*LAB*TCHa* 75.0 25.18 271.4
relative* CIELAB *lab*
*lab*lab* 0.64 0.012 −0.499
*lab*tch* 0.75 0.5 0.754
*lab*nch* 0.0 0.5 0.754
***relative* Natural Colour (NC)**
*lab*lrj* 0.64 0.0 −0.499
*lab*tce* 0.75 0.5 0.75
*lab*ncE* 0.0 0.5 g99b

***relative* Inform. Technology (IT)**
*olvi3** 0.0 0.367 1.0 (1.0)
*cmyn3** 1.0 0.633 0.0 (0.0)
*olvi4** 0.0 0.367 1.0 1.0
*cmyn4** 1.0 0.633 0.0 0.0
***standard* and *adapted* CIELAB**
*LAB*LAB* 39.73 1.32 −49.33
*LAB*LABa* 39.73 1.23 −50.34
*LAB*TCHa* 50.0 50.36 271.41
relative* CIELAB *lab*
*lab*lab* 0.281 0.025 −0.998
*lab*tch* 0.5 1.0 0.754
*lab*nch* 0.0 1.0 0.754
***relative* Natural Colour (NC)**
*lab*lrj* 0.281 0.0 −0.999
*lab*tce* 0.5 1.0 0.75
*lab*ncE* 0.0 1.0 b00r

***relative* Inform. Technology (IT)**
*olvi3** 0.5 0.5 0.5 (1.0)
*cmyn3** 0.5 0.5 0.5 (0.0)
*olvi4** 1.0 1.0 1.0 0.5
*cmyn4** 0.0 0.0 0.0 0.5
***standard* and *adapted* CIELAB**
*LAB*LAB* 56.71 −0.23 2.14
*LAB*LABa* 56.71 0.0 0.0
*LAB*TCHa* 50.0 0.01 –
relative* CIELAB *lab*
*lab*lab* 0.5 0.0 0.0
*lab*tch* 0.5 0.0 –
*lab*nch* 0.5 0.0 –
***relative* Natural Colour (NC)**
*lab*lrj* 0.5 0.0 0.0
*lab*tce* 0.5 0.0 –
*lab*ncE* 0.5 0.0 –

***relative* Inform. Technology (IT)**
*olvi3** 0.0 0.184 0.5 (1.0)
*cmyn3** 1.0 0.816 0.5 (0.0)
*olvi4** 0.5 0.684 1.0 0.5
*cmyn4** 0.5 0.316 0.0 0.5
***standard* and *adapted* CIELAB**
*LAB*LAB* 28.87 0.92 −24.9
*LAB*LABa* 28.87 0.62 −25.16
*LAB*TCHa* 25.01 25.18 271.41
relative* CIELAB *lab*
*lab*lab* 0.14 0.012 −0.499
*lab*tch* 0.25 0.5 0.754
*lab*nch* 0.5 0.5 0.754
***relative* Natural Colour (NC)**
*lab*lrj* 0.14 0.0 −0.499
*lab*tce* 0.25 0.5 0.75
*lab*ncE* 0.5 0.5 b00r

***relative* Inform. Technology (IT)**
*olvi3** 0.0 0.0 0.0 (1.0)
*cmyn3** 1.0 1.0 1.0 (0.0)
*olvi4** 1.0 1.0 1.0 0.0
*cmyn4** 0.0 0.0 0.0 1.0
***standard* and *adapted* CIELAB**
*LAB*LAB* 18.02 0.5 −0.46
*LAB*LABa* 18.02 0.0 0.0
*LAB*TCHa* 0.01 0.01 –
relative* CIELAB *lab*
*lab*lab* 0.0 0.0 0.0
*lab*tch* 0.0 0.0 –
*lab*nch* 1.0 0.0 –
***relative* Natural Colour (NC)**
*lab*lrj* 0.0 0.0 0.0
*lab*tce* 0.0 0.0 –
*lab*ncE* 1.0 0.0 –

$n^* = 0{,}00$

Schwarzheit n^*

0,25 0,50 $n^* = 0{,}50$ 0,75 1,00

relative Buntheit c^*

$n^* = 1{,}0$

3 stufige Reihen für konstanten CIELAB Buntton 271/360 = 0.754 (rechts)

Siehe ähnliche Dateien: http://www.ps.bam.de/UG14/
Technische Information: http://www.ps.bam.de Version 2.1, io=0,0

BAM-Registrierung: 20060101-UG14/10L/L14G09NP.PS/.PDF BAM-Material: Code=rha4ta
Anwendung für Beurteilung und Messung von Drucker− oder Monitorsystemen
/UG14/ Form: 10/10Serie: 1/1, Seite: 10 Seitenzählung 10