Input: Colorimetric Offset Reflective System ORS18

for hue $h^* = lab^*h = 38/360 = 0.105$
*lab*tch* and *lab*nch*

D50: hue O
LCH*Ma: 48 82 38
olv*Ma: 1.0 0.0 0.0

triangle lightness t^*

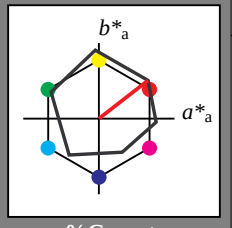

%Gamut
$u^*_{rel} = 94$

ORS18; adapted (a) CIELAB data	$L^*=L^*_a$	a^*_a	b^*_a	$C^*_{ab,a}$	$h^*_{ab,a}$
O_{Ma}	47.94	65.05	50.54	82.38	38
Y_{Ma}	91.0	−4.72	90.58	90.7	93
L_{Ma}	50.9	−63.18	34.98	72.22	151
C_{Ma}	56.99	−39.34	−48.1	62.16	231
V_{Ma}	25.72	30.89	−44.4	54.09	305
M_{Ma}	49.99	75.76	−4.64	75.9	356
N_{Ma}	18.09	0.0	0.0	0.0	0
W_{Ma}	95.46	0.0	0.0	0.0	0
R_{CIE}	41.88	61.66	30.69	68.88	26
J_{CIE}	81.97	2.02	67.79	67.82	88
G_{CIE}	51.62	−41.32	9.74	42.46	167
B_{CIE}	29.2	−5.79	−49.61	49.96	263

%Regularity
$g^*_{H,rel} = 65$
$g^*_{C,rel} = 60$

Output: Colorimetric Television Luminous System TLS00

for hue $h^* = lab^*h = 38/360 = 0.107$
*lab*tch* and *lab*nch*

D50: hue O
LCH*Ma: 54 101 38
olv*Ma: 1.0 0.0 0.0

triangle lightness t^*

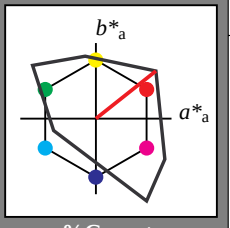

%Gamut
$u^*_{rel} = 156$

TLS00; adapted (a) CIELAB data	$L^*=L^*_a$	a^*_a	b^*_a	$C^*_{ab,a}$	$h^*_{ab,a}$
O_{Ma}	54.19	79.36	63.0	101.33	38
Y_{Ma}	93.44	−14.18	82.59	83.8	100
L_{Ma}	82.82	−83.73	70.41	109.41	140
C_{Ma}	85.22	−55.9	−15.78	58.1	196
V_{Ma}	25.61	67.05	−108.87	127.87	302
M_{Ma}	58.76	91.18	−53.69	105.82	330
N_{Ma}	0.01	0.0	0.0	0.0	0
W_{Ma}	95.41	0.0	0.0	0.0	0
R_{CIE}	41.88	62.0	31.82	69.69	27
J_{CIE}	81.97	1.81	71.59	71.61	89
G_{CIE}	51.62	−41.11	11.52	42.7	164
B_{CIE}	29.2	−5.27	−49.33	49.62	264

%Regularity
$g^*_{H,rel} = 26$
$g^*_{C,rel} = 45$

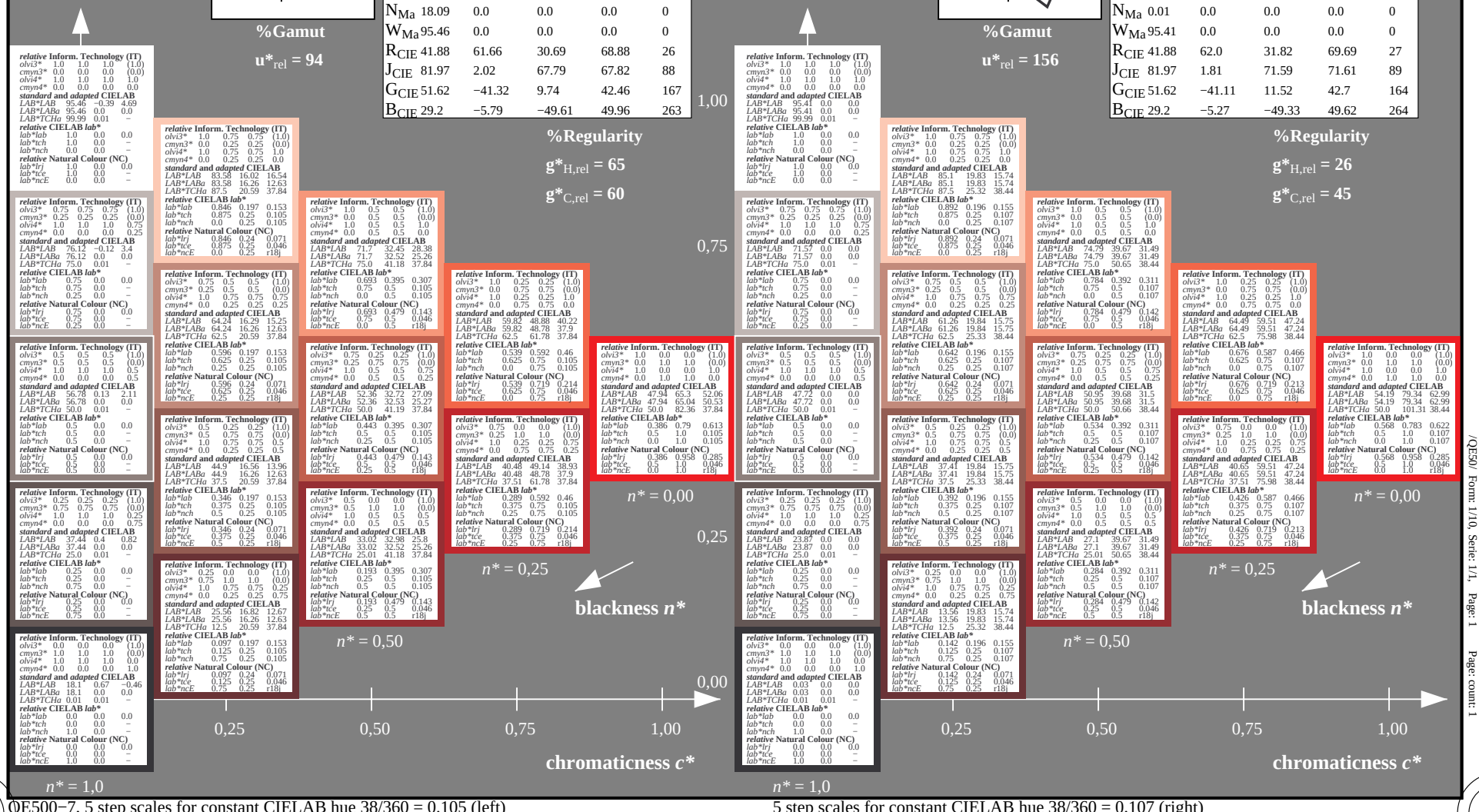

QE500−7, 5 step scales for constant CIELAB hue 38/360 = 0.105 (left)

5 step scales for constant CIELAB hue 38/360 = 0.107 (right)

BAM-test chart QE50; Colorimetric systems ORS18 & TLS00
D50: 2 coordinate data of 5 step colour scales for 10 hues

input: *cmy0* setcmykcolor*
output: *no change compared to input*

See for similar files: http://www.ps.bam.de/QE50/
Technical information: http://www.ps.bam.de Version 2.1, io=0,0

BAM registration: 20060101-QE50/10Q/Q50E00NP.PS/.PDF
application for evaluation and measurement of printer or monitor systems

BAM material: code=rha4ta

Input: Colorimetric Offset Reflective System ORS18

for hue $h^* = lab^*h = 93/360 = 0.258$
*lab*tch* and *lab*nch*

D50: hue Y
LCH*Ma: 91 91 93
olv*Ma: 1.0 1.0 0.0

triangle lightness t^*

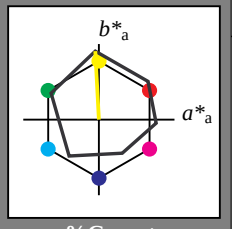

%Gamut
$u^*_{rel} = 94$

ORS18; adapted (a) CIELAB data

	$L^*=L^*_a$	a^*_a	b^*_a	$C^*_{ab,a}$	$h^*_{ab,a}$
O_{Ma}	47.94	65.05	50.54	82.38	38
Y_{Ma}	91.0	−4.72	90.58	90.7	93
L_{Ma}	50.9	−63.18	34.98	72.22	151
C_{Ma}	56.99	−39.34	−48.1	62.16	231
V_{Ma}	25.72	30.89	−44.4	54.09	305
M_{Ma}	49.99	75.76	−4.64	75.9	356
N_{Ma}	18.09	0.0	0.0	0.0	0
W_{Ma}	95.46	0.0	0.0	0.0	0
R_{CIE}	41.88	61.66	30.69	68.88	26
J_{CIE}	81.97	2.02	67.79	67.82	88
G_{CIE}	51.62	−41.32	9.74	42.46	167
B_{CIE}	29.2	−5.79	−49.61	49.96	263

%Regularity
$g^*_{H,rel} = 65$
$g^*_{C,rel} = 60$

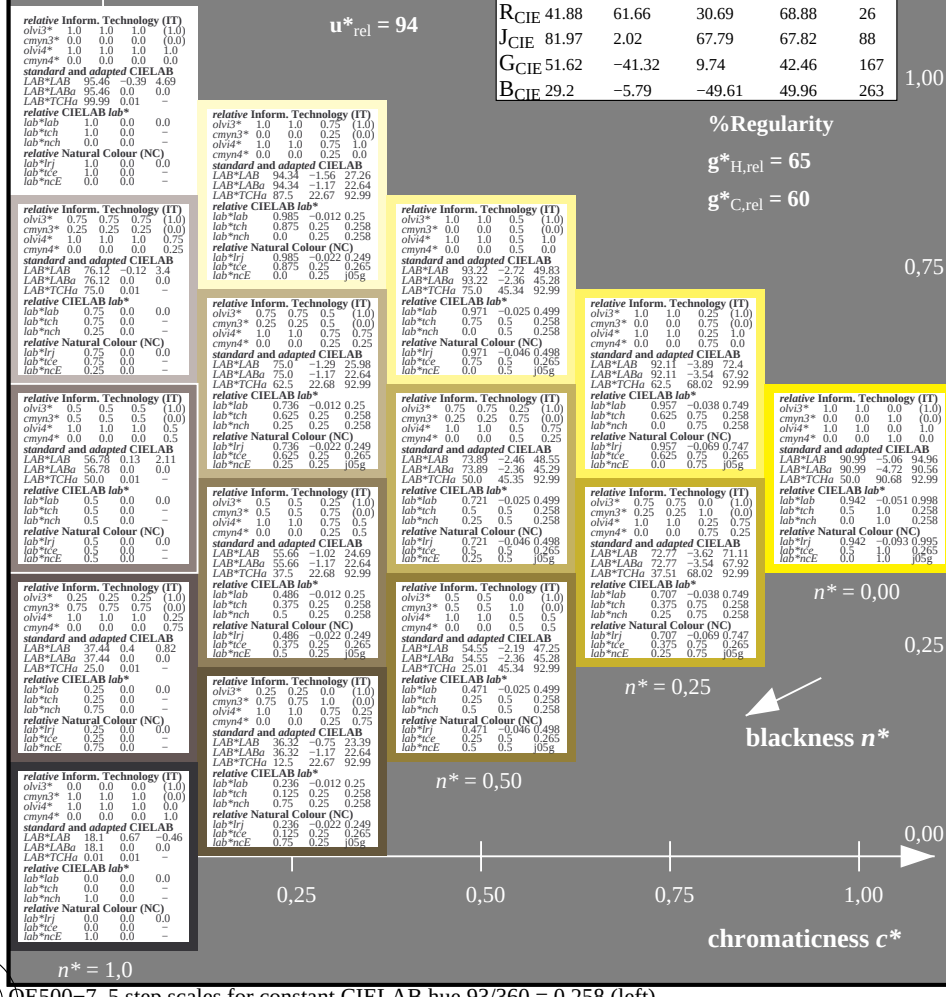

Output: Colorimetric Television Luminous System TLS00

for hue $h^* = lab^*h = 100/360 = 0.277$
*lab*tch* and *lab*nch*

D50: hue Y
LCH*Ma: 93 84 100
olv*Ma: 1.0 1.0 0.0

triangle lightness t^*

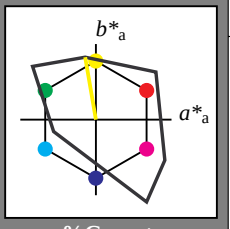

%Gamut
$u^*_{rel} = 156$

TLS00; adapted (a) CIELAB data

	$L^*=L^*_a$	a^*_a	b^*_a	$C^*_{ab,a}$	$h^*_{ab,a}$
O_{Ma}	54.19	79.36	63.0	101.33	38
Y_{Ma}	93.44	−14.18	82.59	83.8	100
L_{Ma}	82.82	−83.73	70.41	109.41	140
C_{Ma}	85.22	−55.9	−15.78	58.1	196
V_{Ma}	25.61	67.05	−108.87	127.87	302
M_{Ma}	58.76	91.18	−53.69	105.82	330
N_{Ma}	0.01	0.0	0.0	0.0	0
W_{Ma}	95.41	0.0	0.0	0.0	0
R_{CIE}	41.88	62.0	31.82	69.69	27
J_{CIE}	81.97	1.81	71.59	71.61	89
G_{CIE}	51.62	−41.11	11.52	42.7	164
B_{CIE}	29.2	−5.27	−49.33	49.62	264

%Regularity
$g^*_{H,rel} = 26$
$g^*_{C,rel} = 45$

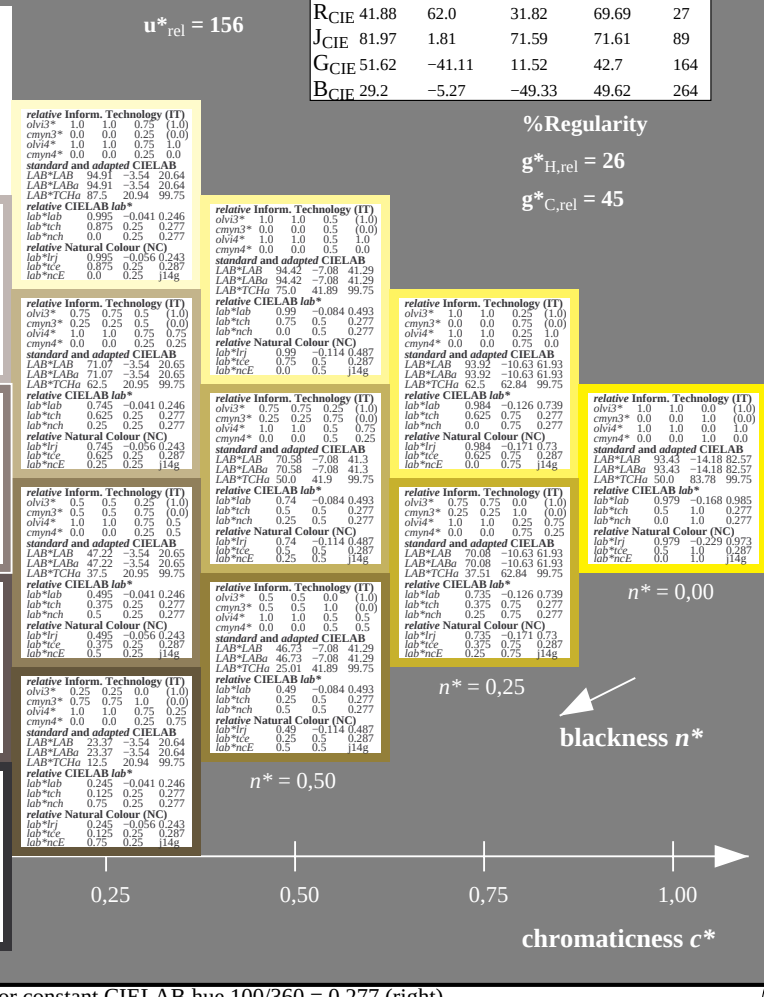

QE500−7, 5 step scales for constant CIELAB hue 93/360 = 0.258 (left)
5 step scales for constant CIELAB hue 100/360 = 0.277 (right)

BAM-test chart QE50; Colorimetric systems ORS18 & TLS00
D50: 2 coordinate data of 5 step colour scales for 10 hues

input: *cmy0* setcmykcolor*
output: *no change compared to input*

See for similar files: http://www.ps.bam.de/QE50/
Technical information: http://www.ps.bam.de Version 2.1, io=0,0

BAM registration: 20060101-QE50/10Q/Q50E01NP.PS/.PDF
application for evaluation and measurement of printer or monitor systems
BAM material: code=rha4ta
/QE50/ Form: 2/10, Serie: 1/1, Page: 2 Page: count: 2

Input: Colorimetric Offset Reflective System ORS18

for hue *h* = lab*h = 151/360 = 0.42*
*lab*tch* and *lab*nch*

D50: hue L
LCH*Ma: 51 72 151
olv*Ma: 0.0 1.0 0.0

triangle lightness *t**

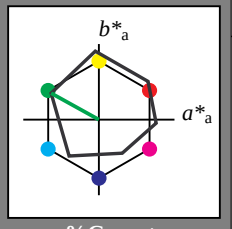

%Gamut

u^*_{rel} = 94

ORS18; adapted (a) CIELAB data	$L^*=L^*_a$	a^*_a	b^*_a	$C^*_{ab,a}$	$h^*_{ab,a}$
O_{Ma}	47.94	65.05	50.54	82.38	38
Y_{Ma}	91.0	−4.72	90.58	90.7	93
L_{Ma}	50.9	−63.18	34.98	72.22	151
C_{Ma}	56.99	−39.34	−48.1	62.16	231
V_{Ma}	25.72	30.89	−44.4	54.09	305
M_{Ma}	49.99	75.76	−4.64	75.9	356
N_{Ma}	18.09	0.0	0.0	0.0	0
W_{Ma}	95.46	0.0	0.0	0.0	0
R_{CIE}	41.88	61.66	30.69	68.88	26
J_{CIE}	81.97	2.02	67.79	67.82	88
G_{CIE}	51.62	−41.32	9.74	42.46	167
B_{CIE}	29.2	−5.79	−49.61	49.96	263

%Regularity

$g^*_{H,rel}$ = 65

$g^*_{C,rel}$ = 60

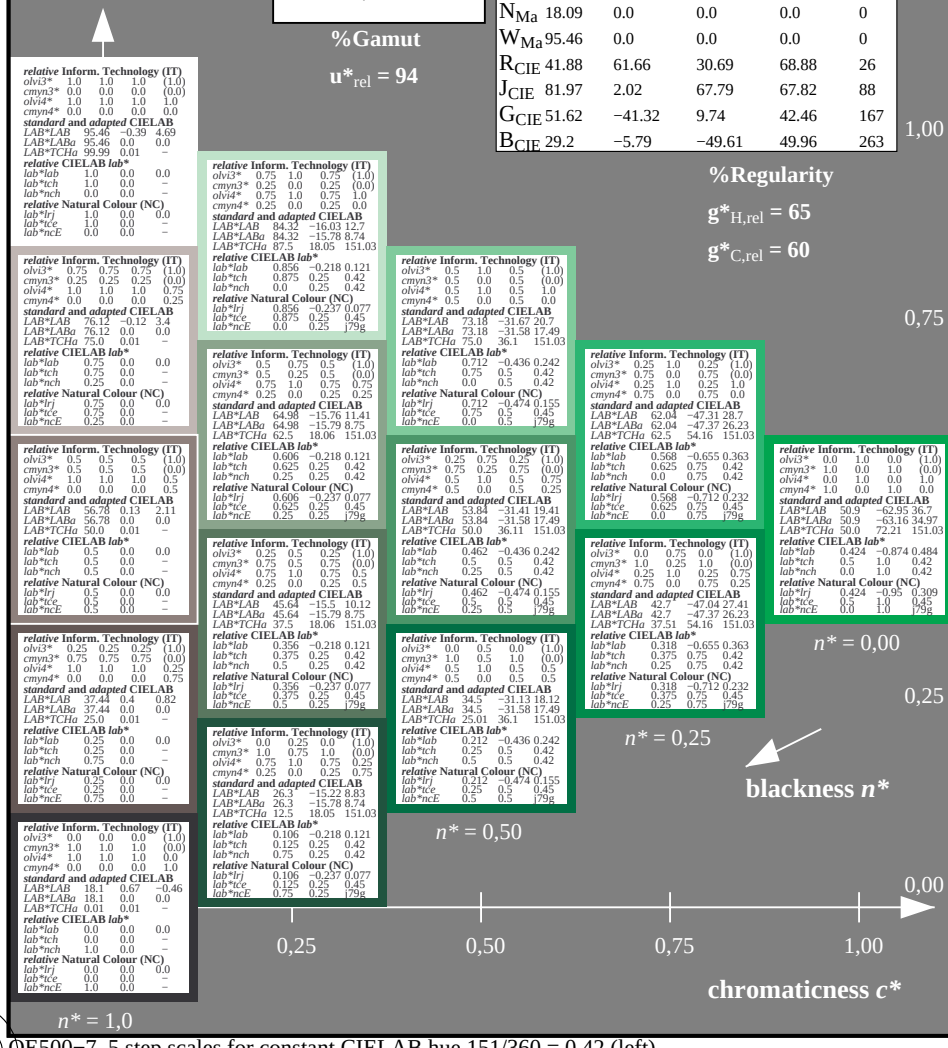

Output: Colorimetric Television Luminous System TLS00

for hue *h* = lab*h = 140/360 = 0.389*
*lab*tch* and *lab*nch*

D50: hue L
LCH*Ma: 83 109 140
olv*Ma: 0.0 1.0 0.0

triangle lightness *t**

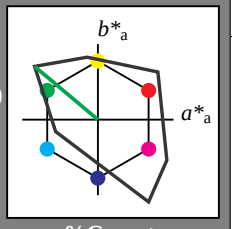

%Gamut

u^*_{rel} = 156

TLS00; adapted (a) CIELAB data	$L^*=L^*_a$	a^*_a	b^*_a	$C^*_{ab,a}$	$h^*_{ab,a}$
O_{Ma}	54.19	79.36	63.0	101.33	38
Y_{Ma}	93.44	−14.18	82.59	83.8	100
L_{Ma}	82.82	−83.73	70.41	109.41	140
C_{Ma}	85.22	−55.9	−15.78	58.1	196
V_{Ma}	25.61	67.05	−108.87	127.87	302
M_{Ma}	58.76	91.18	−53.69	105.82	330
N_{Ma}	0.01	0.0	0.0	0.0	0
W_{Ma}	95.41	0.0	0.0	0.0	0
R_{CIE}	41.88	62.0	31.82	69.69	27
J_{CIE}	81.97	1.81	71.59	71.61	89
G_{CIE}	51.62	−41.11	11.52	42.7	164
B_{CIE}	29.2	−5.27	−49.33	49.62	264

%Regularity

$g^*_{H,rel}$ = 26

$g^*_{C,rel}$ = 45

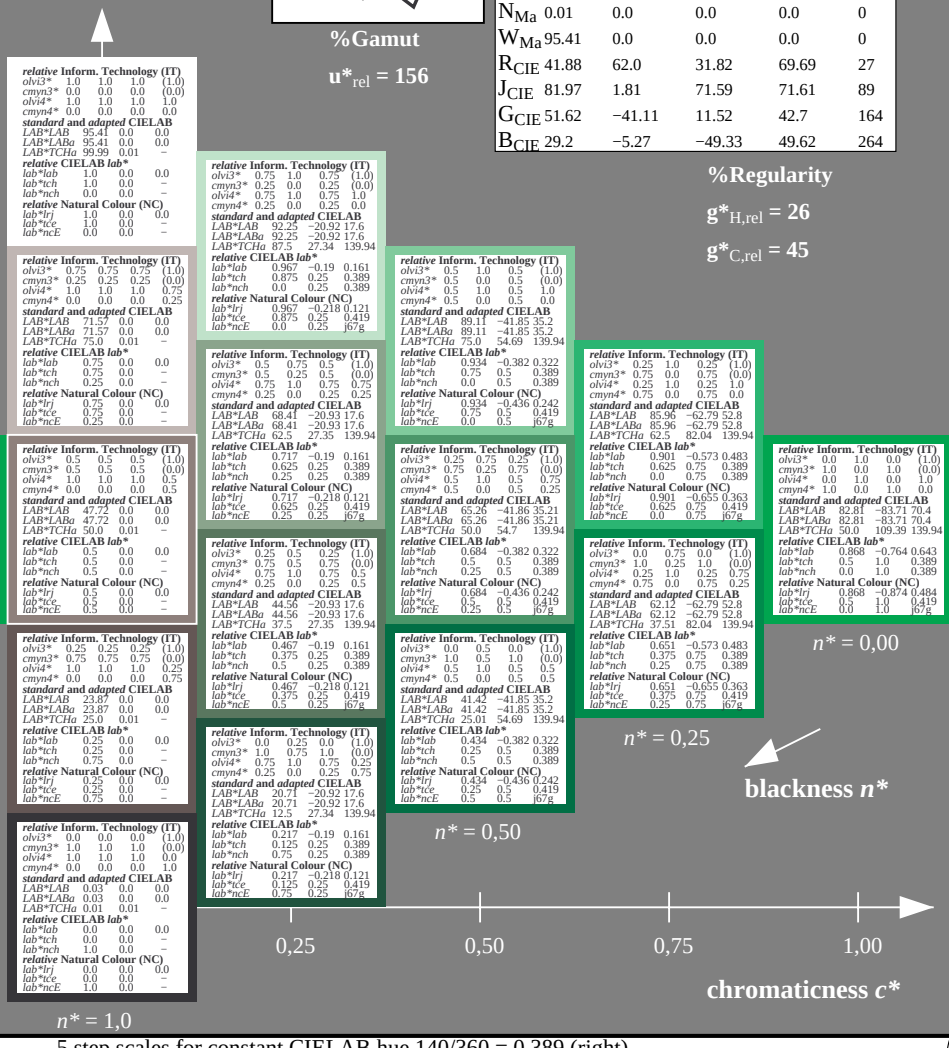

QE500−7, 5 step scales for constant CIELAB hue 151/360 = 0.42 (left)

5 step scales for constant CIELAB hue 140/360 = 0.389 (right)

BAM-test chart QE50; Colorimetric systems ORS18 & TLS00
D50: 2 coordinate data of 5 step colour scales for 10 hues

input: *cmy0* setcmykcolor*
output: *no change compared to input*

See for similar files: http://www.ps.bam.de/QE50/
Technical information: http://www.ps.bam.de Version 2.1, io=0,0

BAM registration: 20060101-QE50/10Q/Q50E02NP.PS/.PDF
application for evaluation and measurement of printer or monitor systems

BAM material: code=rha4ta

/QE50/ Form: 3/10, Serie: 1/1, Page: 3 Page: count: 3

See for similar files: http://www.ps.bam.de/QE50/
Technical information: http://www.ps.bam.de Version 2.1, io=0,0

BAM registration: 20060101-QE50/10Q/Q50E03NP.PS/.PDF BAM material: code=rha4ta
application for evaluation and measurement of printer or monitor systems
/QE50/ Form: 4/10, Serie: 1/1, Page: 4 Page: count: 4

Input: Colorimetric Offset Reflective System ORS18

for hue $h^* = lab^*h = 231/360 = 0.641$
lab*tch* and *lab*nch

D50: hue C
LCH*Ma: 57 62 231
olv*Ma: 0.0 1.0 1.0

triangle lightness t^*

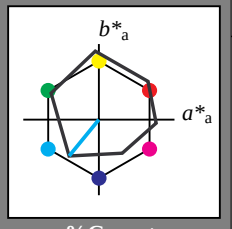

%Gamut
u^*_{rel} = 94

ORS18; adapted (a) CIELAB data

	$L^*=L^*_a$	a^*_a	b^*_a	$C^*_{ab,a}$	$h^*_{ab,a}$
O_{Ma}	47.94	65.05	50.54	82.38	38
Y_{Ma}	91.0	−4.72	90.58	90.7	93
L_{Ma}	50.9	−63.18	34.98	72.22	151
C_{Ma}	56.99	−39.34	−48.1	62.16	231
V_{Ma}	25.72	30.89	−44.4	54.09	305
M_{Ma}	49.99	75.76	−4.64	75.9	356
N_{Ma}	18.09	0.0	0.0	0.0	0
W_{Ma}	95.46	0.0	0.0	0.0	0
R_{CIE}	41.88	61.66	30.69	68.88	26
J_{CIE}	81.97	2.02	67.79	67.82	88
G_{CIE}	51.62	−41.32	9.74	42.46	167
B_{CIE}	29.2	−5.79	−49.61	49.96	263

%Regularity
$g^*_{H,rel}$ = 65
$g^*_{C,rel}$ = 60

1,00

0,75

0,25

0,00

0,25 0,50 0,75 1,00

chromaticness c^*

blackness n^*

n^* = 0,00 n^* = 0,25 n^* = 0,50 n^* = 1,0

Output: Colorimetric Television Luminous System TLS00

for hue $h^* = lab^*h = 196/360 = 0.544$
lab*tch* and *lab*nch

D50: hue C
LCH*Ma: 85 58 196
olv*Ma: 0.0 1.0 1.0

triangle lightness t^*

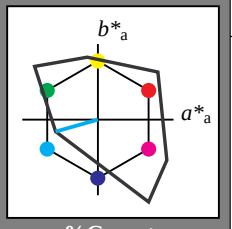

%Gamut
u^*_{rel} = 156

TLS00; adapted (a) CIELAB data

	$L^*=L^*_a$	a^*_a	b^*_a	$C^*_{ab,a}$	$h^*_{ab,a}$
O_{Ma}	54.19	79.36	63.0	101.33	38
Y_{Ma}	93.44	−14.18	82.59	83.8	100
L_{Ma}	82.82	−83.73	70.41	109.41	140
C_{Ma}	85.22	−55.9	−15.78	58.1	196
V_{Ma}	25.61	67.05	−108.87	127.87	302
M_{Ma}	58.76	91.18	−53.69	105.82	330
N_{Ma}	0.01	0.0	0.0	0.0	0
W_{Ma}	95.41	0.0	0.0	0.0	0
R_{CIE}	41.88	62.0	31.82	69.69	27
J_{CIE}	81.97	1.81	71.59	71.61	89
G_{CIE}	51.62	−41.11	11.52	42.7	164
B_{CIE}	29.2	−5.27	−49.33	49.62	264

%Regularity
$g^*_{H,rel}$ = 26
$g^*_{C,rel}$ = 45

0,25 0,50 0,75 1,00

chromaticness c^*

blackness n^*

n^* = 0,00 n^* = 0,25 n^* = 0,50 n^* = 1,0

QE500−7, 5 step scales for constant CIELAB hue 231/360 = 0.641 (left)

5 step scales for constant CIELAB hue 196/360 = 0.544 (right)

BAM-test chart QE50; Colorimetric systems ORS18 & TLS00
D50: 2 coordinate data of 5 step colour scales for 10 hues

input: *cmy0* setcmykcolor*
output: *no change compared to input*

See for similar files: http://www.ps.bam.de/QE50/
Technical information: http://www.ps.bam.de Version 2.1, io=0,0

BAM registration: 20060101-QE50/10Q/Q50E04NP.PS/.PDF BAM material: code=rha4ta
application for evaluation and measurement of printer or monitor systems
/QE50/ Form: 5/10, Serie: 1/1, Page: 5 Page: count: 5

Input: Colorimetric Offset Reflective System ORS18

for hue $h^* = lab^*h = 305/360 = 0.847$
lab*tch* and *lab*nch

D50: hue V
LCH*Ma: 26 54 305
olv*Ma: 0.0 0.0 1.0

triangle lightness t^*

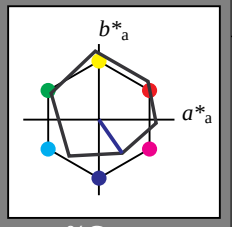

%Gamut
u^*_{rel} = 94

ORS18; adapted (a) CIELAB data	$L^*=L^*_a$	a^*_a	b^*_a	$C^*_{ab,a}$	$h^*_{ab,a}$
O_{Ma}	47.94	65.05	50.54	82.38	38
Y_{Ma}	91.0	−4.72	90.58	90.7	93
L_{Ma}	50.9	−63.18	34.98	72.22	151
C_{Ma}	56.99	−39.34	−48.1	62.16	231
V_{Ma}	25.72	30.89	−44.4	54.09	305
M_{Ma}	49.99	75.76	−4.64	75.9	356
N_{Ma}	18.09	0.0	0.0	0.0	0
W_{Ma}	95.46	0.0	0.0	0.0	0
R_{CIE}	41.88	61.66	30.69	68.88	26
J_{CIE}	81.97	2.02	67.79	67.82	88
G_{CIE}	51.62	−41.32	9.74	42.46	167
B_{CIE}	29.2	−5.79	−49.61	49.96	263

%Regularity
$g^*_{H,rel}$ = 65
$g^*_{C,rel}$ = 60

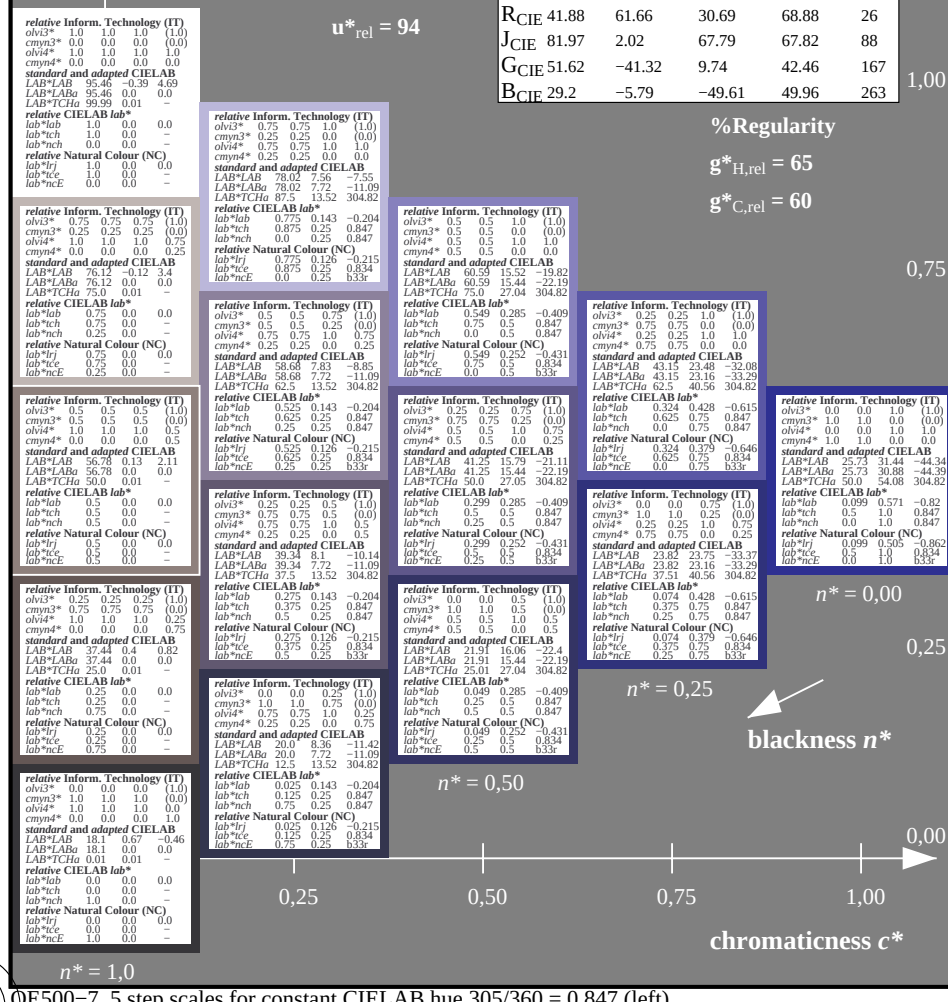

QE500−7, 5 step scales for constant CIELAB hue 305/360 = 0.847 (left)

Output: Colorimetric Television Luminous System TLS00

for hue $h^* = lab^*h = 302/360 = 0.838$
lab*tch* and *lab*nch

D50: hue V
LCH*Ma: 26 128 302
olv*Ma: 0.0 0.0 1.0

triangle lightness t^*

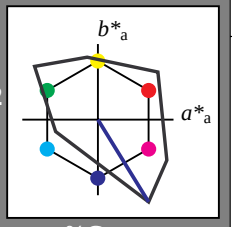

%Gamut
u^*_{rel} = 156

TLS00; adapted (a) CIELAB data	$L^*=L^*_a$	a^*_a	b^*_a	$C^*_{ab,a}$	$h^*_{ab,a}$
O_{Ma}	54.19	79.36	63.0	101.33	38
Y_{Ma}	93.44	−14.18	82.59	83.8	100
L_{Ma}	82.82	−83.73	70.41	109.41	140
C_{Ma}	85.22	−55.9	−15.78	58.1	196
V_{Ma}	25.61	67.05	−108.87	127.87	302
M_{Ma}	58.76	91.18	−53.69	105.82	330
N_{Ma}	0.01	0.0	0.0	0.0	0
W_{Ma}	95.41	0.0	0.0	0.0	0
R_{CIE}	41.88	62.0	31.82	69.69	27
J_{CIE}	81.97	1.81	71.59	71.61	89
G_{CIE}	51.62	−41.11	11.52	42.7	164
B_{CIE}	29.2	−5.27	−49.33	49.62	264

%Regularity
$g^*_{H,rel}$ = 26
$g^*_{C,rel}$ = 45

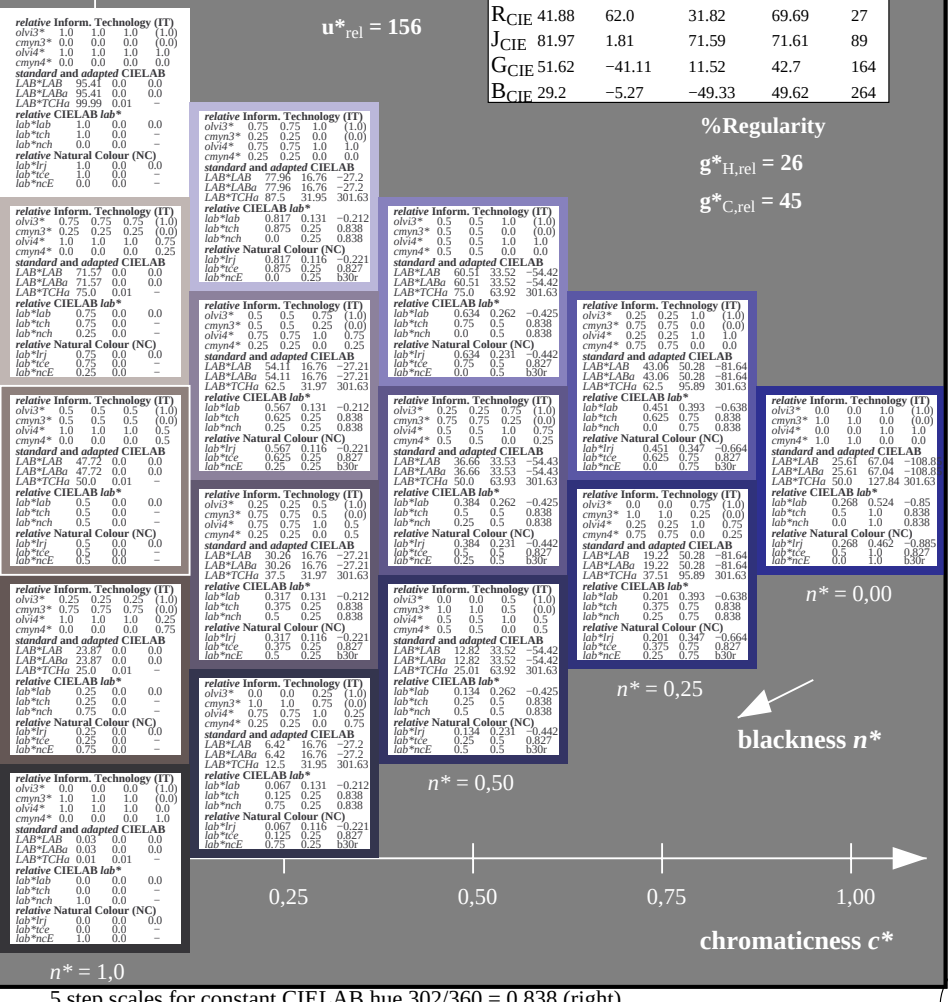

5 step scales for constant CIELAB hue 302/360 = 0.838 (right)

See for similar files: http://www.ps.bam.de/QE50/
Technical information: http://www.ps.bam.de Version 2.1, io=0,0

BAM registration: 20060101-QE50/10Q/Q50E05NP.PS/.PDF BAM material: code=rha4ta
application for evaluation and measurement of printer or monitor systems
/QE50/ Form: 6/10, Serie: 1/1, Page: 6 Page: count: 6

Input: Colorimetric Offset Reflective System ORS18

for hue $h^* = lab^*h = 356/360 = 0.99$
lab*tch* and *lab*nch

D50: hue M
LCH*Ma: 50 76 356
olv*Ma: 1.0 0.0 1.0

triangle lightness t^*

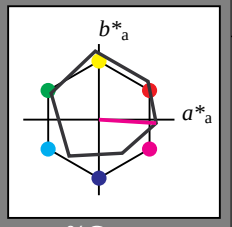

%Gamut

u^*_{rel} = 94

ORS18; adapted (a) CIELAB data	$L^*=L^*_a$	a^*_a	b^*_a	$C^*_{ab,a}$	$h^*_{ab,a}$
O_{Ma}	47.94	65.05	50.54	82.38	38
Y_{Ma}	91.0	−4.72	90.58	90.7	93
L_{Ma}	50.9	−63.18	34.98	72.22	151
C_{Ma}	56.99	−39.34	−48.1	62.16	231
V_{Ma}	25.72	30.89	−44.4	54.09	305
M_{Ma}	49.99	75.76	−4.64	75.9	356
N_{Ma}	18.09	0.0	0.0	0.0	0
W_{Ma}	95.46	0.0	0.0	0.0	0
R_{CIE}	41.88	61.66	30.69	68.88	26
J_{CIE}	81.97	2.02	67.79	67.82	88
G_{CIE}	51.62	−41.32	9.74	42.46	167
B_{CIE}	29.2	−5.79	−49.61	49.96	263

%Regularity

$g^*_{H,rel}$ = 65

$g^*_{C,rel}$ = 60

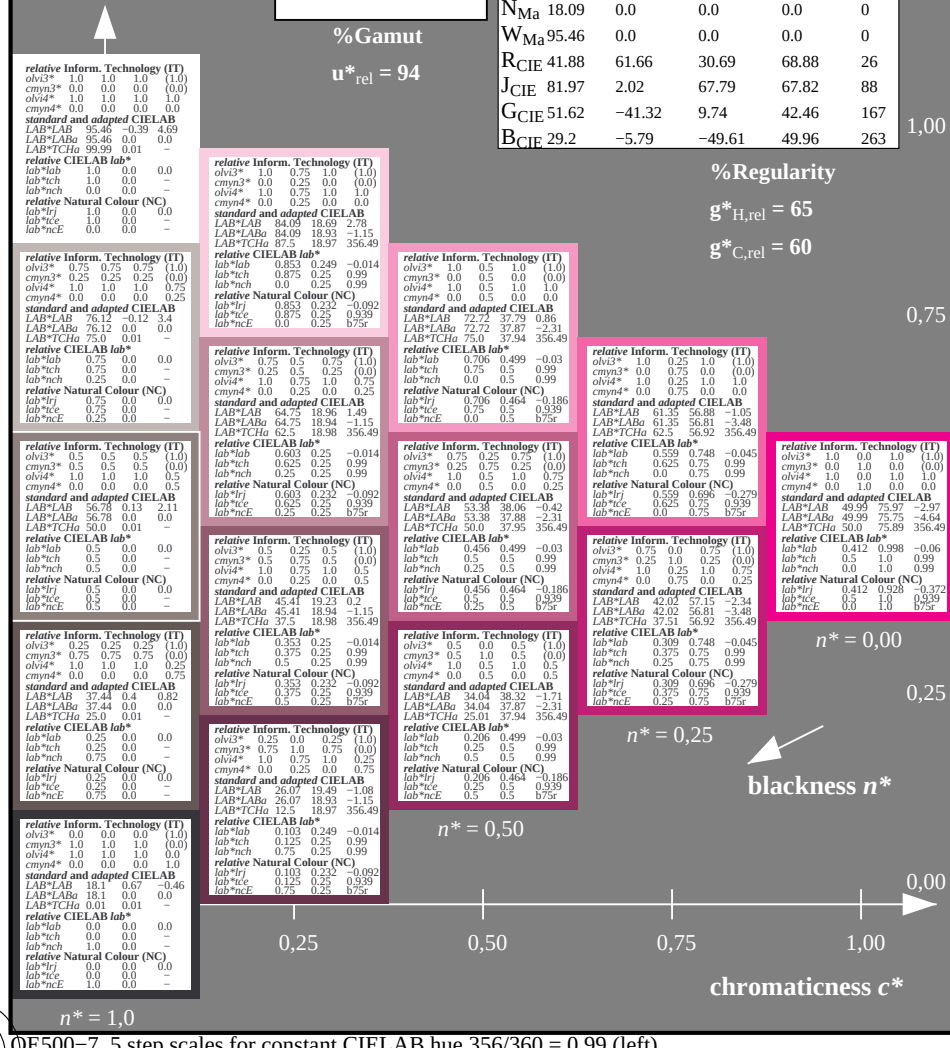

Output: Colorimetric Television Luminous System TLS00

for hue $h^* = lab^*h = 330/360 = 0.915$
lab*tch* and *lab*nch

D50: hue M
LCH*Ma: 59 106 330
olv*Ma: 1.0 0.0 1.0

triangle lightness t^*

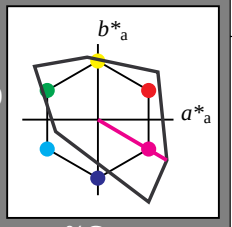

%Gamut

u^*_{rel} = 156

TLS00; adapted (a) CIELAB data	$L^*=L^*_a$	a^*_a	b^*_a	$C^*_{ab,a}$	$h^*_{ab,a}$
O_{Ma}	54.19	79.36	63.0	101.33	38
Y_{Ma}	93.44	−14.18	82.59	83.8	100
L_{Ma}	82.82	−83.73	70.41	109.41	140
C_{Ma}	85.22	−55.9	−15.78	58.1	196
V_{Ma}	25.61	67.05	−108.87	127.87	302
M_{Ma}	58.76	91.18	−53.69	105.82	330
N_{Ma}	0.01	0.0	0.0	0.0	0
W_{Ma}	95.41	0.0	0.0	0.0	0
R_{CIE}	41.88	62.0	31.82	69.69	27
J_{CIE}	81.97	1.81	71.59	71.61	89
G_{CIE}	51.62	−41.11	11.52	42.7	164
B_{CIE}	29.2	−5.27	−49.33	49.62	264

%Regularity

$g^*_{H,rel}$ = 26

$g^*_{C,rel}$ = 45

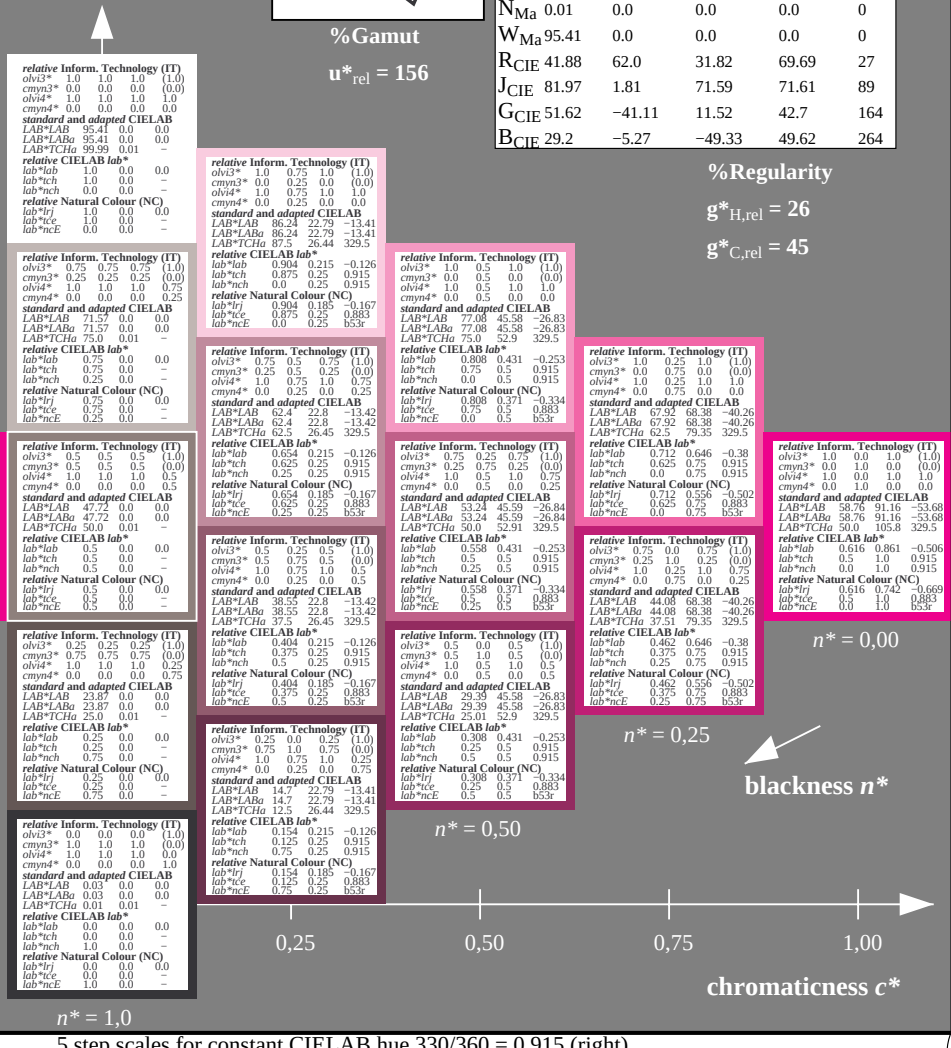

QE500−7, 5 step scales for constant CIELAB hue 356/360 = 0.99 (left)

5 step scales for constant CIELAB hue 330/360 = 0.915 (right)

BAM-test chart QE50; Colorimetric systems ORS18 & TLS00
D50: 2 coordinate data of 5 step colour scales for 10 hues

input: *cmy0* setcmykcolor*
output: *no change compared to input*

Input: Colorimetric Offset Reflective System ORS18

for hue $h^* = lab^*h = 26/360 = 0.074$
*lab*tch* and *lab*nch*

D50: hue R
LCH*Ma: 49 76 26
olv*Ma: 1.0 0.0 0.3

triangle lightness t^*

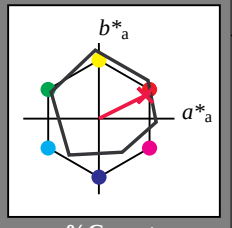

%Gamut
$u^*_{rel} = 94$

ORS18; adapted (a) CIELAB data

	$L^*=L^*_a$	a^*_a	b^*_a	$C^*_{ab,a}$	$h^*_{ab,a}$
O_{Ma}	47.94	65.05	50.54	82.38	38
Y_{Ma}	91.0	−4.72	90.58	90.7	93
L_{Ma}	50.9	−63.18	34.98	72.22	151
C_{Ma}	56.99	−39.34	−48.1	62.16	231
V_{Ma}	25.72	30.89	−44.4	54.09	305
M_{Ma}	49.99	75.76	−4.64	75.9	356
N_{Ma}	18.09	0.0	0.0	0.0	0
W_{Ma}	95.46	0.0	0.0	0.0	0
R_{CIE}	41.88	61.66	30.69	68.88	26
J_{CIE}	81.97	2.02	67.79	67.82	88
G_{CIE}	51.62	−41.32	9.74	42.46	167
B_{CIE}	29.2	−5.79	−49.61	49.96	263

%Regularity
$g^*_{H,rel} = 65$
$g^*_{C,rel} = 60$

Output: Colorimetric Television Luminous System TLS00

for hue $h^* = lab^*h = 27/360 = 0.075$
*lab*tch* and *lab*nch*

D50: hue R
LCH*Ma: 55 92 27
olv*Ma: 1.0 0.0 0.18

triangle lightness t^*

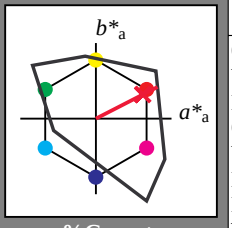

%Gamut
$u^*_{rel} = 156$

TLS00; adapted (a) CIELAB data

	$L^*=L^*_a$	a^*_a	b^*_a	$C^*_{ab,a}$	$h^*_{ab,a}$
O_{Ma}	54.19	79.36	63.0	101.33	38
Y_{Ma}	93.44	−14.18	82.59	83.8	100
L_{Ma}	82.82	−83.73	70.41	109.41	140
C_{Ma}	85.22	−55.9	−15.78	58.1	196
V_{Ma}	25.61	67.05	−108.87	127.87	302
M_{Ma}	58.76	91.18	−53.69	105.82	330
N_{Ma}	0.01	0.0	0.0	0.0	0
W_{Ma}	95.41	0.0	0.0	0.0	0
R_{CIE}	41.88	62.0	31.82	69.69	27
J_{CIE}	81.97	1.81	71.59	71.61	89
G_{CIE}	51.62	−41.11	11.52	42.7	164
B_{CIE}	29.2	−5.27	−49.33	49.62	264

%Regularity
$g^*_{H,rel} = 26$
$g^*_{C,rel} = 45$

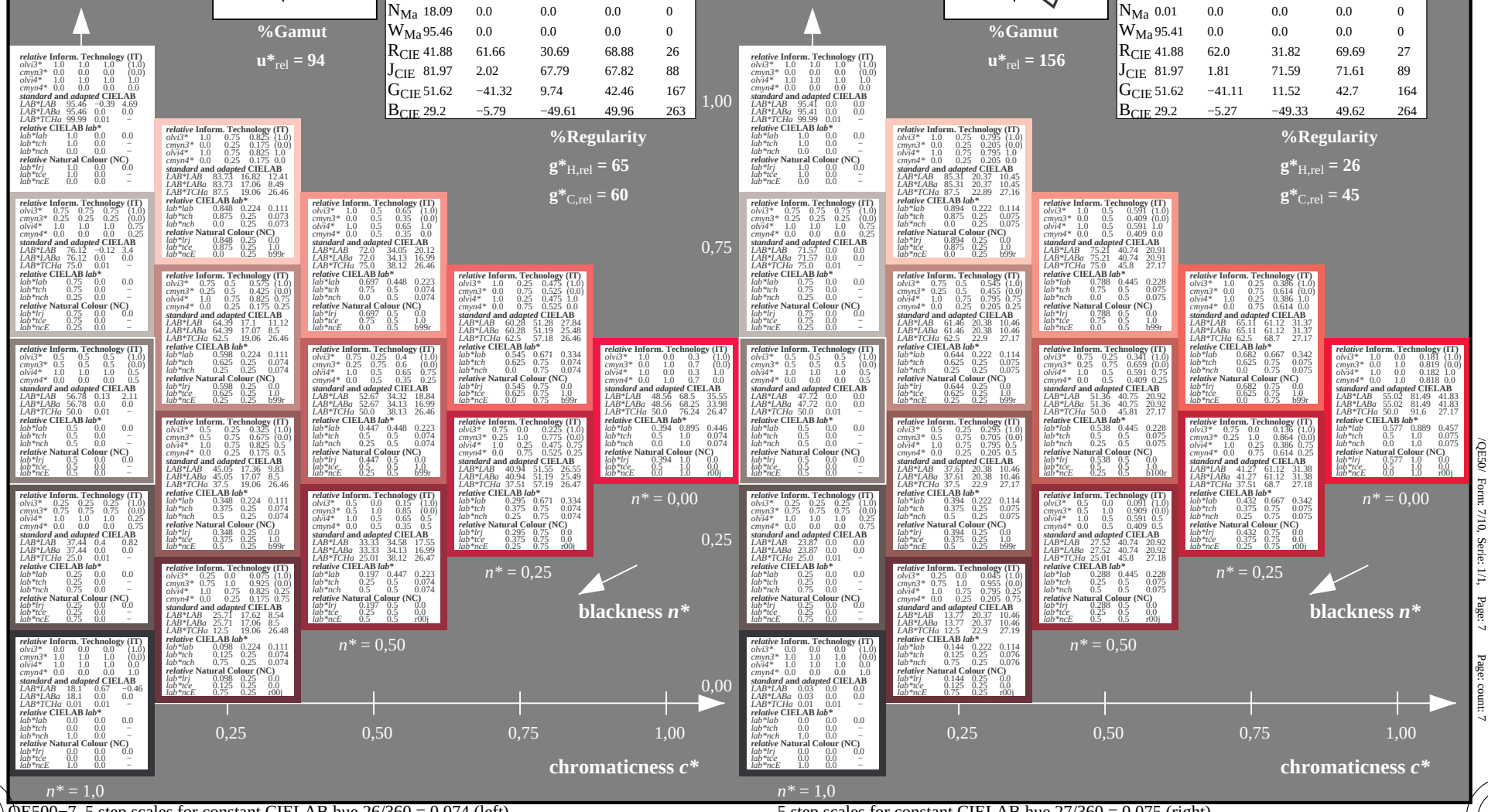

QE500−7, 5 step scales for constant CIELAB hue 26/360 = 0.074 (left)
5 step scales for constant CIELAB hue 27/360 = 0.075 (right)

BAM-test chart QE50; Colorimetric systems ORS18 & TLS00
D50: 2 coordinate data of 5 step colour scales for 10 hues

input: *cmy0* setcmykcolor*
output: *no change compared to input*

See for similar files: http://www.ps.bam.de/QE50/
Technical information: http://www.ps.bam.de Version 2.1, io=0,0

BAM registration: 20060101-QE50/10Q/Q50E06NP.PS/.PDF
application for evaluation and measurement of printer or monitor systems
BAM material: code=rha4ta
/QE50/ Form: 7/10, Serie: 1/1, Page: 7 Page: count: 7

See for similar files: http://www.ps.bam.de/QE50/
Technical information: http://www.ps.bam.de Version 2.1, io=0,0

BAM registration: 20060101-QE50/10Q/Q50E07NP.PS/.PDF
application for evaluation and measurement of printer or monitor systems
BAM material: code=rha4ta
/QE50/ Form: 8/10, Serie: 1/1, Page: 8 Page: count: 8

Input: Colorimetric Offset Reflective System ORS18

for hue $h^* = lab^*h = 88/360 = 0.245$
*lab*tch* and *lab*nch*

D50: hue J
LCH*Ma: 86 86 88
olv*Ma: 1.0 0.9 0.0

triangle lightness t^*

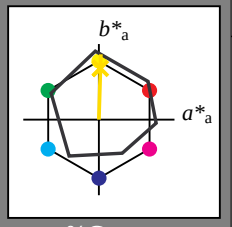

%Gamut
u^*_{rel} = 94

ORS18; adapted (a) CIELAB data	$L^*=L^*_a$	a^*_a	b^*_a	$C^*_{ab,a}$	$h^*_{ab,a}$
O_{Ma}	47.94	65.05	50.54	82.38	38
Y_{Ma}	91.0	−4.72	90.58	90.7	93
L_{Ma}	50.9	−63.18	34.98	72.22	151
C_{Ma}	56.99	−39.34	−48.1	62.16	231
V_{Ma}	25.72	30.89	−44.4	54.09	305
M_{Ma}	49.99	75.76	−4.64	75.9	356
N_{Ma}	18.09	0.0	0.0	0.0	0
W_{Ma}	95.46	0.0	0.0	0.0	0
R_{CIE}	41.88	61.66	30.69	68.88	26
J_{CIE}	81.97	2.02	67.79	67.82	88
G_{CIE}	51.62	−41.32	9.74	42.46	167
B_{CIE}	29.2	−5.79	−49.61	49.96	263

%Regularity
$g^*_{H,rel}$ = 65
$g^*_{C,rel}$ = 60

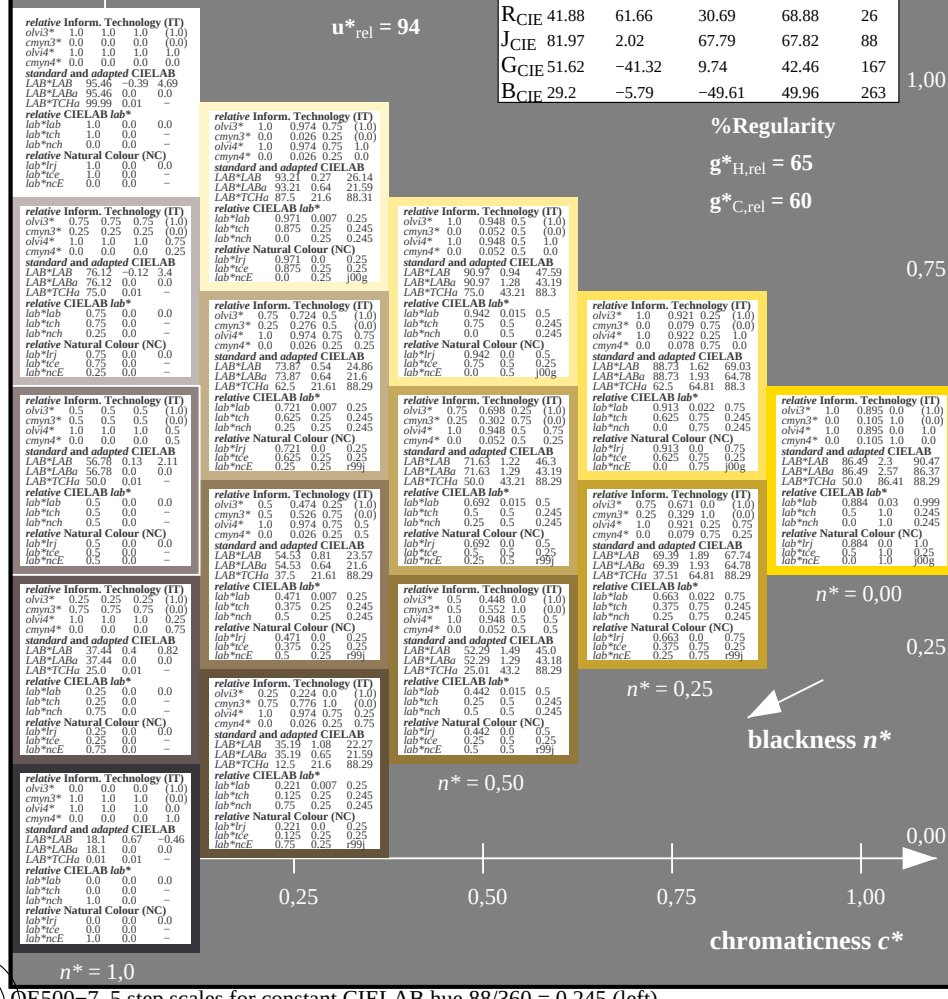

Output: Colorimetric Television Luminous System TLS00

for hue $h^* = lab^*h = 89/360 = 0.246$
*lab*tch* and *lab*nch*

D50: hue J
LCH*Ma: 87 79 89
olv*Ma: 1.0 0.83 0.0

triangle lightness t^*

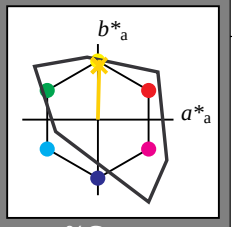

%Gamut
u^*_{rel} = 156

TLS00; adapted (a) CIELAB data	$L^*=L^*_a$	a^*_a	b^*_a	$C^*_{ab,a}$	$h^*_{ab,a}$
O_{Ma}	54.19	79.36	63.0	101.33	38
Y_{Ma}	93.44	−14.18	82.59	83.8	100
L_{Ma}	82.82	−83.73	70.41	109.41	140
C_{Ma}	85.22	−55.9	−15.78	58.1	196
V_{Ma}	25.61	67.05	−108.87	127.87	302
M_{Ma}	58.76	91.18	−53.69	105.82	330
N_{Ma}	0.01	0.0	0.0	0.0	0
W_{Ma}	95.41	0.0	0.0	0.0	0
R_{CIE}	41.88	62.0	31.82	69.69	27
J_{CIE}	81.97	1.81	71.59	71.61	89
G_{CIE}	51.62	−41.11	11.52	42.7	164
B_{CIE}	29.2	−5.27	−49.33	49.62	264

%Regularity
$g^*_{H,rel}$ = 26
$g^*_{C,rel}$ = 45

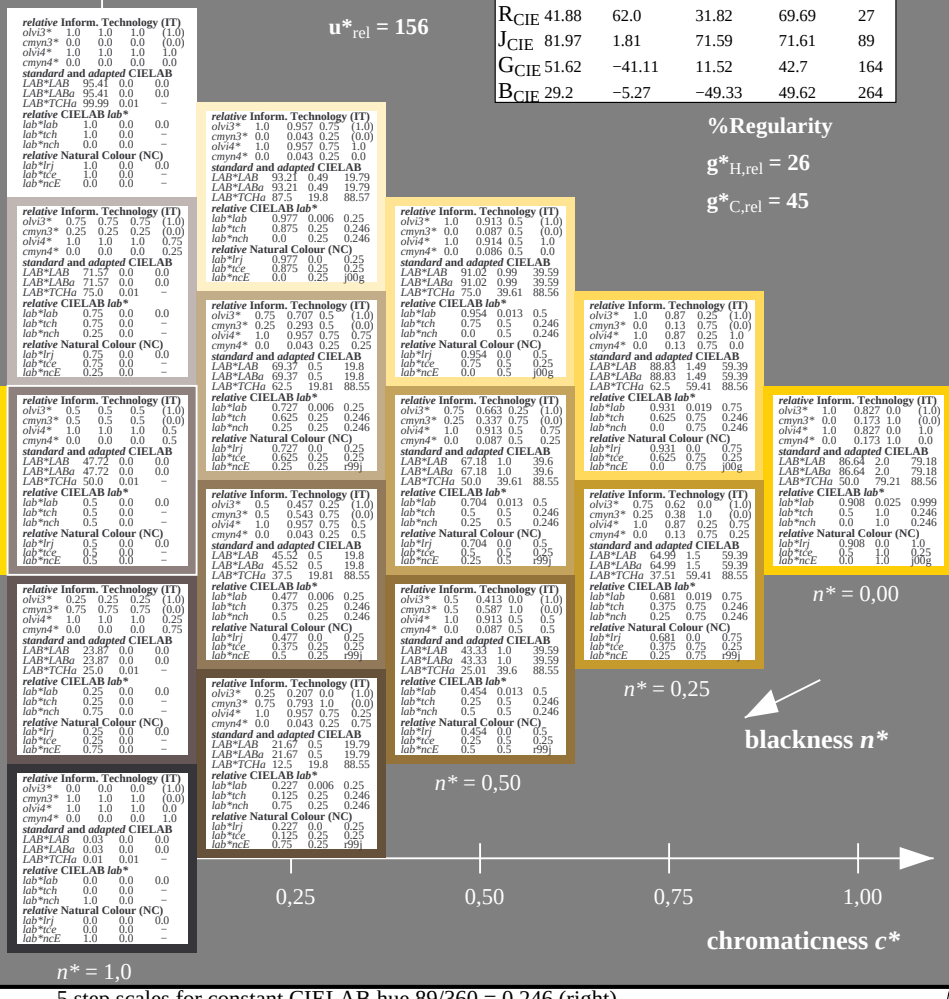

QE500−7, 5 step scales for constant CIELAB hue 88/360 = 0.245 (left)
5 step scales for constant CIELAB hue 89/360 = 0.246 (right)

BAM-test chart QE50; Colorimetric systems ORS18 & TLS00
D50: 2 coordinate data of 5 step colour scales for 10 hues

input: *cmy0* setcmykcolor*
output: *no change compared to input*

Input: Colorimetric Offset Reflective System ORS18

for hue *h* = lab*h = 167/360 = 0.463*
lab*tch* and *lab*nch

D50: hue G
LCH*Ma: 52 59 167
olv*Ma: 0.0 1.0 0.26

triangle lightness *t**

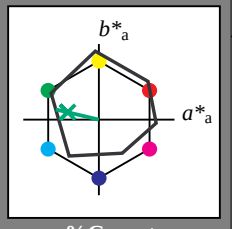

%Gamut
u*rel = 94

ORS18; adapted (a) CIELAB data

	L*=L*a	a*a	b*a	C*ab,a	h*ab,a
OMa	47.94	65.05	50.54	82.38	38
YMa	91.0	−4.72	90.58	90.7	93
LMa	50.9	−63.18	34.98	72.22	151
CMa	56.99	−39.34	−48.1	62.16	231
VMa	25.72	30.89	−44.4	54.09	305
MMa	49.99	75.76	−4.64	75.9	356
NMa	18.09	0.0	0.0	0.0	0
WMa	95.46	0.0	0.0	0.0	0
RCIE	41.88	61.66	30.69	68.88	26
JCIE	81.97	2.02	67.79	67.82	88
GCIE	51.62	−41.32	9.74	42.46	167
BCIE	29.2	−5.79	−49.61	49.96	263

%Regularity
g*H,rel = 65
g*C,rel = 60

1,00

0,75

0,25

0,00

n = 1,0* *n* = 0,50* *n* = 0,25* *n* = 0,00*

blackness *n**

0,25 0,50 0,75 1,00

chromaticness *c**

Output: Colorimetric Television Luminous System TLS00

for hue *h* = lab*h = 164/360 = 0.457*
lab*tch* and *lab*nch

D50: hue G
LCH*Ma: 84 70 164
olv*Ma: 0.0 1.0 0.6

triangle lightness *t**

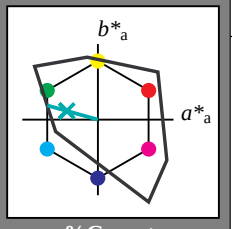

%Gamut
u*rel = 156

TLS00; adapted (a) CIELAB data

	L*=L*a	a*a	b*a	C*ab,a	h*ab,a
OMa	54.19	79.36	63.0	101.33	38
YMa	93.44	−14.18	82.59	83.8	100
LMa	82.82	−83.73	70.41	109.41	140
CMa	85.22	−55.9	−15.78	58.1	196
VMa	25.61	67.05	−108.87	127.87	302
MMa	58.76	91.18	−53.69	105.82	330
NMa	0.01	0.0	0.0	0.0	0
WMa	95.41	0.0	0.0	0.0	0
RCIE	41.88	62.0	31.82	69.69	27
JCIE	81.97	1.81	71.59	71.61	89
GCIE	51.62	−41.11	11.52	42.7	164
BCIE	29.2	−5.27	−49.33	49.62	264

%Regularity
g*H,rel = 26
g*C,rel = 45

n = 1,0* *n* = 0,50* *n* = 0,25* *n* = 0,00*

blackness *n**

0,25 0,50 0,75 1,00

chromaticness *c**

QE500−7, 5 step scales for constant CIELAB hue 167/360 = 0.463 (left)

5 step scales for constant CIELAB hue 164/360 = 0.457 (right)

See for similar files: http://www.ps.bam.de/QE50/
Technical information: http://www.ps.bam.de Version 2.1, io=0,0

BAM registration: 20060101-QE50/10Q/Q50E08NP.PS/.PDF
application for evaluation and measurement of printer or monitor systems
BAM material: code=rha4ta

/QE50/ Form: 9/10, Serie: 1/1, Page: 9 Page: count: 9

BAM-test chart QE50; Colorimetric systems ORS18 & TLS00
D50: 2 coordinate data of 5 step colour scales for 10 hues

input: *cmy0* setcmykcolor*
output: *no change compared to input*

www.ps.bam.de/QE50/10Q/Q50E09NP.PS/.PDF; start output
N: No Output Linearization (OL) data in File (F), Startup (S) or Device (D)

See for similar files: http://www.ps.bam.de/QE50/
Technical information: http://www.ps.bam.de Version 2.1, io=0,0

BAM registration: 20060101-QE50/10Q/Q50E09NP.PS/.PDF
application for evaluation and measurement of printer or monitor systems
BAM material: code=rha4ta

/QE50/ Form: 10/10,Serie: 1/1, Page: 10 Page: count: 10

Input: Colorimetric Offset Reflective System ORS18

for hue $h^* = lab^*h = 263/360 = 0.731$
lab*tch* and *lab*nch

D50: hue B
LCH*Ma: 42 47 263
olv*Ma: 0.0 0.52 1.0

triangle lightness t^*

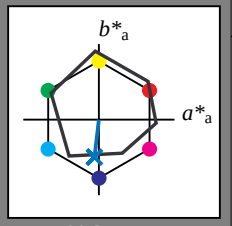

%Gamut
u^*_{rel} = 94

ORS18; adapted (a) CIELAB data	$L^*=L^*_a$	a^*_a	b^*_a	$C^*_{ab,a}$	$h^*_{ab,a}$
O_{Ma}	47.94	65.05	50.54	82.38	38
Y_{Ma}	91.0	−4.72	90.58	90.7	93
L_{Ma}	50.9	−63.18	34.98	72.22	151
C_{Ma}	56.99	−39.34	−48.1	62.16	231
V_{Ma}	25.72	30.89	−44.4	54.09	305
M_{Ma}	49.99	75.76	−4.64	75.9	356
N_{Ma}	18.09	0.0	0.0	0.0	0
W_{Ma}	95.46	0.0	0.0	0.0	0
R_{CIE}	41.88	61.66	30.69	68.88	26
J_{CIE}	81.97	2.02	67.79	67.82	88
G_{CIE}	51.62	−41.32	9.74	42.46	167
B_{CIE}	29.2	−5.79	−49.61	49.96	263

%Regularity
$g^*_{H,rel}$ = 65
$g^*_{C,rel}$ = 60

1,00

0,75

0,25

0,00

n^* = 1,0 n^* = 0,50 n^* = 0,25 n^* = 0,00

blackness n^*

0,25 0,50 0,75 1,00

chromaticness c^*

Output: Colorimetric Television Luminous System TLS00

for hue $h^* = lab^*h = 264/360 = 0.733$
lab*tch* and *lab*nch

D50: hue B
LCH*Ma: 61 54 264
olv*Ma: 0.0 0.59 1.0

triangle lightness t^*

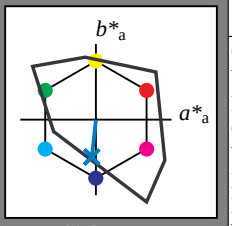

%Gamut
u^*_{rel} = 156

TLS00; adapted (a) CIELAB data	$L^*=L^*_a$	a^*_a	b^*_a	$C^*_{ab,a}$	$h^*_{ab,a}$
O_{Ma}	54.19	79.36	63.0	101.33	38
Y_{Ma}	93.44	−14.18	82.59	83.8	100
L_{Ma}	82.82	−83.73	70.41	109.41	140
C_{Ma}	85.22	−55.9	−15.78	58.1	196
V_{Ma}	25.61	67.05	−108.87	127.87	302
M_{Ma}	58.76	91.18	−53.69	105.82	330
N_{Ma}	0.01	0.0	0.0	0.0	0
W_{Ma}	95.41	0.0	0.0	0.0	0
R_{CIE}	41.88	62.0	31.82	69.69	27
J_{CIE}	81.97	1.81	71.59	71.61	89
G_{CIE}	51.62	−41.11	11.52	42.7	164
B_{CIE}	29.2	−5.27	−49.33	49.62	264

%Regularity
$g^*_{H,rel}$ = 26
$g^*_{C,rel}$ = 45

n^* = 1,0 n^* = 0,50 n^* = 0,25 n^* = 0,00

blackness n^*

0,25 0,50 0,75 1,00

chromaticness c^*

QE500−7, 5 step scales for constant CIELAB hue 263/360 = 0.731 (left)
5 step scales for constant CIELAB hue 264/360 = 0.733 (right)

BAM-test chart QE50; Colorimetric systems ORS18 & TLS00
D50: 2 coordinate data of 5 step colour scales for 10 hues

input: *cmy0* setcmykcolor*
output: *no change compared to input*