Siehe ähnliche Dateien: http://www.ps.bam.de/PG50/
Technische Information: http://www.ps.bam.de Version 2.1, io=1,1

BAM-Registrierung: 20060101-PG50/10S/S50G00NP.PS/.PDF BAM-Material: Code=rha4ta
Anwendung für Beurteilung und Messung von Drucker– oder Monitorsystemen
/PG50/ Form: 1/10, Serie: 1/1, Seite: 1 Sattelpunkt 1

Eingabe: Farbmetrisches Offset-Reflektiv-System ORS18

für Buntton *h = lab*h = 38/360 = 0.105**
lab*tch* und *lab*nch

D50: Buntton O
LCH*Ma: 48 82 38
olv*Ma: 1.0 0.0 0.0

Dreiecks-Helligkeit *t**

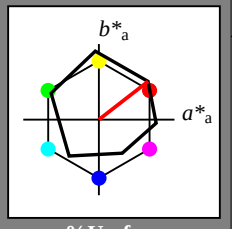

%Umfang

u*rel = 94

ORS18; adaptierte CIELAB-Daten

	L*=L*a	a*a	b*a	C*ab,a	h*ab,a
O_{Ma}	47.94	65.05	50.54	82.38	38
Y_{Ma}	91.0	−4.72	90.58	90.7	93
L_{Ma}	50.9	−63.18	34.98	72.22	151
C_{Ma}	56.99	−39.34	−48.1	62.16	231
V_{Ma}	25.72	30.89	−44.4	54.09	305
M_{Ma}	49.99	75.76	−4.64	75.9	356
N_{Ma}	18.09	0.0	0.0	0.0	0
W_{Ma}	95.46	0.0	0.0	0.0	0
R_{CIE}	41.88	61.66	30.69	68.88	26
J_{CIE}	81.97	2.02	67.79	67.82	88
G_{CIE}	51.62	−41.32	9.74	42.46	167
B_{CIE}	29.2	−5.79	−49.61	49.96	263

%Regularität

g*H,rel = 65

g*C,rel = 60

Ausgabe: Farbmetrisches Fernseh-Licht-System TLS00

für Buntton *h = lab*h = 38/360 = 0.107**
lab*tch* und *lab*nch

D50: Buntton O
LCH*Ma: 54 101 38
olv*Ma: 1.0 0.0 0.0

Dreiecks-Helligkeit *t**

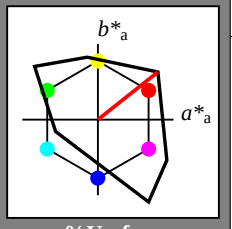

%Umfang

u*rel = 156

TLS00; adaptierte CIELAB-Daten

	L*=L*a	a*a	b*a	C*ab,a	h*ab,a
O_{Ma}	54.19	79.36	63.0	101.33	38
Y_{Ma}	93.44	−14.18	82.59	83.8	100
L_{Ma}	82.82	−83.73	70.41	109.41	140
C_{Ma}	85.22	−55.9	−15.78	58.1	196
V_{Ma}	25.61	67.05	−108.87	127.87	302
M_{Ma}	58.76	91.18	−53.69	105.82	330
N_{Ma}	0.01	0.0	0.0	0.0	0
W_{Ma}	95.41	0.0	0.0	0.0	0
R_{CIE}	41.88	62.0	31.82	69.69	27
J_{CIE}	81.97	1.81	71.59	71.61	89
G_{CIE}	51.62	−41.11	11.52	42.7	164
B_{CIE}	29.2	−5.27	−49.33	49.62	264

%Regularität

g*H,rel = 26

g*C,rel = 45

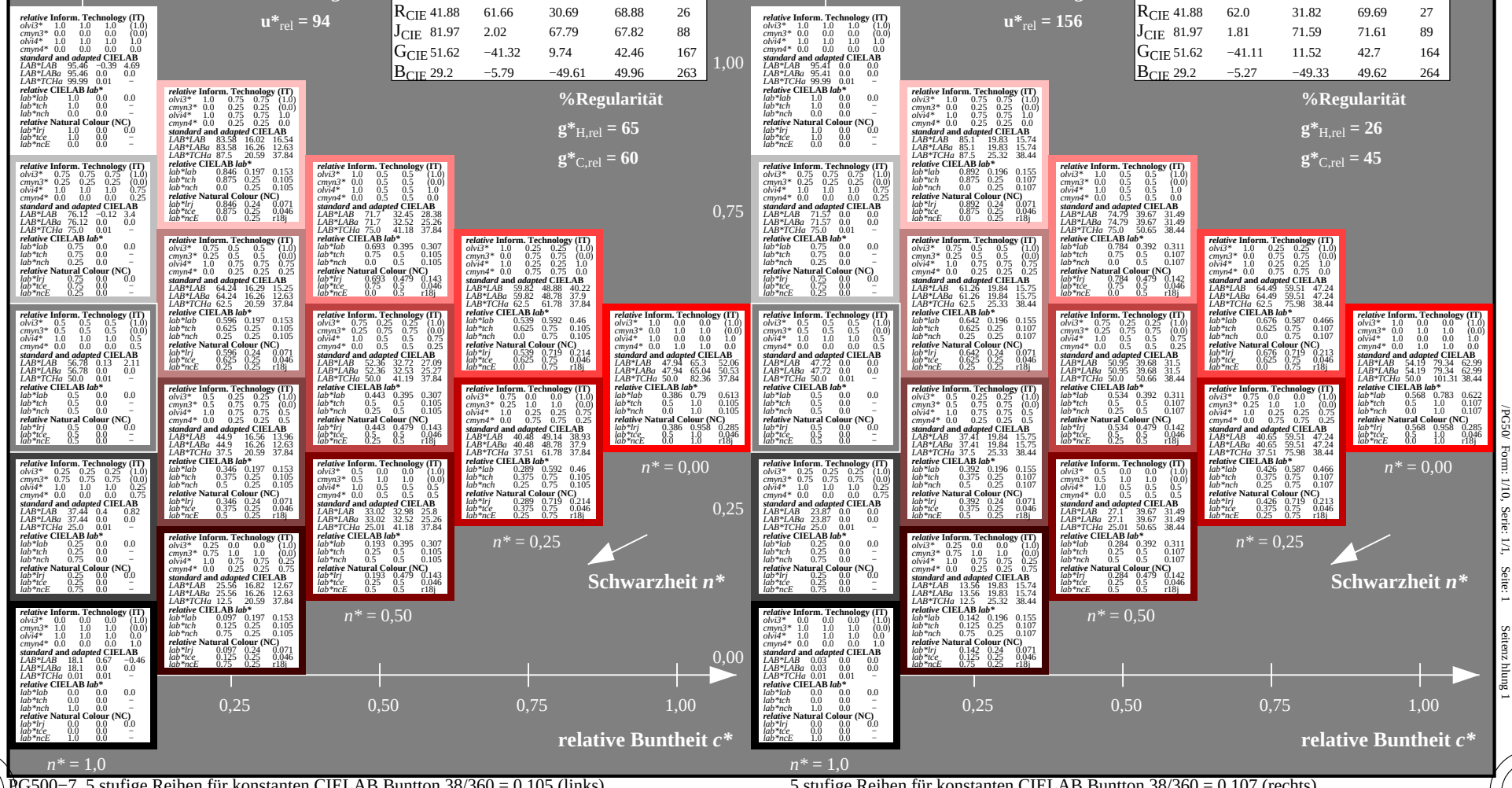

PG500−7, 5 stufige Reihen für konstanten CIELAB Buntton 38/360 = 0.105 (links)

5 stufige Reihen für konstanten CIELAB Buntton 38/360 = 0.107 (rechts)

BAM-Prüfvorlage PG50; Farbmetrik-Systeme ORS18 & TLS00 input: *olv* setrgbcolor*
D50: 2 Koordinatendaten; 5stufige Farbreihen für 10 Bunttöne output: *no change compared to input*

Siehe ähnliche Dateien: http://www.ps.bam.de/PG50/
Technische Information: http://www.ps.bam.de Version 2.1, io=1,1

BAM-Registrierung: 20060101-PG50/10S/S50G01NP.PS/.PDF BAM-Material: Code=rha4ta
Anwendung für Beurteilung und Messung von Drucker– oder Monitorsystemen
/PG50/ Form: 2/10, Serie: 1/1, Seite: 2 Sattelnz hlung 2

Eingabe: Farbmetrisches Offset-Reflektiv-System ORS18

für Buntton *h = lab*h = 93/360 = 0.258**
lab*tch* und *lab*nch

D50: Buntton Y
LCH*Ma: 91 91 93
olv*Ma: 1.0 1.0 0.0

Dreiecks-Helligkeit *t**

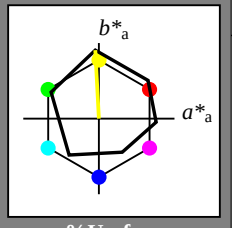

%Umfang

u*rel = 94

ORS18; adaptierte CIELAB-Daten	$L^*=L^*_a$	a^*_a	b^*_a	$C^*_{ab,a}$	$h^*_{ab,a}$
O_{Ma}	47.94	65.05	50.54	82.38	38
Y_{Ma}	91.0	−4.72	90.58	90.7	93
L_{Ma}	50.9	−63.18	34.98	72.22	151
C_{Ma}	56.99	−39.34	−48.1	62.16	231
V_{Ma}	25.72	30.89	−44.4	54.09	305
M_{Ma}	49.99	75.76	−4.64	75.9	356
N_{Ma}	18.09	0.0	0.0	0.0	0
W_{Ma}	95.46	0.0	0.0	0.0	0
R_{CIE}	41.88	61.66	30.69	68.88	26
J_{CIE}	81.97	2.02	67.79	67.82	88
G_{CIE}	51.62	−41.32	9.74	42.46	167
B_{CIE}	29.2	−5.79	−49.61	49.96	263

%Regularität

g*H,rel = 65

g*C,rel = 60

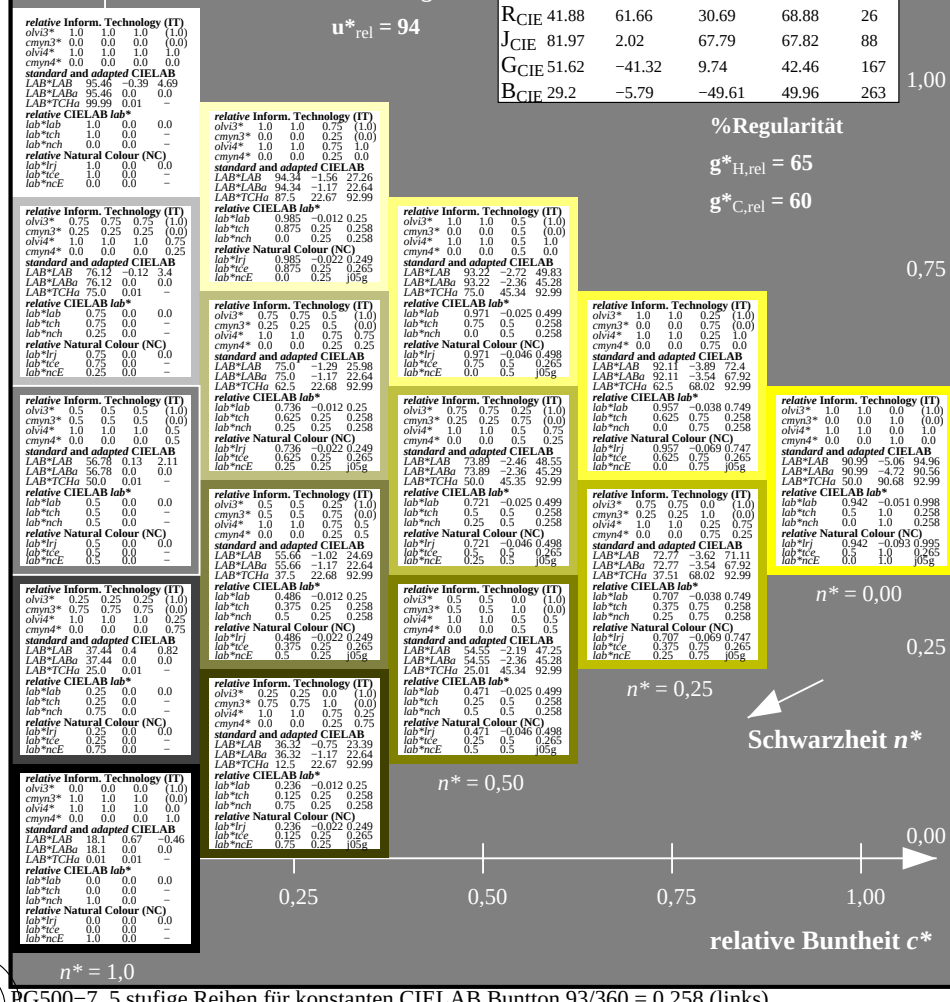

Ausgabe: Farbmetrisches Fernseh-Licht-System TLS00

für Buntton *h = lab*h = 100/360 = 0.277**
lab*tch* und *lab*nch

D50: Buntton Y
LCH*Ma: 93 84 100
olv*Ma: 1.0 1.0 0.0

Dreiecks-Helligkeit *t**

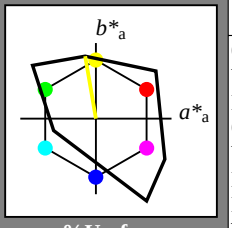

%Umfang

u*rel = 156

TLS00; adaptierte CIELAB-Daten	$L^*=L^*_a$	a^*_a	b^*_a	$C^*_{ab,a}$	$h^*_{ab,a}$
O_{Ma}	54.19	79.36	63.0	101.33	38
Y_{Ma}	93.44	−14.18	82.59	83.8	100
L_{Ma}	82.82	−83.73	70.41	109.41	140
C_{Ma}	85.22	−55.9	−15.78	58.1	196
V_{Ma}	25.61	67.05	−108.87	127.87	302
M_{Ma}	58.76	91.18	−53.69	105.82	330
N_{Ma}	0.01	0.0	0.0	0.0	0
W_{Ma}	95.41	0.0	0.0	0.0	0
R_{CIE}	41.88	62.0	31.82	69.69	27
J_{CIE}	81.97	1.81	71.59	71.61	89
G_{CIE}	51.62	−41.11	11.52	42.7	164
B_{CIE}	29.2	−5.27	−49.33	49.62	264

%Regularität

g*H,rel = 26

g*C,rel = 45

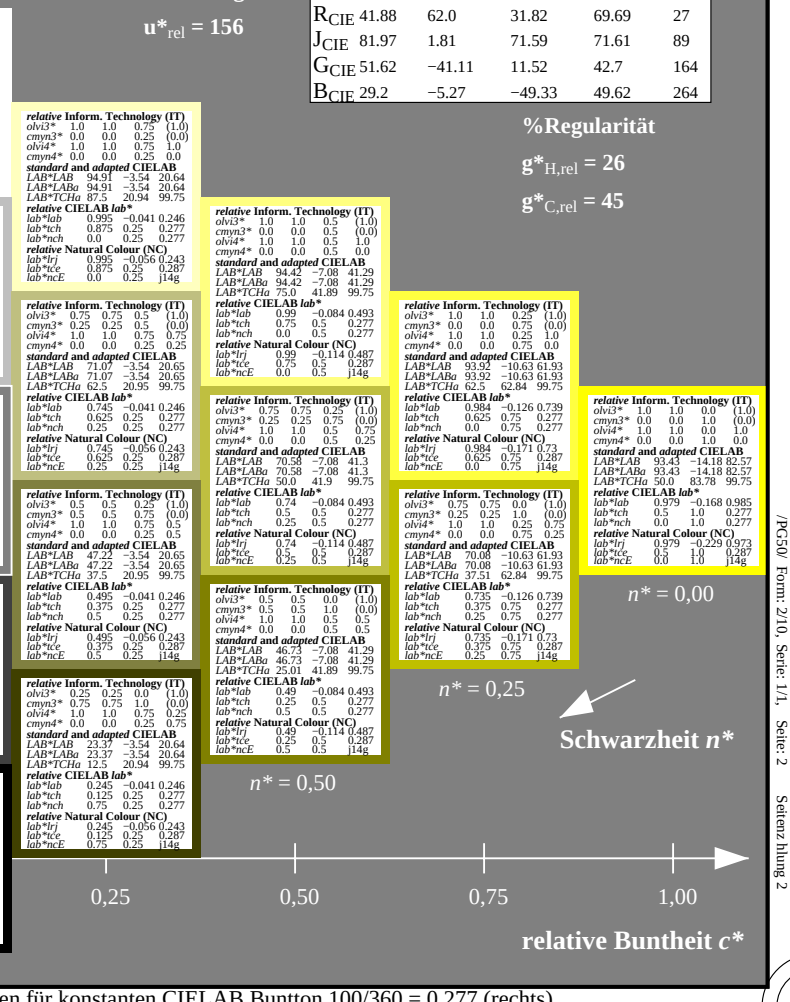

PG500−7, 5 stufige Reihen für konstanten CIELAB Buntton 93/360 = 0.258 (links)

5 stufige Reihen für konstanten CIELAB Buntton 100/360 = 0.277 (rechts)

BAM-Prüfvorlage PG50; Farbmetrik-Systeme ORS18 & TLS00 input: *olv* setrgbcolor*
D50: 2 Koordinatendaten; 5stufige Farbreihen für 10 Bunttöne output: *no change compared to input*

Siehe ähnliche Dateien: http://www.ps.bam.de/PG50/
Technische Information: http://www.ps.bam.de Version 2.1, io=1,1

BAM-Registrierung: 20060101-PG50/10S/S50G02NP.PS/.PDF BAM-Material: Code=rha4ta
Anwendung für Beurteilung und Messung von Drucker– oder Monitorsystemen
/PG50/ Form: 3/10, Serie: 1/1, Seite: 3 Seitenz hlung 3

Eingabe: Farbmetrisches Offset-Reflektiv-System ORS18

für Buntton *h* = lab*h = 151/360 = 0.42*
lab*tch* und *lab*nch

D50: Buntton L
LCH*Ma: 51 72 151
olv*Ma: 0.0 1.0 0.0

Dreiecks-Helligkeit *t**

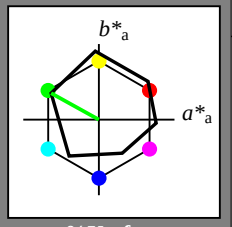

%Umfang

u^*_{rel} = 94

ORS18; adaptierte CIELAB-Daten

	$L^*=L^*_a$	a^*_a	b^*_a	$C^*_{ab,a}$	$h^*_{ab,a}$
O_{Ma}	47.94	65.05	50.54	82.38	38
Y_{Ma}	91.0	−4.72	90.58	90.7	93
L_{Ma}	50.9	−63.18	34.98	72.22	151
C_{Ma}	56.99	−39.34	−48.1	62.16	231
V_{Ma}	25.72	30.89	−44.4	54.09	305
M_{Ma}	49.99	75.76	−4.64	75.9	356
N_{Ma}	18.09	0.0	0.0	0.0	0
W_{Ma}	95.46	0.0	0.0	0.0	0
R_{CIE}	41.88	61.66	30.69	68.88	26
J_{CIE}	81.97	2.02	67.79	67.82	88
G_{CIE}	51.62	−41.32	9.74	42.46	167
B_{CIE}	29.2	−5.79	−49.61	49.96	263

%Regularität

$g^*_{H,rel}$ = 65

$g^*_{C,rel}$ = 60

Ausgabe: Farbmetrisches Fernseh-Licht-System TLS00

für Buntton *h* = lab*h = 140/360 = 0.389*
lab*tch* und *lab*nch

D50: Buntton L
LCH*Ma: 83 109 140
olv*Ma: 0.0 1.0 0.0

Dreiecks-Helligkeit *t**

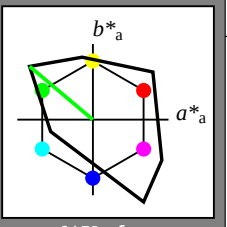

%Umfang

u^*_{rel} = 156

TLS00; adaptierte CIELAB-Daten

	$L^*=L^*_a$	a^*_a	b^*_a	$C^*_{ab,a}$	$h^*_{ab,a}$
O_{Ma}	54.19	79.36	63.0	101.33	38
Y_{Ma}	93.44	−14.18	82.59	83.8	100
L_{Ma}	82.82	−83.73	70.41	109.41	140
C_{Ma}	85.22	−55.9	−15.78	58.1	196
V_{Ma}	25.61	67.05	−108.87	127.87	302
M_{Ma}	58.76	91.18	−53.69	105.82	330
N_{Ma}	0.01	0.0	0.0	0.0	0
W_{Ma}	95.41	0.0	0.0	0.0	0
R_{CIE}	41.88	62.0	31.82	69.69	27
J_{CIE}	81.97	1.81	71.59	71.61	89
G_{CIE}	51.62	−41.11	11.52	42.7	164
B_{CIE}	29.2	−5.27	−49.33	49.62	264

%Regularität

$g^*_{H,rel}$ = 26

$g^*_{C,rel}$ = 45

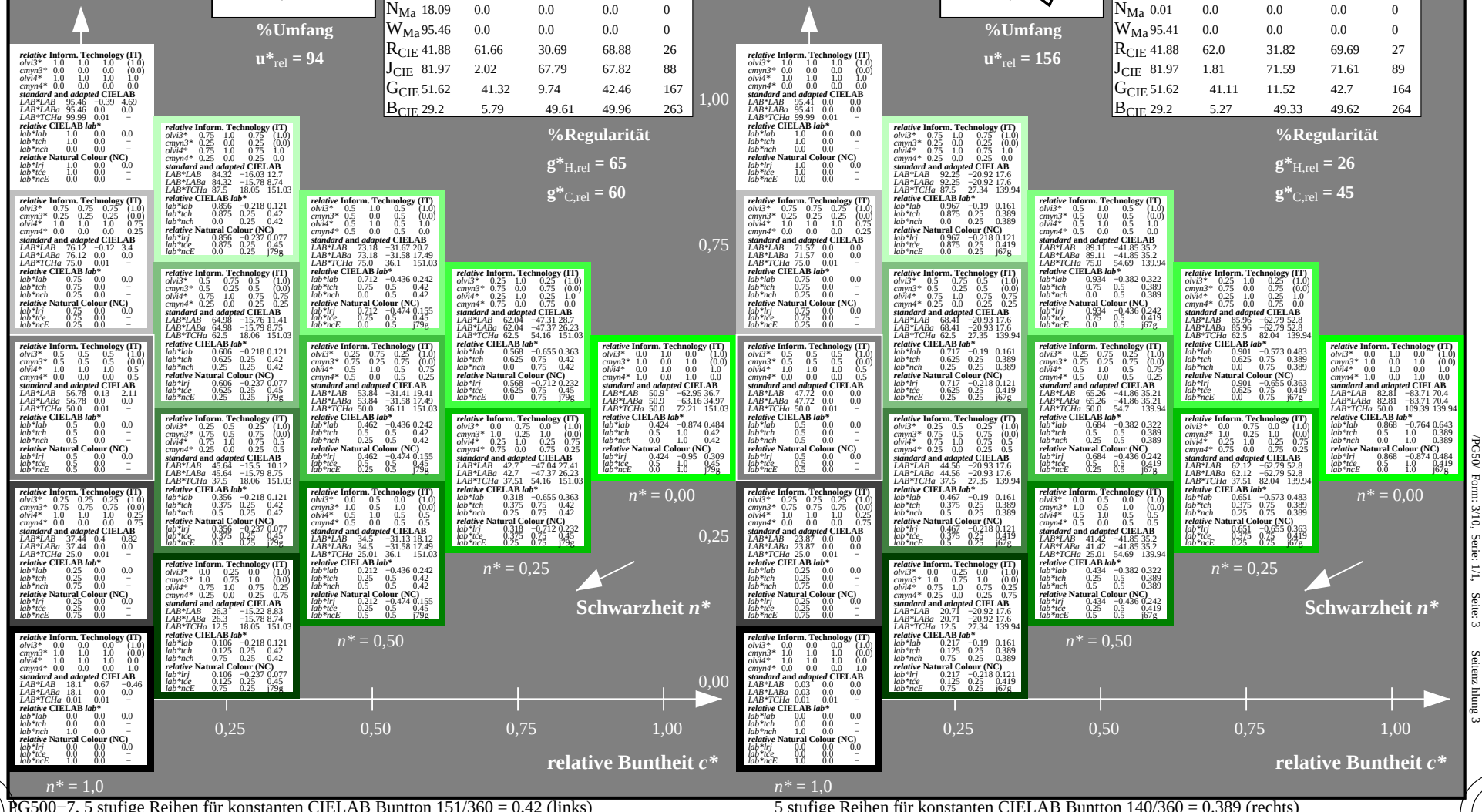

PG500−7, 5 stufige Reihen für konstanten CIELAB Buntton 151/360 = 0.42 (links)

5 stufige Reihen für konstanten CIELAB Buntton 140/360 = 0.389 (rechts)

BAM-Prüfvorlage PG50; Farbmetrik-Systeme ORS18 & TLS00 input: *olv* setrgbcolor*
D50: 2 Koordinatendaten; 5stufige Farbreihen für 10 Bunttöne output: *no change compared to input*

Eingabe: Farbmetrisches Offset-Reflektiv-System ORS18

für Buntton *h* = lab*h = 231/360 = 0.641*
lab*tch* und *lab*nch

D50: Buntton C
LCH*Ma: 57 62 231
olv*Ma: 0.0 1.0 1.0

Dreiecks-Helligkeit *t**

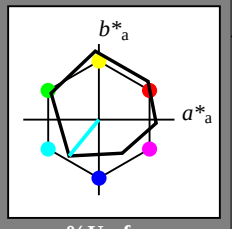

%Umfang

u^*_{rel} = 94

ORS18; adaptierte CIELAB-Daten	$L^*=L^*_a$	a^*_a	b^*_a	$C^*_{ab,a}$	$h^*_{ab,a}$
O_{Ma}	47.94	65.05	50.54	82.38	38
Y_{Ma}	91.0	−4.72	90.58	90.7	93
L_{Ma}	50.9	−63.18	34.98	72.22	151
C_{Ma}	56.99	−39.34	−48.1	62.16	231
V_{Ma}	25.72	30.89	−44.4	54.09	305
M_{Ma}	49.99	75.76	−4.64	75.9	356
N_{Ma}	18.09	0.0	0.0	0.0	0
W_{Ma}	95.46	0.0	0.0	0.0	0
R_{CIE}	41.88	61.66	30.69	68.88	26
J_{CIE}	81.97	2.02	67.79	67.82	88
G_{CIE}	51.62	−41.32	9.74	42.46	167
B_{CIE}	29.2	−5.79	−49.61	49.96	263

%Regularität

$g^*_{H,rel}$ = 65

$g^*_{C,rel}$ = 60

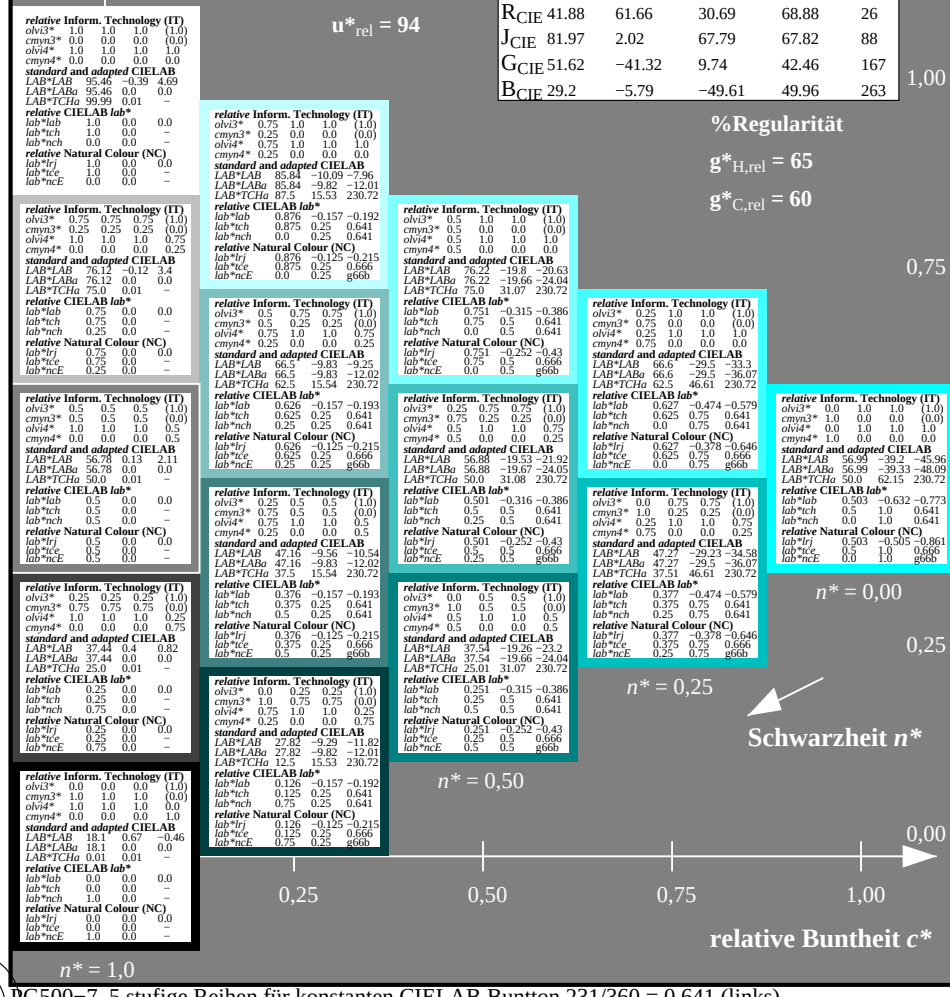

Ausgabe: Farbmetrisches Fernseh-Licht-System TLS00

für Buntton *h* = lab*h = 196/360 = 0.544*
lab*tch* und *lab*nch

D50: Buntton C
LCH*Ma: 85 58 196
olv*Ma: 0.0 1.0 1.0

Dreiecks-Helligkeit *t**

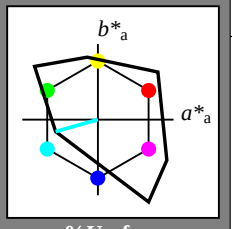

%Umfang

u^*_{rel} = 156

TLS00; adaptierte CIELAB-Daten	$L^*=L^*_a$	a^*_a	b^*_a	$C^*_{ab,a}$	$h^*_{ab,a}$
O_{Ma}	54.19	79.36	63.0	101.33	38
Y_{Ma}	93.44	−14.18	82.59	83.8	100
L_{Ma}	82.82	−83.73	70.41	109.41	140
C_{Ma}	85.22	−55.9	−15.78	58.1	196
V_{Ma}	25.61	67.05	−108.87	127.87	302
M_{Ma}	58.76	91.18	−53.69	105.82	330
N_{Ma}	0.01	0.0	0.0	0.0	0
W_{Ma}	95.41	0.0	0.0	0.0	0
R_{CIE}	41.88	62.0	31.82	69.69	27
J_{CIE}	81.97	1.81	71.59	71.61	89
G_{CIE}	51.62	−41.11	11.52	42.7	164
B_{CIE}	29.2	−5.27	−49.33	49.62	264

%Regularität

$g^*_{H,rel}$ = 26

$g^*_{C,rel}$ = 45

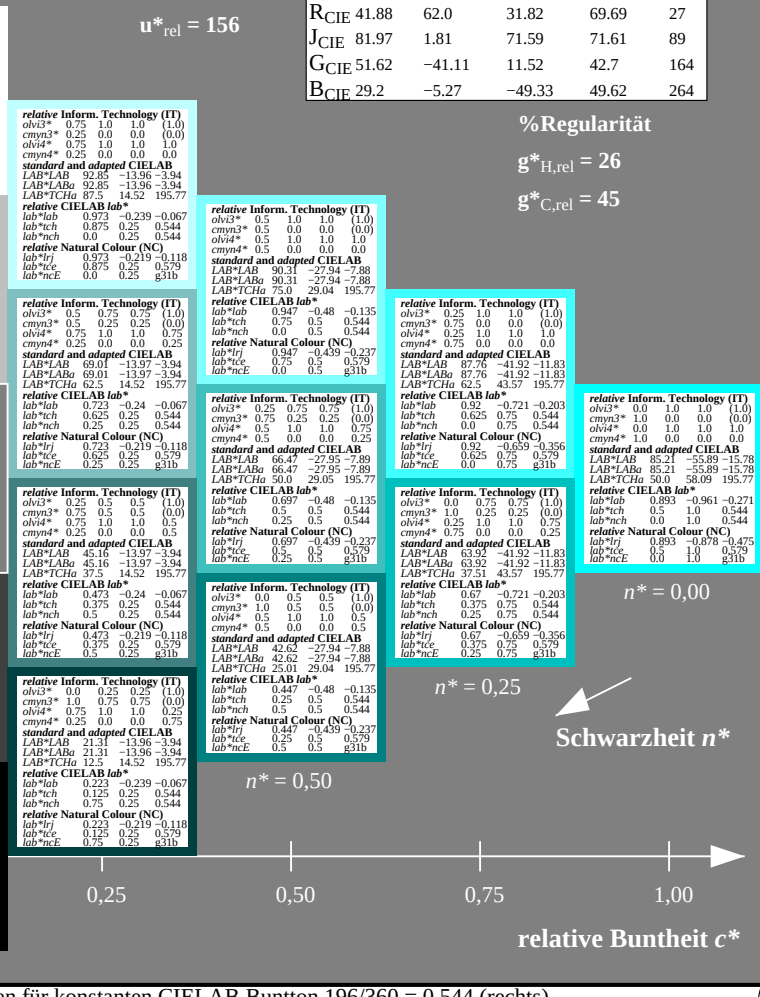

PG500−7, 5 stufige Reihen für konstanten CIELAB Buntton 231/360 = 0.641 (links)

5 stufige Reihen für konstanten CIELAB Buntton 196/360 = 0.544 (rechts)

BAM-Prüfvorlage PG50; Farbmetrik-Systeme ORS18 & TLS00 input: *olv* setrgbcolor*
D50: 2 Koordinatendaten; 5stufige Farbreihen für 10 Bunttöne output: *no change compared to input*

Siehe ähnliche Dateien: http://www.ps.bam.de/PG50/
Technische Information: http://www.ps.bam.de Version 2.1, io=1,1

BAM-Registrierung: 20060101-PG50/10S/S50G03NP.PS/.PDF BAM-Material: Code=rha4ta
Anwendung für Beurteilung und Messung von Drucker− oder Monitorsystemen
/PG50/ Form: 4/10, Serie: 1/1, Seite: 4 Seitenz hlung 4

Eingabe: Farbmetrisches Offset-Reflektiv-System ORS18

für Buntton *h = lab*h = 305/360 = 0.847**
lab*tch* und *lab*nch

D50: Buntton V
LCH*Ma: 26 54 305
olv*Ma: 0.0 0.0 1.0

Dreiecks-Helligkeit *t**

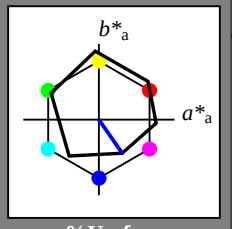

%Umfang

u*rel = 94

ORS18; adaptierte CIELAB-Daten	L*=L*a	a*a	b*a	C*ab,a	h*ab,a
O_{Ma}	47.94	65.05	50.54	82.38	38
Y_{Ma}	91.0	−4.72	90.58	90.7	93
L_{Ma}	50.9	−63.18	34.98	72.22	151
C_{Ma}	56.99	−39.34	−48.1	62.16	231
V_{Ma}	25.72	30.89	−44.4	54.09	305
M_{Ma}	49.99	75.76	−4.64	75.9	356
N_{Ma}	18.09	0.0	0.0	0.0	0
W_{Ma}	95.46	0.0	0.0	0.0	0
R_{CIE}	41.88	61.66	30.69	68.88	26
J_{CIE}	81.97	2.02	67.79	67.82	88
G_{CIE}	51.62	−41.32	9.74	42.46	167
B_{CIE}	29.2	−5.79	−49.61	49.96	263

%Regularität

g*H,rel = 65

g*C,rel = 60

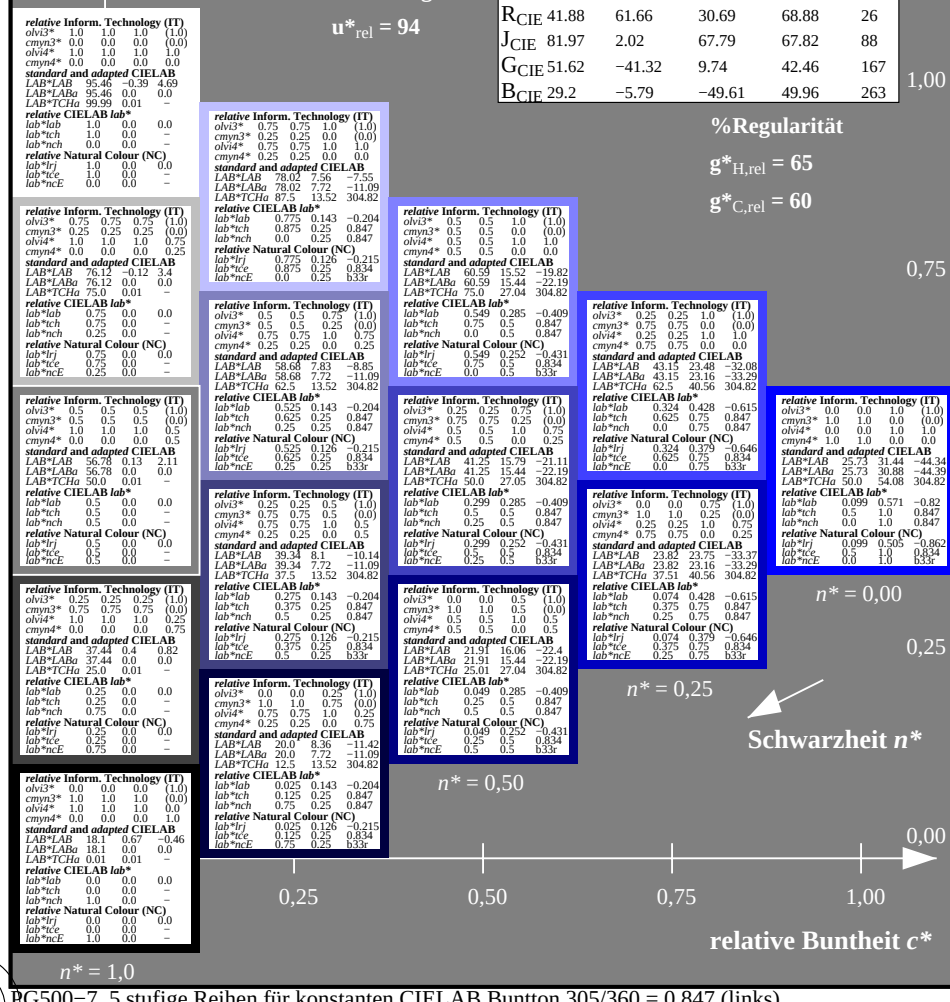

Ausgabe: Farbmetrisches Fernseh-Licht-System TLS00

für Buntton *h = lab*h = 302/360 = 0.838**
lab*tch* und *lab*nch

D50: Buntton V
LCH*Ma: 26 128 302
olv*Ma: 0.0 0.0 1.0

Dreiecks-Helligkeit *t**

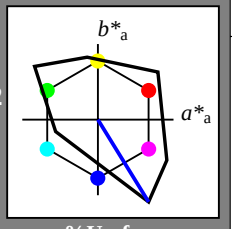

%Umfang

u*rel = 156

TLS00; adaptierte CIELAB-Daten	L*=L*a	a*a	b*a	C*ab,a	h*ab,a
O_{Ma}	54.19	79.36	63.0	101.33	38
Y_{Ma}	93.44	−14.18	82.59	83.8	100
L_{Ma}	82.82	−83.73	70.41	109.41	140
C_{Ma}	85.22	−55.9	−15.78	58.1	196
V_{Ma}	25.61	67.05	−108.87	127.87	302
M_{Ma}	58.76	91.18	−53.69	105.82	330
N_{Ma}	0.01	0.0	0.0	0.0	0
W_{Ma}	95.41	0.0	0.0	0.0	0
R_{CIE}	41.88	62.0	31.82	69.69	27
J_{CIE}	81.97	1.81	71.59	71.61	89
G_{CIE}	51.62	−41.11	11.52	42.7	164
B_{CIE}	29.2	−5.27	−49.33	49.62	264

%Regularität

g*H,rel = 26

g*C,rel = 45

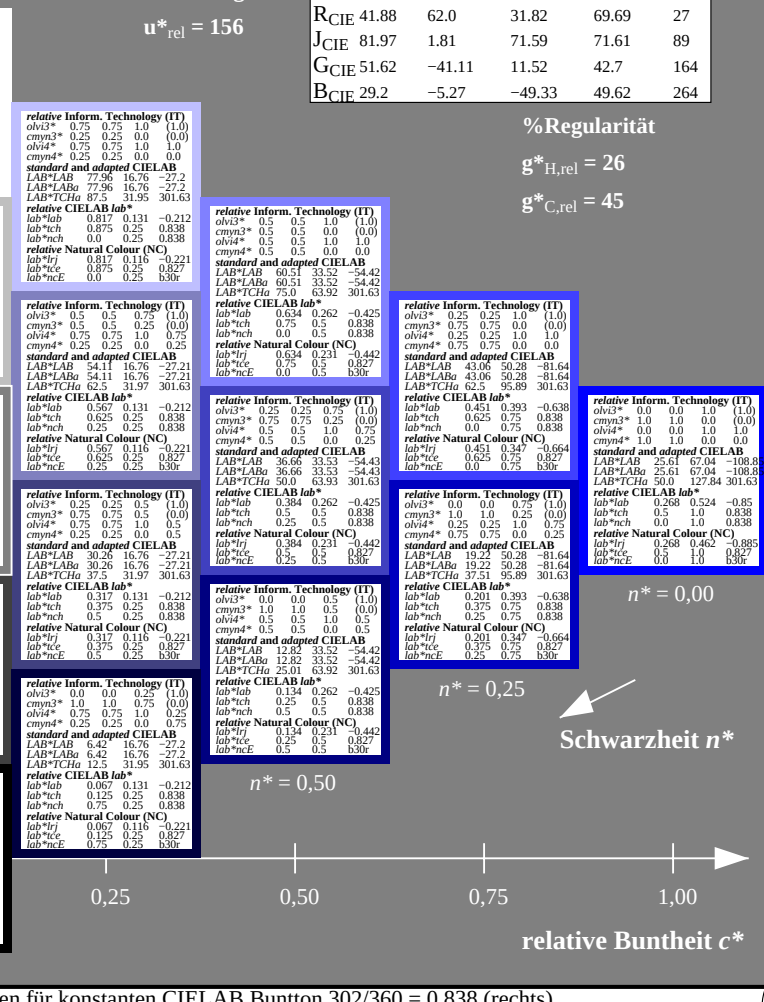

PG500−7, 5 stufige Reihen für konstanten CIELAB Buntton 305/360 = 0.847 (links)

5 stufige Reihen für konstanten CIELAB Buntton 302/360 = 0.838 (rechts)

BAM-Prüfvorlage PG50; Farbmetrik-Systeme ORS18 & TLS00 input: *olv* setrgbcolor*
D50: 2 Koordinatendaten; 5stufige Farbreihen für 10 Bunttöne output: *no change compared to input*

Siehe ähnliche Dateien: http://www.ps.bam.de/PG50/
Technische Information: http://www.ps.bam.de Version 2.1, io=1,1

BAM-Registrierung: 20060101-PG50/10S/S50G04NP.PS/.PDF BAM-Material: Code=rha4ta
Anwendung für Beurteilung und Messung von Drucker− oder Monitorsystemen
/PG50/ Form: 5/10, Serie: 1/1, Seite: 5 Seitenz hlung 5

Eingabe: Farbmetrisches Offset-Reflektiv-System ORS18

für Buntton *h* = lab*h = 356/360 = 0.99*
lab*tch* und *lab*nch

D50: Buntton M
LCH*Ma: 50 76 356
olv*Ma: 1.0 0.0 1.0

Dreiecks-Helligkeit *t**

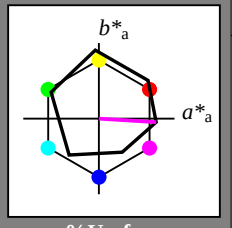

%Umfang

u^*_{rel} = 94

ORS18; adaptierte CIELAB-Daten	$L^*=L^*_a$	a^*_a	b^*_a	$C^*_{ab,a}$	$h^*_{ab,a}$
O_{Ma}	47.94	65.05	50.54	82.38	38
Y_{Ma}	91.0	−4.72	90.58	90.7	93
L_{Ma}	50.9	−63.18	34.98	72.22	151
C_{Ma}	56.99	−39.34	−48.1	62.16	231
V_{Ma}	25.72	30.89	−44.4	54.09	305
M_{Ma}	49.99	75.76	−4.64	75.9	356
N_{Ma}	18.09	0.0	0.0	0.0	0
W_{Ma}	95.46	0.0	0.0	0.0	0
R_{CIE}	41.88	61.66	30.69	68.88	26
J_{CIE}	81.97	2.02	67.79	67.82	88
G_{CIE}	51.62	−41.32	9.74	42.46	167
B_{CIE}	29.2	−5.79	−49.61	49.96	263

%Regularität

$g^*_{H,rel}$ = 65

$g^*_{C,rel}$ = 60

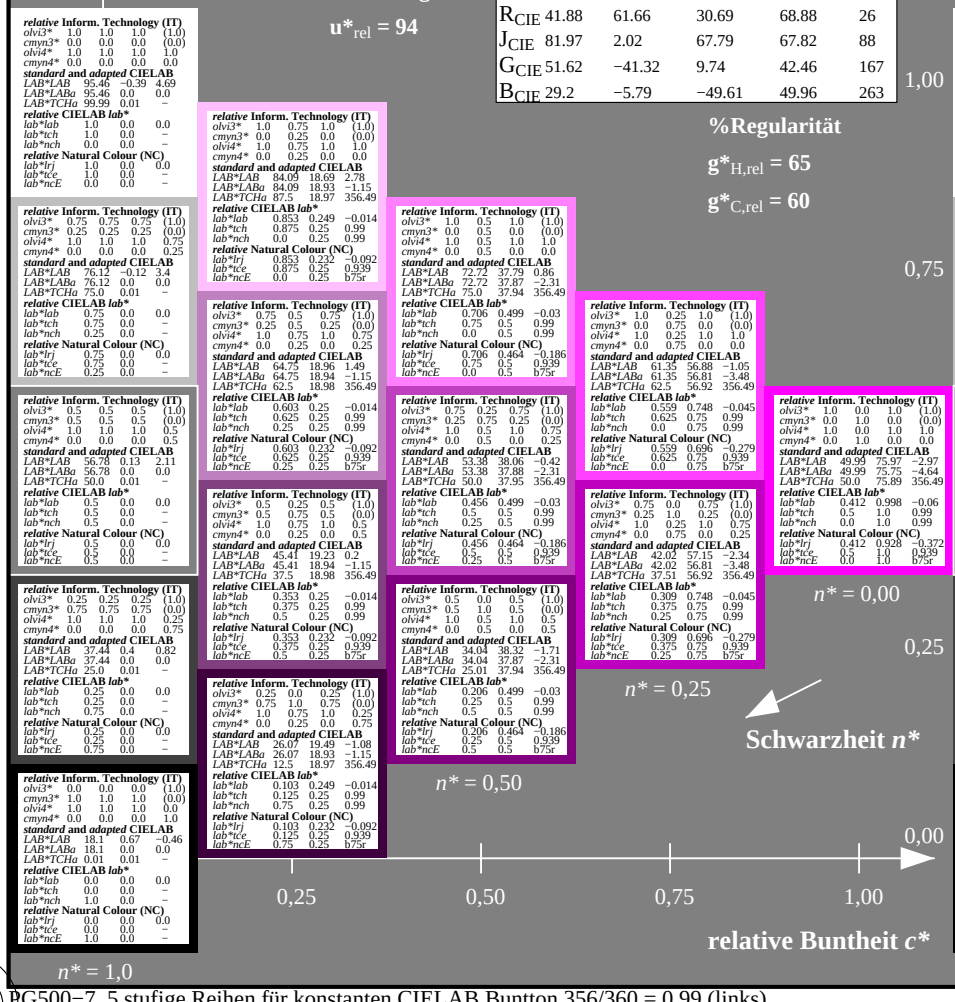

Ausgabe: Farbmetrisches Fernseh-Licht-System TLS00

für Buntton *h* = lab*h = 330/360 = 0.915*
lab*tch* und *lab*nch

D50: Buntton M
LCH*Ma: 59 106 330
olv*Ma: 1.0 0.0 1.0

Dreiecks-Helligkeit *t**

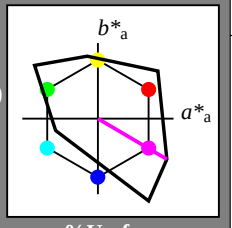

%Umfang

u^*_{rel} = 156

TLS00; adaptierte CIELAB-Daten	$L^*=L^*_a$	a^*_a	b^*_a	$C^*_{ab,a}$	$h^*_{ab,a}$
O_{Ma}	54.19	79.36	63.0	101.33	38
Y_{Ma}	93.44	−14.18	82.59	83.8	100
L_{Ma}	82.82	−83.73	70.41	109.41	140
C_{Ma}	85.22	−55.9	−15.78	58.1	196
V_{Ma}	25.61	67.05	−108.87	127.87	302
M_{Ma}	58.76	91.18	−53.69	105.82	330
N_{Ma}	0.01	0.0	0.0	0.0	0
W_{Ma}	95.41	0.0	0.0	0.0	0
R_{CIE}	41.88	62.0	31.82	69.69	27
J_{CIE}	81.97	1.81	71.59	71.61	89
G_{CIE}	51.62	−41.11	11.52	42.7	164
B_{CIE}	29.2	−5.27	−49.33	49.62	264

%Regularität

$g^*_{H,rel}$ = 26

$g^*_{C,rel}$ = 45

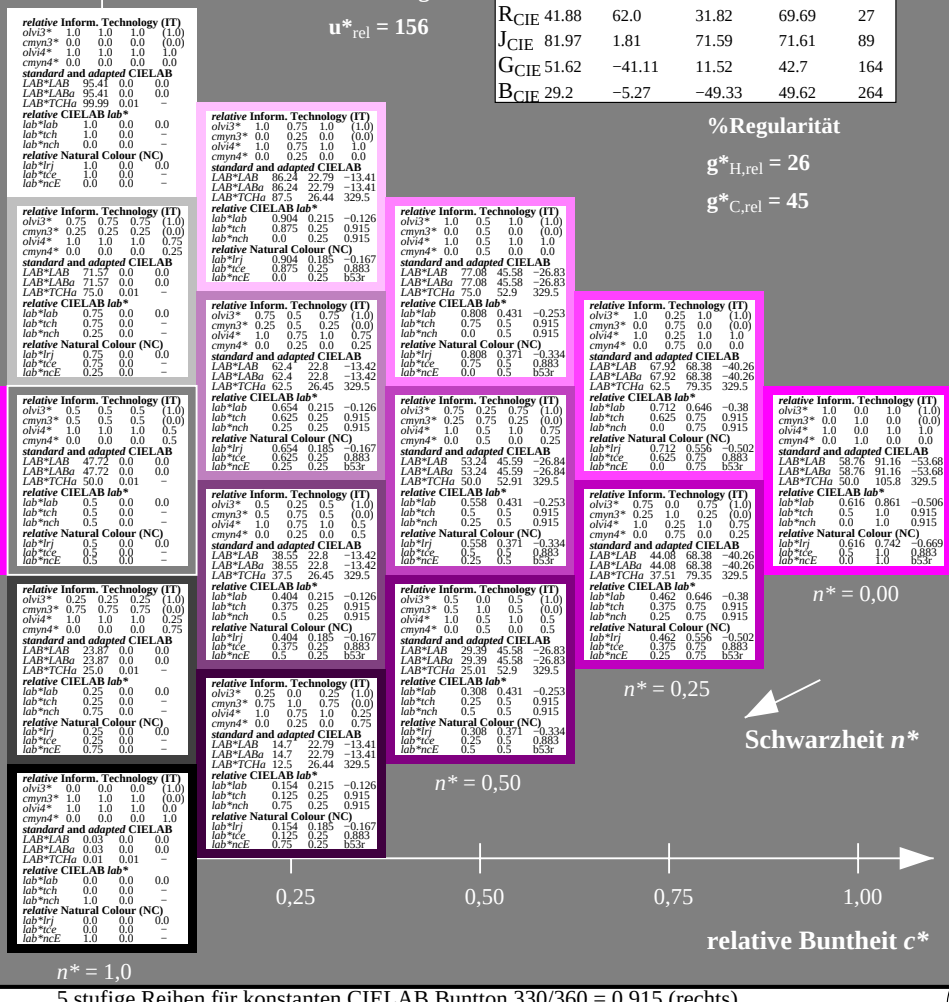

PG500−7, 5 stufige Reihen für konstanten CIELAB Buntton 356/360 = 0.99 (links)

5 stufige Reihen für konstanten CIELAB Buntton 330/360 = 0.915 (rechts)

BAM-Prüfvorlage PG50; Farbmetrik-Systeme ORS18 & TLS00 input: *olv* setrgbcolor*
D50: 2 Koordinatendaten; 5stufige Farbreihen für 10 Bunttöne output: *no change compared to input*

Siehe ähnliche Dateien: http://www.ps.bam.de/PG50/
Technische Information: http://www.ps.bam.de Version 2.1, io=1,1

BAM-Registrierung: 20060101-PG50/10S/S50G05NP.PS/.PDF BAM-Material: Code=rha4ta
Anwendung für Beurteilung und Messung von Drucker− oder Monitorsystemen

Siehe ähnliche Dateien: http://www.ps.bam.de/PG50/
Technische Information: http://www.ps.bam.de Version 2.1, io=1,1

BAM-Registrierung: 20060101-PG50/10S/S50G06NP.PS/.PDF BAM-Material: Code=rha4ta
Anwendung für Beurteilung und Messung von Drucker– oder Monitorsystemen

/PG50/ Form: 7/10, Serie: 1/1, Seite: 7 Sattelstanz hung 7

Eingabe: Farbmetrisches Offset-Reflektiv-System ORS18

für Buntton $h^* = lab^*h = 26/360 = 0.074$
lab^*tch und lab^*nch

D50: Buntton R
LCH*Ma: 49 76 26
olv*Ma: 1.0 0.0 0.3

Dreiecks-Helligkeit t^*

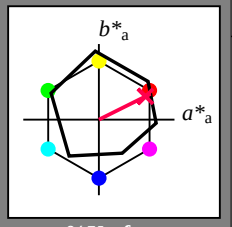

%Umfang

u^*_{rel} = 94

ORS18; adaptierte CIELAB-Daten	$L^*=L^*_a$	a^*_a	b^*_a	$C^*_{ab,a}$	$h^*_{ab,a}$
O_{Ma}	47.94	65.05	50.54	82.38	38
Y_{Ma}	91.0	−4.72	90.58	90.7	93
L_{Ma}	50.9	−63.18	34.98	72.22	151
C_{Ma}	56.99	−39.34	−48.1	62.16	231
V_{Ma}	25.72	30.89	−44.4	54.09	305
M_{Ma}	49.99	75.76	−4.64	75.9	356
N_{Ma}	18.09	0.0	0.0	0.0	0
W_{Ma}	95.46	0.0	0.0	0.0	0
R_{CIE}	41.88	61.66	30.69	68.88	26
J_{CIE}	81.97	2.02	67.79	67.82	88
G_{CIE}	51.62	−41.32	9.74	42.46	167
B_{CIE}	29.2	−5.79	−49.61	49.96	263

%Regularität

$g^*_{H,rel}$ = 65

$g^*_{C,rel}$ = 60

1,00

0,75

0,25

0,00

n^* = 0,00

n^* = 0,25

n^* = 0,50

n^* = 1,0

Schwarzheit n^*

0,25 0,50 0,75 1,00

relative Buntheit c^*

relative Inform. Technology (IT)				
olvi3*	1.0	1.0	1.0	(1.0)
cmyn3*	0.0	0.0	0.0	(0.0)
olvi4*	1.0	1.0	1.0	–
cmyn4*	0.0	0.0	0.0	–
standard and adapted CIELAB				
LAB*LAB	95.46	−0.39	4.69	
LAB*LABa	95.46	0.0	0.0	
LAB*TCHa	99.99	0.01	–	
relative CIELAB lab*				
lab*lab	1.0	0.0	0.0	
lab*tch	1.0	0.0	–	
lab*nch	0.0	0.0	–	
relative Natural Colour (NC)				
lab*lrj	1.0	0.0	0.0	
lab*tce	1.0	0.0	–	
lab*ncE	0.0	0.0	–	

relative Inform. Technology (IT)				
olvi3*	0.75	0.75	0.75	(1.0)
cmyn3*	0.25	0.25	0.25	(0.0)
olvi4*	1.0	1.0	1.0	0.75
cmyn4*	0.0	0.0	0.0	0.25
standard and adapted CIELAB				
LAB*LAB	76.12	−0.12	3.4	
LAB*LABa	76.12	0.0	0.0	
LAB*TCHa	75.0	0.01	–	
relative CIELAB lab*				
lab*lab	0.75	0.0	0.0	
lab*tch	0.75	0.0	–	
lab*nch	0.25	0.0	–	
relative Natural Colour (NC)				
lab*lrj	0.75	0.0	0.0	
lab*tce	0.75	0.0	–	
lab*ncE	0.25	0.0	–	

relative Inform. Technology (IT)				
olvi3*	0.5	0.5	0.5	(1.0)
cmyn3*	0.5	0.5	0.5	(0.0)
olvi4*	1.0	1.0	1.0	0.5
cmyn4*	0.0	0.0	0.0	0.5
standard and adapted CIELAB				
LAB*LAB	56.78	0.13	2.11	
LAB*LABa	56.78	0.0	0.0	
LAB*TCHa	50.0	0.01	–	
relative CIELAB lab*				
lab*lab	0.5	0.0	0.0	
lab*tch	0.5	0.0	–	
lab*nch	0.5	0.0	–	
relative Natural Colour (NC)				
lab*lrj	0.5	0.0	0.0	
lab*tce	0.5	0.0	–	
lab*ncE	0.5	0.0	–	

relative Inform. Technology (IT)				
olvi3*	0.25	0.25	0.25	(1.0)
cmyn3*	0.75	0.75	0.75	(0.0)
olvi4*	1.0	1.0	1.0	0.25
cmyn4*	0.0	0.0	0.0	0.75
standard and adapted CIELAB				
LAB*LAB	37.44	0.4	0.82	
LAB*LABa	37.44	0.0	0.0	
LAB*TCHa	25.0	0.01	–	
relative CIELAB lab*				
lab*lab	0.25	0.0	0.0	
lab*tch	0.25	0.0	–	
lab*nch	0.75	0.0	–	
relative Natural Colour (NC)				
lab*lrj	0.25	0.0	0.0	
lab*tce	0.25	0.0	–	
lab*ncE	0.75	0.0	–	

relative Inform. Technology (IT)				
olvi3*	0.0	0.0	0.0	(1.0)
cmyn3*	1.0	1.0	1.0	(0.0)
olvi4*	1.0	1.0	1.0	0.0
cmyn4*	0.0	0.0	0.0	1.0
standard and adapted CIELAB				
LAB*LAB	18.1	0.67	−0.46	
LAB*LABa	18.1	0.0	0.0	
LAB*TCHa	0.01	0.01	–	
relative CIELAB lab*				
lab*lab	0.0	0.0	0.0	
lab*tch	0.0	0.0	–	
lab*nch	1.0	0.0	–	
relative Natural Colour (NC)				
lab*lrj	0.0	0.0	0.0	
lab*tce	0.0	0.0	–	
lab*ncE	1.0	0.0	–	

relative Inform. Technology (IT)				
olvi3*	1.0	0.75	0.825	(1.0)
cmyn3*	0.0	0.25	0.175	(0.0)
olvi4*	1.0	0.75	0.825	1.0
cmyn4*	0.0	0.25	0.175	0.0
standard and adapted CIELAB				
LAB*LAB	83.73	16.82	12.41	
LAB*LABa	83.73	17.06	8.49	
LAB*TCHa	87.5	19.06	26.46	
relative CIELAB lab*				
lab*lab	0.848	0.224	0.111	
lab*tch	0.875	0.25	0.073	
lab*nch	0.0	0.25	0.073	
relative Natural Colour (NC)				
lab*lrj	0.848	0.25	0.0	
lab*tce	0.875	0.25	1.0	
lab*ncE	0.0	0.25	b99r	

relative Inform. Technology (IT)				
olvi3*	0.75	0.5	0.575	(1.0)
cmyn3*	0.25	0.5	0.425	(0.0)
olvi4*	1.0	0.75	0.825	0.75
cmyn4*	0.0	0.25	0.175	0.25
standard and adapted CIELAB				
LAB*LAB	64.39	17.1	11.12	
LAB*LABa	64.39	17.07	8.5	
LAB*TCHa	62.5	19.06	26.46	
relative CIELAB lab*				
lab*lab	0.598	0.224	0.111	
lab*tch	0.625	0.25	0.074	
lab*nch	0.25	0.25	0.074	
relative Natural Colour (NC)				
lab*lrj	0.598	0.25	0.0	
lab*tce	0.625	0.25	1.0	
lab*ncE	0.25	0.25	b99r	

relative Inform. Technology (IT)				
olvi3*	0.5	0.25	0.325	(1.0)
cmyn3*	0.5	0.75	0.675	(0.0)
olvi4*	1.0	0.75	0.825	0.5
cmyn4*	0.0	0.25	0.175	0.5
standard and adapted CIELAB				
LAB*LAB	45.05	17.36	9.83	
LAB*LABa	45.05	17.07	8.5	
LAB*TCHa	37.5	19.06	26.46	
relative CIELAB lab*				
lab*lab	0.348	0.224	0.111	
lab*tch	0.375	0.25	0.074	
lab*nch	0.5	0.25	0.074	
relative Natural Colour (NC)				
lab*lrj	0.348	0.25	0.0	
lab*tce	0.375	0.25	1.0	
lab*ncE	0.5	0.25	b99r	

relative Inform. Technology (IT)				
olvi3*	0.25	0.0	0.075	(1.0)
cmyn3*	0.75	1.0	0.925	(0.0)
olvi4*	1.0	0.75	0.825	0.25
cmyn4*	0.0	0.25	0.175	0.75
standard and adapted CIELAB				
LAB*LAB	25.71	17.62	8.54	
LAB*LABa	25.71	17.06	8.5	
LAB*TCHa	12.5	19.06	26.48	
relative CIELAB lab*				
lab*lab	0.098	0.224	0.111	
lab*tch	0.125	0.25	0.074	
lab*nch	0.75	0.25	0.074	
relative Natural Colour (NC)				
lab*lrj	0.098	0.25	0.0	
lab*tce	0.125	0.25	0.0	
lab*ncE	0.75	0.25	r00j	

relative Inform. Technology (IT)				
olvi3*	1.0	0.5	0.65	(1.0)
cmyn3*	0.0	0.5	0.35	(0.0)
olvi4*	1.0	0.5	0.65	1.0
cmyn4*	0.0	0.5	0.35	0.0
standard and adapted CIELAB				
LAB*LAB	72.0	34.05	20.12	
LAB*LABa	72.0	34.13	16.99	
LAB*TCHa	75.0	38.12	26.46	
relative CIELAB lab*				
lab*lab	0.697	0.448	0.223	
lab*tch	0.75	0.5	0.074	
lab*nch	0.0	0.5	0.074	
relative Natural Colour (NC)				
lab*lrj	0.697	0.5	0.0	
lab*tce	0.75	0.5	1.0	
lab*ncE	0.0	0.5	b99r	

relative Inform. Technology (IT)				
olvi3*	0.75	0.25	0.4	(1.0)
cmyn3*	0.25	0.75	0.6	(0.0)
olvi4*	1.0	0.5	0.65	0.75
cmyn4*	0.0	0.5	0.35	0.25
standard and adapted CIELAB				
LAB*LAB	52.67	34.32	18.84	
LAB*LABa	52.67	34.13	16.99	
LAB*TCHa	50.0	38.13	26.46	
relative CIELAB lab*				
lab*lab	0.447	0.448	0.223	
lab*tch	0.5	0.5	0.074	
lab*nch	0.25	0.5	0.074	
relative Natural Colour (NC)				
lab*lrj	0.447	0.5	0.0	
lab*tce	0.5	0.5	1.0	
lab*ncE	0.25	0.5	b99r	

relative Inform. Technology (IT)				
olvi3*	0.5	0.0	0.15	(1.0)
cmyn3*	0.5	1.0	0.85	(0.0)
olvi4*	1.0	0.5	0.65	0.5
cmyn4*	0.0	0.5	0.35	0.5
standard and adapted CIELAB				
LAB*LAB	33.33	34.58	17.55	
LAB*LABa	33.33	34.13	16.99	
LAB*TCHa	25.01	38.12	26.47	
relative CIELAB lab*				
lab*lab	0.197	0.447	0.223	
lab*tch	0.25	0.5	0.074	
lab*nch	0.5	0.5	0.074	
relative Natural Colour (NC)				
lab*lrj	0.197	0.5	0.0	
lab*tce	0.25	0.5	0.0	
lab*ncE	0.5	0.5	r00j	

relative Inform. Technology (IT)				
olvi3*	1.0	0.25	0.475	(1.0)
cmyn3*	0.0	0.75	0.525	(0.0)
olvi4*	1.0	0.25	0.475	1.0
cmyn4*	0.0	0.75	0.525	0.0
standard and adapted CIELAB				
LAB*LAB	60.28	51.28	27.84	
LAB*LABa	60.28	51.19	25.48	
LAB*TCHa	62.5	57.18	26.46	
relative CIELAB lab*				
lab*lab	0.545	0.671	0.334	
lab*tch	0.625	0.75	0.074	
lab*nch	0.0	0.75	0.074	
relative Natural Colour (NC)				
lab*lrj	0.545	0.75	0.0	
lab*tce	0.625	0.75	1.0	
lab*ncE	0.0	0.75	b99r	

relative Inform. Technology (IT)				
olvi3*	0.75	0.0	0.225	(1.0)
cmyn3*	0.25	1.0	0.775	(0.0)
olvi4*	1.0	0.25	0.475	0.75
cmyn4*	0.0	0.75	0.525	0.25
standard and adapted CIELAB				
LAB*LAB	40.94	51.55	26.55	
LAB*LABa	40.94	51.19	25.49	
LAB*TCHa	37.51	57.19	26.47	
relative CIELAB lab*				
lab*lab	0.295	0.671	0.334	
lab*tch	0.375	0.75	0.074	
lab*nch	0.25	0.75	0.074	
relative Natural Colour (NC)				
lab*lrj	0.295	0.75	0.0	
lab*tce	0.375	0.75	0.0	
lab*ncE	0.25	0.75	r00j	

relative Inform. Technology (IT)				
olvi3*	1.0	0.0	0.3	(1.0)
cmyn3*	0.0	1.0	0.7	(0.0)
olvi4*	1.0	0.0	0.3	1.0
cmyn4*	0.0	1.0	0.7	0.0
standard and adapted CIELAB				
LAB*LAB	48.56	68.5	35.55	
LAB*LABa	48.56	68.25	33.98	
LAB*TCHa	50.0	76.24	26.47	
relative CIELAB lab*				
lab*lab	0.394	0.895	0.446	
lab*tch	0.5	1.0	0.074	
lab*nch	0.0	1.0	0.074	
relative Natural Colour (NC)				
lab*lrj	0.394	1.0	0.0	
lab*tce	0.5	1.0	0.0	
lab*ncE	0.0	1.0	r00j	

Ausgabe: Farbmetrisches Fernseh-Licht-System TLS00

für Buntton $h^* = lab^*h = 27/360 = 0.075$
lab^*tch und lab^*nch

D50: Buntton R
LCH*Ma: 55 92 27
olv*Ma: 1.0 0.0 0.18

Dreiecks-Helligkeit t^*

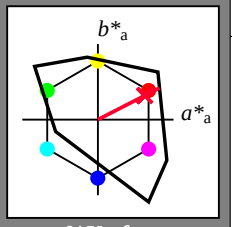

%Umfang

u^*_{rel} = 156

TLS00; adaptierte CIELAB-Daten	$L^*=L^*_a$	a^*_a	b^*_a	$C^*_{ab,a}$	$h^*_{ab,a}$
O_{Ma}	54.19	79.36	63.0	101.33	38
Y_{Ma}	93.44	−14.18	82.59	83.8	100
L_{Ma}	82.82	−83.73	70.41	109.41	140
C_{Ma}	85.22	−55.9	−15.78	58.1	196
V_{Ma}	25.61	67.05	−108.87	127.87	302
M_{Ma}	58.76	91.18	−53.69	105.82	330
N_{Ma}	0.01	0.0	0.0	0.0	0
W_{Ma}	95.41	0.0	0.0	0.0	0
R_{CIE}	41.88	62.0	31.82	69.69	27
J_{CIE}	81.97	1.81	71.59	71.61	89
G_{CIE}	51.62	−41.11	11.52	42.7	164
B_{CIE}	29.2	−5.27	−49.33	49.62	264

%Regularität

$g^*_{H,rel}$ = 26

$g^*_{C,rel}$ = 45

1,00

0,75

0,25

0,00

n^* = 0,00

n^* = 0,25

n^* = 0,50

n^* = 1,0

Schwarzheit n^*

0,25 0,50 0,75 1,00

relative Buntheit c^*

relative Inform. Technology (IT)				
olvi3*	1.0	1.0	1.0	(1.0)
cmyn3*	0.0	0.0	0.0	(0.0)
olvi4*	1.0	1.0	1.0	1.0
cmyn4*	0.0	0.0	0.0	0.0
standard and adapted CIELAB				
LAB*LAB	95.41	0.0	0.0	
LAB*LABa	95.41	0.0	0.0	
LAB*TCHa	99.99	0.01	–	
relative CIELAB lab*				
lab*lab	1.0	0.0	0.0	
lab*tch	1.0	0.0	–	
lab*nch	0.0	0.0	–	
relative Natural Colour (NC)				
lab*lrj	1.0	0.0	0.0	
lab*tce	1.0	0.0	–	
lab*ncE	0.0	0.0	–	

relative Inform. Technology (IT)				
olvi3*	0.75	0.75	0.75	(1.0)
cmyn3*	0.25	0.25	0.25	(0.0)
olvi4*	1.0	1.0	1.0	0.75
cmyn4*	0.0	0.0	0.0	0.25
standard and adapted CIELAB				
LAB*LAB	85.31	20.37	10.45	
LAB*LABa	85.31	20.37	10.45	
LAB*TCHa	87.5	22.89	27.16	
relative CIELAB lab*				
lab*lab	0.894	0.222	0.114	
lab*tch	0.875	0.25	0.075	
lab*nch	0.0	0.25	0.075	
relative Natural Colour (NC)				
lab*lrj	0.894	0.25	0.0	
lab*tce	0.875	0.25	1.0	
lab*ncE	0.0	0.25	b99r	

relative Inform. Technology (IT)				
olvi3*	0.75	0.5	0.545	(1.0)
cmyn3*	0.25	0.5	0.455	(0.0)
olvi4*	1.0	0.75	0.795	0.75
cmyn4*	0.0	0.25	0.205	0.25
standard and adapted CIELAB				
LAB*LAB	61.46	20.38	10.46	
LAB*LABa	61.46	20.38	10.46	
LAB*TCHa	62.5	22.9	27.17	
relative CIELAB lab*				
lab*lab	0.644	0.222	0.114	
lab*tch	0.625	0.25	0.075	
lab*nch	0.25	0.25	0.075	
relative Natural Colour (NC)				
lab*lrj	0.644	0.25	0.0	
lab*tce	0.625	0.25	1.0	
lab*ncE	0.25	0.25	b99r	

relative Inform. Technology (IT)				
olvi3*	0.5	0.5	0.5	(1.0)
cmyn3*	0.5	0.5	0.5	(0.0)
olvi4*	1.0	1.0	1.0	0.5
cmyn4*	0.0	0.0	0.0	0.5
standard and adapted CIELAB				
LAB*LAB	47.72	0.0	0.0	
LAB*LABa	47.72	0.0	0.0	
LAB*TCHa	50.0	0.01	–	
relative CIELAB lab*				
lab*lab	0.5	0.0	0.0	
lab*tch	0.5	0.0	–	
lab*nch	0.5	0.0	–	
relative Natural Colour (NC)				
lab*lrj	0.5	0.0	0.0	
lab*tce	0.5	0.0	–	
lab*ncE	0.5	0.0	–	

relative Inform. Technology (IT)				
olvi3*	0.25	0.25	0.25	(1.0)
cmyn3*	0.75	0.75	0.75	(0.0)
olvi4*	1.0	1.0	1.0	0.25
cmyn4*	0.0	0.0	0.0	0.75
standard and adapted CIELAB				
LAB*LAB	23.87	0.0	0.0	
LAB*LABa	23.87	0.0	0.0	
LAB*TCHa	25.0	0.01	–	
relative CIELAB lab*				
lab*lab	0.25	0.0	0.0	
lab*tch	0.25	0.0	–	
lab*nch	0.75	0.0	–	
relative Natural Colour (NC)				
lab*lrj	0.25	0.0	0.0	
lab*tce	0.25	0.0	–	
lab*ncE	0.75	0.0	–	

relative Inform. Technology (IT)				
olvi3*	0.0	0.0	0.0	(1.0)
cmyn3*	1.0	1.0	1.0	(0.0)
olvi4*	1.0	1.0	1.0	0.0
cmyn4*	0.0	0.0	0.0	1.0
standard and adapted CIELAB				
LAB*LAB	0.03	0.0	0.0	
LAB*LABa	0.03	0.0	0.0	
LAB*TCHa	0.01	0.01	–	
relative CIELAB lab*				
lab*lab	0.0	0.0	0.0	
lab*tch	0.0	0.0	–	
lab*nch	1.0	0.0	–	
relative Natural Colour (NC)				
lab*lrj	0.0	0.0	0.0	
lab*tce	0.0	0.0	–	
lab*ncE	1.0	0.0	–	

relative Inform. Technology (IT)				
olvi3*	1.0	0.75	0.795	(1.0)
cmyn3*	0.0	0.25	0.205	(0.0)
olvi4*	1.0	0.75	0.795	1.0
cmyn4*	0.0	0.25	0.205	0.0
standard and adapted CIELAB				
LAB*LAB	75.21	40.74	20.91	
LAB*LABa	75.21	40.74	20.91	
LAB*TCHa	75.0	45.8	27.17	
relative CIELAB lab*				
lab*lab	0.788	0.445	0.228	
lab*tch	0.75	0.5	0.075	
lab*nch	0.0	0.5	0.075	
relative Natural Colour (NC)				
lab*lrj	0.788	0.5	0.0	
lab*tce	0.75	0.5	1.0	
lab*ncE	0.0	0.5	b99r	

relative Inform. Technology (IT)				
olvi3*	0.75	0.25	0.341	(1.0)
cmyn3*	0.25	0.75	0.659	(0.0)
olvi4*	1.0	0.5	0.591	0.75
cmyn4*	0.0	0.5	0.409	0.25
standard and adapted CIELAB				
LAB*LAB	51.36	40.75	20.92	
LAB*LABa	51.36	40.75	20.92	
LAB*TCHa	50.0	45.81	27.17	
relative CIELAB lab*				
lab*lab	0.538	0.445	0.228	
lab*tch	0.5	0.5	0.075	
lab*nch	0.25	0.5	0.075	
relative Natural Colour (NC)				
lab*lrj	0.538	0.5	0.0	
lab*tce	0.5	0.5	1.0	
lab*ncE	0.25	0.5	b100r	

relative Inform. Technology (IT)				
olvi3*	0.5	0.25	0.295	(1.0)
cmyn3*	0.5	0.75	0.705	(0.0)
olvi4*	1.0	0.75	0.795	0.5
cmyn4*	0.0	0.25	0.205	0.5
standard and adapted CIELAB				
LAB*LAB	37.61	20.38	10.46	
LAB*LABa	37.61	20.38	10.46	
LAB*TCHa	37.5	22.9	27.17	
relative CIELAB lab*				
lab*lab	0.394	0.222	0.114	
lab*tch	0.375	0.25	0.075	
lab*nch	0.5	0.25	0.075	
relative Natural Colour (NC)				
lab*lrj	0.394	0.25	0.0	
lab*tce	0.375	0.25	1.0	
lab*ncE	0.5	0.25	b99r	

relative Inform. Technology (IT)				
olvi3*	0.25	0.0	0.045	(1.0)
cmyn3*	0.75	1.0	0.955	(0.0)
olvi4*	1.0	0.75	0.795	0.25
cmyn4*	0.0	0.25	0.205	0.75
standard and adapted CIELAB				
LAB*LAB	13.77	20.37	10.46	
LAB*LABa	13.77	20.37	10.46	
LAB*TCHa	12.5	22.9	27.19	
relative CIELAB lab*				
lab*lab	0.144	0.222	0.114	
lab*tch	0.125	0.25	0.076	
lab*nch	0.75	0.25	0.076	
relative Natural Colour (NC)				
lab*lrj	0.144	0.25	0.0	
lab*tce	0.125	0.25	0.0	
lab*ncE	0.75	0.25	r00j	

relative Inform. Technology (IT)				
olvi3*	0.5	0.0	0.091	(1.0)
cmyn3*	0.5	1.0	0.909	(0.0)
olvi4*	1.0	0.5	0.591	0.5
cmyn4*	0.0	0.5	0.409	0.5
standard and adapted CIELAB				
LAB*LAB	27.52	40.74	20.92	
LAB*LABa	27.52	40.74	20.92	
LAB*TCHa	25.01	45.8	27.18	
relative CIELAB lab*				
lab*lab	0.288	0.445	0.228	
lab*tch	0.25	0.5	0.075	
lab*nch	0.5	0.5	0.075	
relative Natural Colour (NC)				
lab*lrj	0.288	0.5	0.0	
lab*tce	0.25	0.5	0.0	
lab*ncE	0.5	0.5	r00j	

relative Inform. Technology (IT)				
olvi3*	1.0	0.25	0.386	(1.0)
cmyn3*	0.0	0.75	0.614	(0.0)
olvi4*	1.0	0.25	0.386	1.0
cmyn4*	0.0	0.75	0.614	0.0
standard and adapted CIELAB				
LAB*LAB	65.11	61.12	31.37	
LAB*LABa	65.11	61.12	31.37	
LAB*TCHa	62.5	68.7	27.17	
relative CIELAB lab*				
lab*lab	0.682	0.667	0.342	
lab*tch	0.625	0.75	0.075	
lab*nch	0.0	0.75	0.075	
relative Natural Colour (NC)				
lab*lrj	0.682	0.75	0.0	
lab*tce	0.625	0.75	1.0	
lab*ncE	0.0	0.75	b99r	

relative Inform. Technology (IT)				
olvi3*	0.75	0.0	0.136	(1.0)
cmyn3*	0.25	1.0	0.864	(0.0)
olvi4*	1.0	0.25	0.386	0.75
cmyn4*	0.0	0.75	0.614	0.25
standard and adapted CIELAB				
LAB*LAB	41.27	61.12	31.38	
LAB*LABa	41.27	61.12	31.38	
LAB*TCHa	37.51	68.7	27.18	
relative CIELAB lab*				
lab*lab	0.432	0.667	0.342	
lab*tch	0.375	0.75	0.075	
lab*nch	0.25	0.75	0.075	
relative Natural Colour (NC)				
lab*lrj	0.432	0.75	0.0	
lab*tce	0.375	0.75	0.0	
lab*ncE	0.25	0.75	r00j	

relative Inform. Technology (IT)				
olvi3*	1.0	0.0	0.181	(1.0)
cmyn3*	0.0	1.0	0.819	(0.0)
olvi4*	1.0	0.0	0.182	1.0
cmyn4*	0.0	1.0	0.818	0.0
standard and adapted CIELAB				
LAB*LAB	55.02	81.49	41.83	
LAB*LABa	55.02	81.49	41.83	
LAB*TCHa	50.0	91.6	27.17	
relative CIELAB lab*				
lab*lab	0.577	0.889	0.457	
lab*tch	0.5	1.0	0.075	
lab*nch	0.0	1.0	0.075	
relative Natural Colour (NC)				
lab*lrj	0.577	1.0	0.0	
lab*tce	0.5	1.0	0.0	
lab*ncE	0.0	1.0	r00j	

PG500−7, 5 stufige Reihen für konstanten CIELAB Buntton 26/360 = 0.074 (links)

5 stufige Reihen für konstanten CIELAB Buntton 27/360 = 0.075 (rechts)

BAM-Prüfvorlage PG50; Farbmetrik-Systeme ORS18 & TLS00 input: *olv* setrgbcolor*
D50: 2 Koordinatendaten; 5stufige Farbreihen für 10 Bunttöne output: *no change compared

Siehe ähnliche Dateien: http://www.ps.bam.de/PG50/
Technische Information: http://www.ps.bam.de Version 2.1, io=1,1

BAM-Registrierung: 20060101-PG50/10S/S50G07NP.PS/.PDF BAM-Material: Code=rha4ta
Anwendung für Beurteilung und Messung von Drucker– oder Monitorsystemen
/PG50/ Form: 8/10, Serie: 1/1, Seite: 8 Sattelstreifung 8

Eingabe: Farbmetrisches Offset-Reflektiv-System ORS18

für Buntton $h^* = lab^*h = 88/360 = 0.245$
lab^*tch und lab^*nch

D50: Buntton J
LCH*Ma: 86 86 88
olv*Ma: 1.0 0.9 0.0

Dreiecks-Helligkeit t^*

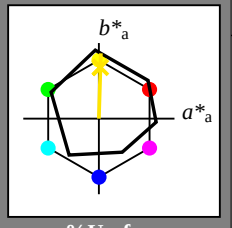

%Umfang

u^*_{rel} = 94

ORS18; adaptierte CIELAB-Daten

	$L^*=L^*_a$	a^*_a	b^*_a	$C^*_{ab,a}$	$h^*_{ab,a}$
O_{Ma}	47.94	65.05	50.54	82.38	38
Y_{Ma}	91.0	−4.72	90.58	90.7	93
L_{Ma}	50.9	−63.18	34.98	72.22	151
C_{Ma}	56.99	−39.34	−48.1	62.16	231
V_{Ma}	25.72	30.89	−44.4	54.09	305
M_{Ma}	49.99	75.76	−4.64	75.9	356
N_{Ma}	18.09	0.0	0.0	0.0	0
W_{Ma}	95.46	0.0	0.0	0.0	0
R_{CIE}	41.88	61.66	30.69	68.88	26
J_{CIE}	81.97	2.02	67.79	67.82	88
G_{CIE}	51.62	−41.32	9.74	42.46	167
B_{CIE}	29.2	−5.79	−49.61	49.96	263

%Regularität

$g^*_{H,rel}$ = 65

$g^*_{C,rel}$ = 60

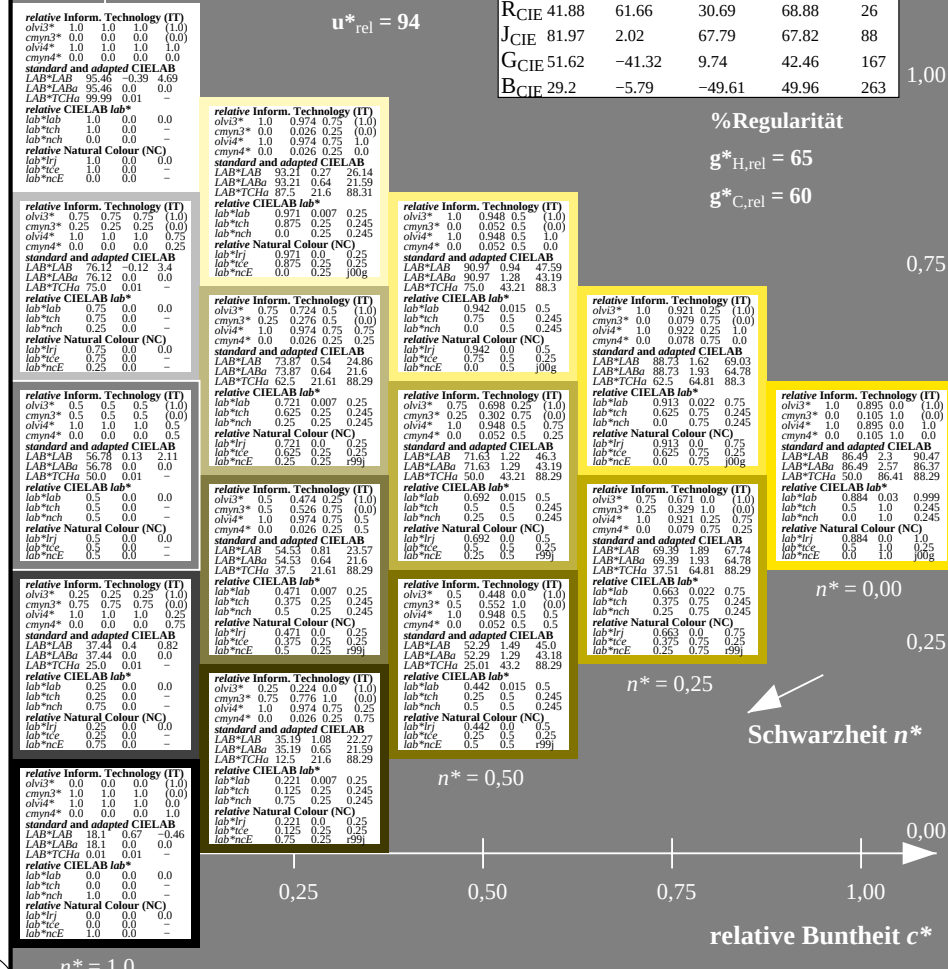

PG500−7, 5 stufige Reihen für konstanten CIELAB Buntton 88/360 = 0.245 (links)

Ausgabe: Farbmetrisches Fernseh-Licht-System TLS00

für Buntton $h^* = lab^*h = 89/360 = 0.246$
lab^*tch und lab^*nch

D50: Buntton J
LCH*Ma: 87 79 89
olv*Ma: 1.0 0.83 0.0

Dreiecks-Helligkeit t^*

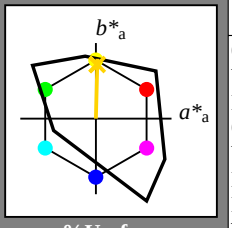

%Umfang

u^*_{rel} = 156

TLS00; adaptierte CIELAB-Daten

	$L^*=L^*_a$	a^*_a	b^*_a	$C^*_{ab,a}$	$h^*_{ab,a}$
O_{Ma}	54.19	79.36	63.0	101.33	38
Y_{Ma}	93.44	−14.18	82.59	83.8	100
L_{Ma}	82.82	−83.73	70.41	109.41	140
C_{Ma}	85.22	−55.9	−15.78	58.1	196
V_{Ma}	25.61	67.05	−108.87	127.87	302
M_{Ma}	58.76	91.18	−53.69	105.82	330
N_{Ma}	0.01	0.0	0.0	0.0	0
W_{Ma}	95.41	0.0	0.0	0.0	0
R_{CIE}	41.88	62.0	31.82	69.69	27
J_{CIE}	81.97	1.81	71.59	71.61	89
G_{CIE}	51.62	−41.11	11.52	42.7	164
B_{CIE}	29.2	−5.27	−49.33	49.62	264

%Regularität

$g^*_{H,rel}$ = 26

$g^*_{C,rel}$ = 45

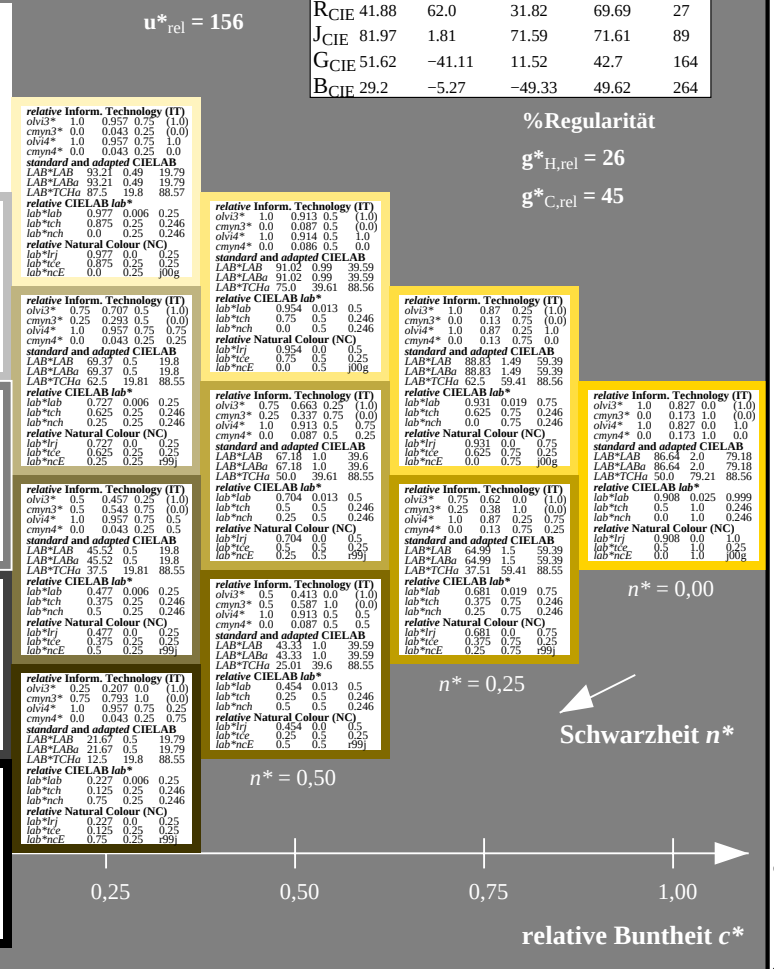

5 stufige Reihen für konstanten CIELAB Buntton 89/360 = 0.246 (rechts)

Siehe ähnliche Dateien: http://www.ps.bam.de/PG50/
Technische Information: http://www.ps.bam.de Version 2.1, io=1,1

BAM-Registrierung: 20060101-PG50/10S/S50G08NP.PS/.PDF BAM-Material: Code=rha4ta
Anwendung für Beurteilung und Messung von Drucker– oder Monitorsystemen

/PG50/ Form: 9/10, Serie: 1/1, Seite: 9 Sattelstreifung 9

Eingabe: Farbmetrisches Offset-Reflektiv-System ORS18

für Buntton *h* = lab*h = 167/360 = 0.463*
lab*tch* und *lab*nch

D50: Buntton G
LCH*Ma: 52 59 167
olv*Ma: 0.0 1.0 0.26

Dreiecks-Helligkeit *t**

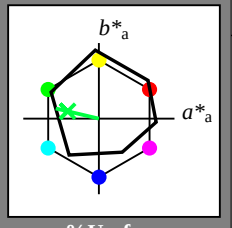

%Umfang

u^*_{rel} = 94

ORS18; adaptierte CIELAB-Daten

	$L^*=L^*_a$	a^*_a	b^*_a	$C^*_{ab,a}$	$h^*_{ab,a}$
O_{Ma}	47.94	65.05	50.54	82.38	38
Y_{Ma}	91.0	−4.72	90.58	90.7	93
L_{Ma}	50.9	−63.18	34.98	72.22	151
C_{Ma}	56.99	−39.34	−48.1	62.16	231
V_{Ma}	25.72	30.89	−44.4	54.09	305
M_{Ma}	49.99	75.76	−4.64	75.9	356
N_{Ma}	18.09	0.0	0.0	0.0	0
W_{Ma}	95.46	0.0	0.0	0.0	0
R_{CIE}	41.88	61.66	30.69	68.88	26
J_{CIE}	81.97	2.02	67.79	67.82	88
G_{CIE}	51.62	−41.32	9.74	42.46	167
B_{CIE}	29.2	−5.79	−49.61	49.96	263

%Regularität

$g^*_{H,rel}$ = 65

$g^*_{C,rel}$ = 60

1,00

0,75

0,25

0,00

Schwarzheit *n**

n = 0,00* *n* = 0,25* *n* = 0,50* *n* = 1,0*

0,25 0,50 0,75 1,00

relative Buntheit *c**

relative Inform. Technology (IT)
*olvi3** 1.0 1.0 1.0 (1.0)
*cmyn3** 0.0 0.0 0.0 (0.0)
*olvi4** 1.0 1.0 1.0 1.0
*cmyn4** 0.0 0.0 0.0 0.0
standard and *adapted* CIELAB
*LAB*LAB* 95.46 −0.39 4.69
*LAB*LABa* 95.46 0.0 0.0
*LAB*TCHa* 99.99 0.01 –
relative CIELAB *lab**
*lab*lab* 1.0 0.0 0.0
*lab*tch* 1.0 0.0 –
*lab*nch* 0.0 0.0 –
relative Natural Colour (NC)
*lab*lrj* 1.0 0.0 0.0
*lab*tce* 1.0 0.0 –
*lab*ncE* 0.0 0.0 –

relative Inform. Technology (IT)
*olvi3** 0.75 0.75 0.75 (1.0)
*cmyn3** 0.25 0.25 0.25 (0.0)
*olvi4** 1.0 1.0 1.0 0.75
*cmyn4** 0.0 0.0 0.0 0.25
standard and *adapted* CIELAB
*LAB*LAB* 76.12 −0.12 3.4
*LAB*LABa* 76.12 0.0 0.0
*LAB*TCHa* 75.0 0.01 –
relative CIELAB *lab**
*lab*lab* 0.75 0.0 0.0
*lab*tch* 0.75 0.0 –
*lab*nch* 0.25 0.0 –
relative Natural Colour (NC)
*lab*lrj* 0.75 0.0 0.0
*lab*tce* 0.75 0.0 –
*lab*ncE* 0.25 0.0 –

relative Inform. Technology (IT)
*olvi3** 0.5 0.5 0.5 (1.0)
*cmyn3** 0.5 0.5 0.5 (0.0)
*olvi4** 1.0 1.0 1.0 0.5
*cmyn4** 0.0 0.0 0.0 0.5
standard and *adapted* CIELAB
*LAB*LAB* 56.78 0.13 2.11
*LAB*LABa* 56.78 0.0 0.0
*LAB*TCHa* 50.0 0.01 –
relative CIELAB *lab**
*lab*lab* 0.5 0.0 0.0
*lab*tch* 0.5 0.0 –
*lab*nch* 0.5 0.0 –
relative Natural Colour (NC)
*lab*lrj* 0.5 0.0 0.0
*lab*tce* 0.5 0.0 –
*lab*ncE* 0.5 0.0 –

relative Inform. Technology (IT)
*olvi3** 0.25 0.25 0.25 (1.0)
*cmyn3** 0.75 0.75 0.75 (0.0)
*olvi4** 1.0 1.0 1.0 0.25
*cmyn4** 0.0 0.0 0.0 0.75
standard and *adapted* CIELAB
*LAB*LAB* 37.44 0.4 0.82
*LAB*LABa* 37.44 0.0 0.0
*LAB*TCHa* 25.0 0.01 –
relative CIELAB *lab**
*lab*lab* 0.25 0.0 0.0
*lab*tch* 0.25 0.0 –
*lab*nch* 0.75 0.0 –
relative Natural Colour (NC)
*lab*lrj* 0.25 0.0 0.0
*lab*tce* 0.25 0.0 –
*lab*ncE* 0.75 0.0 –

relative Inform. Technology (IT)
*olvi3** 0.0 0.0 0.0 (1.0)
*cmyn3** 1.0 1.0 1.0 (0.0)
*olvi4** 1.0 1.0 1.0 0.0
*cmyn4** 0.0 0.0 0.0 1.0
standard and *adapted* CIELAB
*LAB*LAB* 18.1 0.67 −0.46
*LAB*LABa* 18.1 0.0 0.0
*LAB*TCHa* 0.01 0.01 –
relative CIELAB *lab**
*lab*lab* 0.0 0.0 0.0
*lab*tch* 0.0 0.0 –
*lab*nch* 1.0 0.0 –
relative Natural Colour (NC)
*lab*lrj* 0.0 0.0 0.0
*lab*tce* 0.0 0.0 –
*lab*ncE* 1.0 0.0 –

relative Inform. Technology (IT)
*olvi3** 0.75 1.0 0.815 (1.0)
*cmyn3** 0.25 0.0 0.185 (0.0)
*olvi4** 0.75 1.0 0.815 1.0
*cmyn4** 0.25 0.0 0.185 0.0
standard and *adapted* CIELAB
*LAB*LAB* 84.71 −14.49 7.34
*LAB*LABa* 84.71 −14.24 3.36
*LAB*TCHa* 87.5 14.64 166.74
relative CIELAB *lab**
*lab*lab* 0.861 −0.242 0.057
*lab*tch* 0.875 0.25 0.463
*lab*nch* 0.0 0.25 0.463
relative Natural Colour (NC)
*lab*lrj* 0.861 −0.249 0.0
*lab*tce* 0.875 0.25 0.5
*lab*ncE* 0.0 0.25 g00b

relative Inform. Technology (IT)
*olvi3** 0.5 0.75 0.565 (1.0)
*cmyn3** 0.5 0.25 0.435 (0.0)
*olvi4** 0.75 1.0 0.815 0.75
*cmyn4** 0.25 0.0 0.185 0.25
standard and *adapted* CIELAB
*LAB*LAB* 65.37 −14.23 6.05
*LAB*LABa* 65.37 −14.24 3.36
*LAB*TCHa* 62.5 14.64 166.73
relative CIELAB *lab**
*lab*lab* 0.611 −0.242 0.057
*lab*tch* 0.625 0.25 0.463
*lab*nch* 0.25 0.25 0.463
relative Natural Colour (NC)
*lab*lrj* 0.611 −0.249 0.0
*lab*tce* 0.625 0.25 0.5
*lab*ncE* 0.25 0.25 j99g

relative Inform. Technology (IT)
*olvi3** 0.25 0.5 0.315 (1.0)
*cmyn3** 0.75 0.5 0.685 (0.0)
*olvi4** 0.75 1.0 0.815 0.5
*cmyn4** 0.25 0.0 0.185 0.5
standard and *adapted* CIELAB
*LAB*LAB* 46.03 −13.96 4.76
*LAB*LABa* 46.03 −14.24 3.36
*LAB*TCHa* 37.5 14.64 166.73
relative CIELAB *lab**
*lab*lab* 0.361 −0.242 0.057
*lab*tch* 0.375 0.25 0.463
*lab*nch* 0.5 0.25 0.463
relative Natural Colour (NC)
*lab*lrj* 0.361 −0.249 0.0
*lab*tce* 0.375 0.25 0.5
*lab*ncE* 0.5 0.25 j99g

relative Inform. Technology (IT)
*olvi3** 0.0 0.25 0.065 (1.0)
*cmyn3** 1.0 0.75 0.935 (0.0)
*olvi4** 0.75 1.0 0.815 0.25
*cmyn4** 0.25 0.0 0.185 0.75
standard and *adapted* CIELAB
*LAB*LAB* 26.69 −13.69 3.48
*LAB*LABa* 26.69 −14.24 3.37
*LAB*TCHa* 12.5 14.64 166.71
relative CIELAB *lab**
*lab*lab* 0.111 −0.242 0.057
*lab*tch* 0.125 0.25 0.463
*lab*nch* 0.75 0.25 0.463
relative Natural Colour (NC)
*lab*lrj* 0.111 −0.249 0.0
*lab*tce* 0.125 0.25 0.5
*lab*ncE* 0.75 0.25 j99g

relative Inform. Technology (IT)
*olvi3** 0.5 1.0 0.63 (1.0)
*cmyn3** 0.5 0.0 0.37 (0.0)
*olvi4** 0.5 1.0 0.63 1.0
*cmyn4** 0.5 0.0 0.37 0.5
standard and *adapted* CIELAB
*LAB*LAB* 73.97 −28.59 9.98
*LAB*LABa* 73.97 −28.49 6.72
*LAB*TCHa* 75.0 29.28 166.74
relative CIELAB *lab**
*lab*lab* 0.722 −0.486 0.115
*lab*tch* 0.75 0.5 0.463
*lab*nch* 0.0 0.5 0.463
relative Natural Colour (NC)
*lab*lrj* 0.722 −0.499 0.0
*lab*tce* 0.75 0.5 0.5
*lab*ncE* 0.0 0.5 g00b

relative Inform. Technology (IT)
*olvi3** 0.25 0.75 0.38 (1.0)
*cmyn3** 0.75 0.25 0.62 (0.0)
*olvi4** 0.5 1.0 0.63 0.75
*cmyn4** 0.5 0.0 0.37 0.25
standard and *adapted* CIELAB
*LAB*LAB* 54.63 −28.33 8.7
*LAB*LABa* 54.63 −28.49 6.72
*LAB*TCHa* 50.0 29.29 166.73
relative CIELAB *lab**
*lab*lab* 0.472 −0.486 0.115
*lab*tch* 0.5 0.5 0.463
*lab*nch* 0.25 0.5 0.463
relative Natural Colour (NC)
*lab*lrj* 0.472 −0.499 0.0
*lab*tce* 0.5 0.5 0.5
*lab*ncE* 0.25 0.5 j100g

relative Inform. Technology (IT)
*olvi3** 0.0 0.5 0.13 (1.0)
*cmyn3** 1.0 0.5 0.87 (0.0)
*olvi4** 0.5 1.0 0.63 0.5
*cmyn4** 0.5 0.0 0.37 0.5
standard and *adapted* CIELAB
*LAB*LAB* 35.29 −28.06 7.41
*LAB*LABa* 35.29 −28.49 6.73
*LAB*TCHa* 25.01 29.28 166.72
relative CIELAB *lab**
*lab*lab* 0.222 −0.486 0.115
*lab*tch* 0.25 0.5 0.463
*lab*nch* 0.5 0.5 0.463
relative Natural Colour (NC)
*lab*lrj* 0.222 −0.499 0.0
*lab*tce* 0.25 0.5 0.5
*lab*ncE* 0.5 0.5 j99g

relative Inform. Technology (IT)
*olvi3** 0.25 1.0 0.443 (1.0)
*cmyn3** 0.75 0.0 0.556 (0.0)
*olvi4** 0.25 1.0 0.445 1.0
*cmyn4** 0.75 0.0 0.555 0.0
standard and *adapted* CIELAB
*LAB*LAB* 63.22 −42.69 12.63
*LAB*LABa* 63.22 −42.74 10.08
*LAB*TCHa* 62.5 43.92 166.74
relative CIELAB *lab**
*lab*lab* 0.583 −0.729 0.172
*lab*tch* 0.625 0.75 0.463
*lab*nch* 0.0 0.75 0.463
relative Natural Colour (NC)
*lab*lrj* 0.583 −0.749 0.0
*lab*tce* 0.625 0.75 0.5
*lab*ncE* 0.0 0.75 g00b

relative Inform. Technology (IT)
*olvi3** 0.0 0.75 0.194 (1.0)
*cmyn3** 1.0 0.25 0.806 (0.0)
*olvi4** 0.25 1.0 0.444 0.75
*cmyn4** 0.75 0.0 0.556 0.25
standard and *adapted* CIELAB
*LAB*LAB* 43.89 −42.43 11.35
*LAB*LABa* 43.89 −42.74 10.09
*LAB*TCHa* 37.51 43.93 166.73
relative CIELAB *lab**
*lab*lab* 0.333 −0.729 0.172
*lab*tch* 0.375 0.75 0.463
*lab*nch* 0.25 0.75 0.463
relative Natural Colour (NC)
*lab*lrj* 0.333 −0.749 0.0
*lab*tce* 0.375 0.75 0.5
*lab*ncE* 0.25 0.75 j99g

relative Inform. Technology (IT)
*olvi3** 0.0 1.0 0.259 (1.0)
*cmyn3** 1.0 0.0 0.741 (0.0)
*olvi4** 0.0 1.0 0.259 1.0
*cmyn4** 1.0 0.0 0.741 0.0
standard and *adapted* CIELAB
*LAB*LAB* 52.48 −56.79 15.28
*LAB*LABa* 52.48 −56.99 13.44
*LAB*TCHa* 50.0 58.56 166.73
relative CIELAB *lab**
*lab*lab* 0.444 −0.972 0.229
*lab*tch* 0.5 1.0 0.463
*lab*nch* 0.0 1.0 0.463
relative Natural Colour (NC)
*lab*lrj* 0.444 −0.999 0.0
*lab*tce* 0.5 1.0 0.5
*lab*ncE* 0.0 1.0 j99g

Ausgabe: Farbmetrisches Fernseh-Licht-System TLS00

für Buntton *h* = lab*h = 164/360 = 0.457*
lab*tch* und *lab*nch

D50: Buntton G
LCH*Ma: 84 70 164
olv*Ma: 0.0 1.0 0.6

Dreiecks-Helligkeit *t**

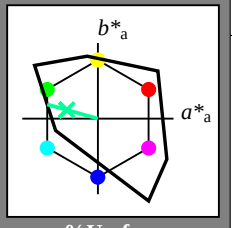

%Umfang

u^*_{rel} = 156

TLS00; adaptierte CIELAB-Daten

	$L^*=L^*_a$	a^*_a	b^*_a	$C^*_{ab,a}$	$h^*_{ab,a}$
O_{Ma}	54.19	79.36	63.0	101.33	38
Y_{Ma}	93.44	−14.18	82.59	83.8	100
L_{Ma}	82.82	−83.73	70.41	109.41	140
C_{Ma}	85.22	−55.9	−15.78	58.1	196
V_{Ma}	25.61	67.05	−108.87	127.87	302
M_{Ma}	58.76	91.18	−53.69	105.82	330
N_{Ma}	0.01	0.0	0.0	0.0	0
W_{Ma}	95.41	0.0	0.0	0.0	0
R_{CIE}	41.88	62.0	31.82	69.69	27
J_{CIE}	81.97	1.81	71.59	71.61	89
G_{CIE}	51.62	−41.11	11.52	42.7	164
B_{CIE}	29.2	−5.27	−49.33	49.62	264

%Regularität

$g^*_{H,rel}$ = 26

$g^*_{C,rel}$ = 45

1,00

0,75

0,25

0,00

Schwarzheit *n**

n = 0,00* *n* = 0,25* *n* = 0,50* *n* = 1,0*

0,25 0,50 0,75 1,00

relative Buntheit *c**

relative Inform. Technology (IT)
*olvi3** 1.0 1.0 1.0 (1.0)
*cmyn3** 0.0 0.0 0.0 (0.0)
*olvi4** 1.0 1.0 1.0 1.0
*cmyn4** 0.0 0.0 0.0 0.0
standard and *adapted* CIELAB
*LAB*LAB* 95.41 0.0 0.0
*LAB*LABa* 95.41 0.0 0.0
*LAB*TCHa* 99.99 0.01 –
relative CIELAB *lab**
*lab*lab* 1.0 0.0 0.0
*lab*tch* 1.0 0.0 –
*lab*nch* 0.0 0.0 –
relative Natural Colour (NC)
*lab*lrj* 1.0 0.0 0.0
*lab*tce* 1.0 0.0 –
*lab*ncE* 0.0 0.0 –

relative Inform. Technology (IT)
*olvi3** 0.75 0.75 0.75 (1.0)
*cmyn3** 0.25 0.25 0.25 (0.0)
*olvi4** 1.0 1.0 1.0 0.75
*cmyn4** 0.0 0.0 0.0 0.25
standard and *adapted* CIELAB
*LAB*LAB* 71.57 0.0 0.0
*LAB*LABa* 71.57 0.0 0.0
*LAB*TCHa* 75.0 0.01 –
relative CIELAB *lab**
*lab*lab* 0.75 0.0 0.0
*lab*tch* 0.75 0.0 –
*lab*nch* 0.25 0.0 –
relative Natural Colour (NC)
*lab*lrj* 0.75 0.0 0.0
*lab*tce* 0.75 0.0 –
*lab*ncE* 0.25 0.0 –

relative Inform. Technology (IT)
*olvi3** 0.5 0.5 0.5 (1.0)
*cmyn3** 0.5 0.5 0.5 (0.0)
*olvi4** 1.0 1.0 1.0 0.5
*cmyn4** 0.0 0.0 0.0 0.5
standard and *adapted* CIELAB
*LAB*LAB* 47.72 0.0 0.0
*LAB*LABa* 47.72 0.0 0.0
*LAB*TCHa* 50.0 0.01 –
relative CIELAB *lab**
*lab*lab* 0.5 0.0 0.0
*lab*tch* 0.5 0.0 –
*lab*nch* 0.5 0.0 –
relative Natural Colour (NC)
*lab*lrj* 0.5 0.0 0.0
*lab*tce* 0.5 0.0 –
*lab*ncE* 0.5 0.0 –

relative Inform. Technology (IT)
*olvi3** 0.25 0.25 0.25 (1.0)
*cmyn3** 0.75 0.75 0.75 (0.0)
*olvi4** 1.0 1.0 1.0 0.25
*cmyn4** 0.0 0.0 0.0 0.75
standard and *adapted* CIELAB
*LAB*LAB* 23.87 0.0 0.0
*LAB*LABa* 23.87 0.0 0.0
*LAB*TCHa* 25.0 0.01 –
relative CIELAB *lab**
*lab*lab* 0.25 0.0 0.0
*lab*tch* 0.25 0.0 –
*lab*nch* 0.75 0.0 –
relative Natural Colour (NC)
*lab*lrj* 0.25 0.0 0.0
*lab*tce* 0.25 0.0 –
*lab*ncE* 0.75 0.0 –

relative Inform. Technology (IT)
*olvi3** 0.0 0.0 0.0 (1.0)
*cmyn3** 1.0 1.0 1.0 (0.0)
*olvi4** 1.0 1.0 1.0 1.0
*cmyn4** 0.0 0.0 0.0 1.0
standard and *adapted* CIELAB
*LAB*LAB* 0.03 0.0 0.0
*LAB*LABa* 0.03 0.0 0.0
*LAB*TCHa* 0.01 0.01 –
relative CIELAB *lab**
*lab*lab* 0.0 0.0 0.0
*lab*tch* 0.0 0.0 –
*lab*nch* 1.0 0.0 –
relative Natural Colour (NC)
*lab*lrj* 0.0 0.0 0.0
*lab*tce* 0.0 0.0 –
*lab*ncE* 1.0 0.0 –

relative Inform. Technology (IT)
*olvi3** 0.5 1.0 0.799 (1.0)
*cmyn3** 0.5 0.0 0.201 (0.0)
*olvi4** 0.5 1.0 0.8 1.0
*cmyn4** 0.5 0.0 0.2 0.0
standard and *adapted* CIELAB
*LAB*LAB* 92.61 −16.75 4.69
*LAB*LABa* 92.61 −16.75 4.69
*LAB*TCHa* 87.5 17.4 164.36
relative CIELAB *lab**
*lab*lab* 0.971 −0.24 0.067
*lab*tch* 0.875 0.25 0.457
*lab*nch* 0.0 0.25 0.457
relative Natural Colour (NC)
*lab*lrj* 0.971 −0.249 0.0
*lab*tce* 0.875 0.25 0.5
*lab*ncE* 0.0 0.25 g00b

relative Inform. Technology (IT)
*olvi3** 0.5 0.75 0.65 (1.0)
*cmyn3** 0.5 0.25 0.35 (0.0)
*olvi4** 0.75 1.0 0.9 0.75
*cmyn4** 0.25 0.0 0.1 0.25
standard and *adapted* CIELAB
*LAB*LAB* 68.77 −16.76 4.7
*LAB*LABa* 68.77 −16.76 4.7
*LAB*TCHa* 62.5 17.41 164.35
relative CIELAB *lab**
*lab*lab* 0.721 −0.24 0.067
*lab*tch* 0.625 0.25 0.457
*lab*nch* 0.25 0.25 0.457
relative Natural Colour (NC)
*lab*lrj* 0.721 −0.249 0.0
*lab*tce* 0.625 0.25 0.5
*lab*ncE* 0.25 0.25 j99g

relative Inform. Technology (IT)
*olvi3** 0.25 0.5 0.4 (1.0)
*cmyn3** 0.75 0.5 0.6 (0.0)
*olvi4** 0.75 1.0 0.9 0.5
*cmyn4** 0.25 0.0 0.1 0.5
standard and *adapted* CIELAB
*LAB*LAB* 44.92 −16.76 4.7
*LAB*LABa* 44.92 −16.76 4.7
*LAB*TCHa* 37.5 17.41 164.35
relative CIELAB *lab**
*lab*lab* 0.471 −0.24 0.067
*lab*tch* 0.375 0.25 0.457
*lab*nch* 0.5 0.25 0.457
relative Natural Colour (NC)
*lab*lrj* 0.471 −0.249 0.0
*lab*tce* 0.375 0.25 0.5
*lab*ncE* 0.5 0.25 j99g

relative Inform. Technology (IT)
*olvi3** 0.0 0.25 0.15 (1.0)
*cmyn3** 1.0 0.75 0.85 (0.0)
*olvi4** 0.75 1.0 0.9 0.25
*cmyn4** 0.25 0.0 0.1 0.75
standard and *adapted* CIELAB
*LAB*LAB* 21.07 −16.75 4.7
*LAB*LABa* 21.07 −16.75 4.7
*LAB*TCHa* 12.5 17.41 164.34
relative CIELAB *lab**
*lab*lab* 0.221 −0.24 0.067
*lab*tch* 0.125 0.25 0.456
*lab*nch* 0.75 0.25 0.456
relative Natural Colour (NC)
*lab*lrj* 0.221 −0.249 0.0
*lab*tce* 0.125 0.25 0.5
*lab*ncE* 0.75 0.25 j99g

relative Inform. Technology (IT)
*olvi3** 0.5 1.0 0.699 (1.0)
*cmyn3** 0.5 0.0 0.301 (0.0)
*olvi4** 0.5 1.0 0.699 1.0
*cmyn4** 0.5 0.0 0.301 0.0
standard and *adapted* CIELAB
*LAB*LAB* 89.83 −33.52 9.39
*LAB*LABa* 89.83 −33.52 9.39
*LAB*TCHa* 75.0 34.82 164.36
relative CIELAB *lab**
*lab*lab* 0.941 −0.48 0.135
*lab*tch* 0.75 0.5 0.457
*lab*nch* 0.0 0.5 0.457
relative Natural Colour (NC)
*lab*lrj* 0.941 −0.499 0.0
*lab*tce* 0.75 0.5 0.5
*lab*ncE* 0.0 0.5 g00b

relative Inform. Technology (IT)
*olvi3** 0.25 0.75 0.549 (1.0)
*cmyn3** 0.75 0.25 0.451 (0.0)
*olvi4** 0.5 1.0 0.799 0.75
*cmyn4** 0.5 0.0 0.201 0.25
standard and *adapted* CIELAB
*LAB*LAB* 65.98 −33.53 9.4
*LAB*LABa* 65.98 −33.53 9.4
*LAB*TCHa* 50.0 34.83 164.35
relative CIELAB *lab**
*lab*lab* 0.692 −0.48 0.135
*lab*tch* 0.5 0.5 0.457
*lab*nch* 0.25 0.5 0.457
relative Natural Colour (NC)
*lab*lrj* 0.692 −0.499 0.0
*lab*tce* 0.5 0.5 0.5
*lab*ncE* 0.25 0.5 j99g

relative Inform. Technology (IT)
*olvi3** 0.0 0.5 0.299 (1.0)
*cmyn3** 1.0 0.5 0.701 (0.0)
*olvi4** 0.5 1.0 0.799 0.5
*cmyn4** 0.5 0.0 0.201 0.5
standard and *adapted* CIELAB
*LAB*LAB* 42.13 −33.52 9.4
*LAB*LABa* 42.13 −33.52 9.4
*LAB*TCHa* 25.01 34.82 164.34
relative CIELAB *lab**
*lab*lab* 0.442 −0.48 0.135
*lab*tch* 0.25 0.5 0.457
*lab*nch* 0.5 0.5 0.457
relative Natural Colour (NC)
*lab*lrj* 0.442 −0.499 0.0
*lab*tce* 0.25 0.5 0.5
*lab*ncE* 0.5 0.5 j99g

relative Inform. Technology (IT)
*olvi3** 0.0 0.75 0.449 (1.0)
*cmyn3** 1.0 0.25 0.551 (0.0)
*olvi4** 0.25 1.0 0.699 0.75
*cmyn4** 0.75 0.0 0.301 0.25
standard and *adapted* CIELAB
*LAB*LAB* 63.2 −50.29 14.1
*LAB*LABa* 63.2 −50.29 14.1
*LAB*TCHa* 37.51 52.24 164.35
relative CIELAB *lab**
*lab*lab* 0.662 −0.721 0.202
*lab*tch* 0.375 0.75 0.457
*lab*nch* 0.25 0.75 0.457
relative Natural Colour (NC)
*lab*lrj* 0.662 −0.749 0.0
*lab*tce* 0.375 0.75 0.5
*lab*ncE* 0.25 0.75 j99g

relative Inform. Technology (IT)
*olvi3** 0.0 1.0 0.599 (1.0)
*cmyn3** 1.0 0.0 0.401 (0.0)
*olvi4** 0.0 1.0 0.599 1.0
*cmyn4** 1.0 0.0 0.401 0.0
standard and *adapted* CIELAB
*LAB*LAB* 84.25 −67.05 18.79
*LAB*LABa* 84.25 −67.05 18.79
*LAB*TCHa* 50.0 69.64 164.35
relative CIELAB *lab**
*lab*lab* 0.883 −0.962 0.27
*lab*tch* 0.5 1.0 0.457
*lab*nch* 0.0 1.0 0.457
relative Natural Colour (NC)
*lab*lrj* 0.883 −0.999 0.0
*lab*tce* 0.5 1.0 0.5
*lab*ncE* 0.0 1.0 g00b

PG500−7, 5 stufige Reihen für konstanten CIELAB Buntton 167/360 = 0.463 (links) 5 stufige Reihen für konstanten CIELAB Buntton 164/360 = 0.457 (rechts)

BAM-Prüfvorlage PG50; Farbmetrik-Systeme ORS18 & TLS00 input: *olv* setrgbcolor*
D50: 2 Koordinatendaten; 5stufige Farbreihen für 10 Bunttöne output: *no change compared to input*

Siehe ähnliche Dateien: http://www.ps.bam.de/PG50/
Technische Information: http://www.ps.bam.de Version 2.1, io=1,1

BAM-Registrierung: 20060101-PG50/10S/S50G09NP.PS/.PDF BAM-Material: Code=rha4ta
Anwendung für Beurteilung und Messung von Drucker– oder Monitorsystemen
/PG50/ Form: 10/10,Serie: 1/1, Seite: 10 Sattelstreifung 10

Eingabe: Farbmetrisches Offset-Reflektiv-System ORS18

für Buntton *h = lab*h = 263/360 = 0.731**
lab*tch* und *lab*nch

D50: Buntton B
LCH*Ma: 42 47 263
olv*Ma: 0.0 0.52 1.0

Dreiecks-Helligkeit *t**

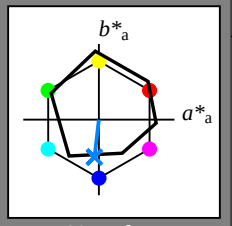

%Umfang
u*rel = 94

ORS18; adaptierte CIELAB-Daten

	L*=L*a	a*a	b*a	C*ab,a	h*ab,a
O_{Ma}	47.94	65.05	50.54	82.38	38
Y_{Ma}	91.0	−4.72	90.58	90.7	93
L_{Ma}	50.9	−63.18	34.98	72.22	151
C_{Ma}	56.99	−39.34	−48.1	62.16	231
V_{Ma}	25.72	30.89	−44.4	54.09	305
M_{Ma}	49.99	75.76	−4.64	75.9	356
N_{Ma}	18.09	0.0	0.0	0.0	0
W_{Ma}	95.46	0.0	0.0	0.0	0
R_{CIE}	41.88	61.66	30.69	68.88	26
J_{CIE}	81.97	2.02	67.79	67.82	88
G_{CIE}	51.62	−41.32	9.74	42.46	167
B_{CIE}	29.2	−5.79	−49.61	49.96	263

%Regularität
g*H,rel = 65
g*C,rel = 60

Ausgabe: Farbmetrisches Fernseh-Licht-System TLS00

für Buntton *h = lab*h = 264/360 = 0.733**
lab*tch* und *lab*nch

D50: Buntton B
LCH*Ma: 61 54 264
olv*Ma: 0.0 0.59 1.0

Dreiecks-Helligkeit *t**

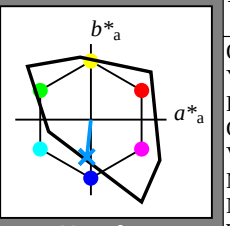

%Umfang
u*rel = 156

TLS00; adaptierte CIELAB-Daten

	L*=L*a	a*a	b*a	C*ab,a	h*ab,a
O_{Ma}	54.19	79.36	63.0	101.33	38
Y_{Ma}	93.44	−14.18	82.59	83.8	100
L_{Ma}	82.82	−83.73	70.41	109.41	140
C_{Ma}	85.22	−55.9	−15.78	58.1	196
V_{Ma}	25.61	67.05	−108.87	127.87	302
M_{Ma}	58.76	91.18	−53.69	105.82	330
N_{Ma}	0.01	0.0	0.0	0.0	0
W_{Ma}	95.41	0.0	0.0	0.0	0
R_{CIE}	41.88	62.0	31.82	69.69	27
J_{CIE}	81.97	1.81	71.59	71.61	89
G_{CIE}	51.62	−41.11	11.52	42.7	164
B_{CIE}	29.2	−5.27	−49.33	49.62	264

%Regularität
g*H,rel = 26
g*C,rel = 45

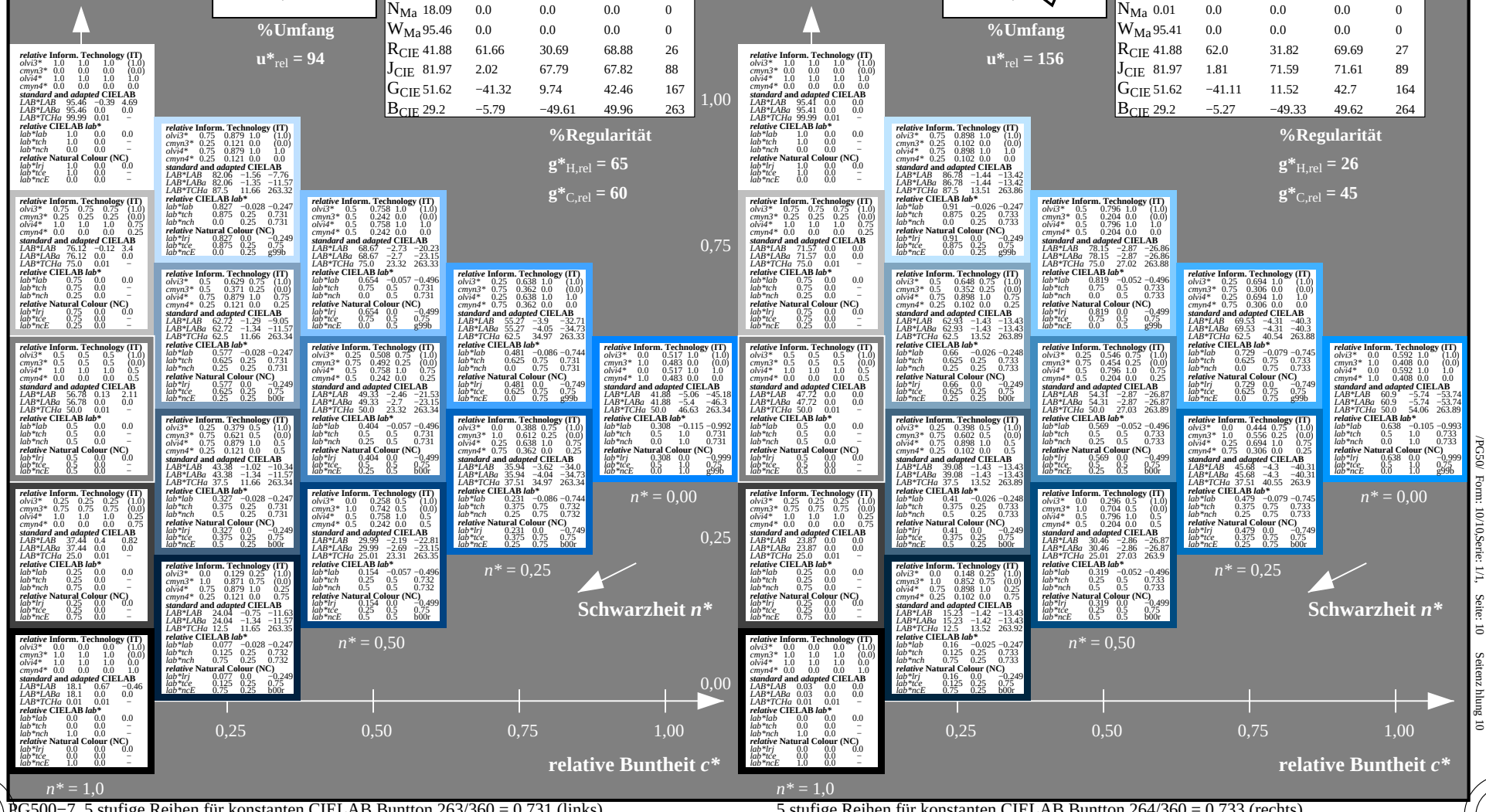

PG500−7, 5 stufige Reihen für konstanten CIELAB Buntton 263/360 = 0.731 (links)

5 stufige Reihen für konstanten CIELAB Buntton 264/360 = 0.733 (rechts)

BAM-Prüfvorlage PG50; Farbmetrik-Systeme ORS18 & TLS00 input: *olv* setrgbcolor*
D50: 2 Koordinatendaten; 5stufige Farbreihen für 10 Bunttöne output: *no change compared to input*