Eingabe: Farbmetrisches Fernseh-Licht-System TLS00
für Buntton $h^* = lab^*h = 40/360 = 0.111$
lab*tch* und *lab*nch

D65: Buntton O
LCH*Ma: 51 100 40
olv*Ma: 1.0 0.0 0.0

Dreiecks-Helligkeit t^*

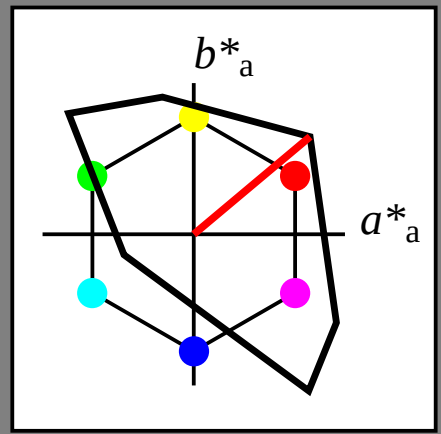

%Umfang
$u^*_{rel} = 158$

TLS00; adaptierte CIELAB-Daten

	$L^*=L^*_a$	a^*_a	b^*_a	$C^*_{ab,a}$	$h^*_{ab,a}$
O_{Ma}	50.5	76.92	64.55	100.42	40
Y_{Ma}	92.66	−20.69	90.75	93.08	103
L_{Ma}	83.63	−82.75	79.9	115.04	136
C_{Ma}	86.88	−46.16	−13.55	48.12	196
V_{Ma}	30.39	76.06	−103.59	128.52	306
M_{Ma}	57.3	94.35	−58.41	110.97	328
N_{Ma}	0.01	0.0	0.0	0.0	0
W_{Ma}	95.41	0.0	0.0	0.0	0
R_{CIE}	39.92	58.74	27.99	65.07	25
J_{CIE}	81.26	−2.88	71.56	71.62	92
G_{CIE}	52.23	−42.41	13.6	44.55	162
B_{CIE}	30.57	1.41	−46.46	46.49	272

%Regularität
$g^*_{H,rel} = 20$
$g^*_{C,rel} = 37$

Ausgabe: Farbmetrisches Fernseh-Licht-System TLS70
für Buntton $h^* = lab^*h = 22/360 = 0.061$
lab*tch* und *lab*nch

D65: Buntton O
LCH*Ma: 76 28 22
olv*Ma: 1.0 0.0 0.0

Dreiecks-Helligkeit t^*

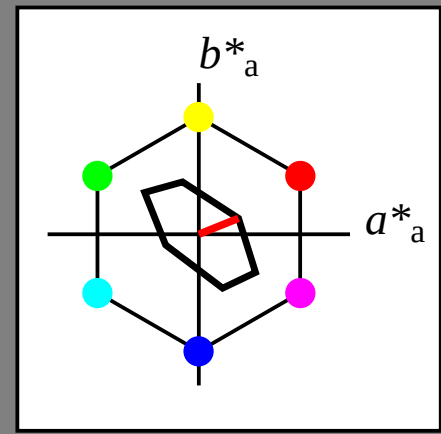

%Umfang
$u^*_{rel} = 16$

TLS70; adaptierte CIELAB-Daten

	$L^*=L^*_a$	a^*_a	b^*_a	$C^*_{ab,a}$	$h^*_{ab,a}$
O_{Ma}	76.43	26.27	10.57	28.32	22
Y_{Ma}	93.93	−10.76	34.63	36.27	107
L_{Ma}	89.32	−35.8	27.64	45.24	142
C_{Ma}	90.93	−21.95	−7.07	23.07	198
V_{Ma}	72.1	15.76	−35.63	38.97	294
M_{Ma}	78.5	37.52	−25.23	45.22	326
N_{Ma}	69.7	0.0	0.0	0.0	0
W_{Ma}	95.41	0.0	0.0	0.0	0
R_{CIE}	39.92	58.74	27.99	65.07	25
J_{CIE}	81.26	−2.88	71.56	71.62	92
G_{CIE}	52.23	−42.41	13.6	44.55	162
B_{CIE}	30.57	1.41	−46.46	46.49	272

%Regularität
$g^*_{H,rel} = 34$
$g^*_{C,rel} = 51$

1,00
0,75
0,25
0,00

$n^* = 0,00$ $n^* = 0,25$ $n^* = 0,50$ $n^* = 1,0$

Schwarzheit n^*

0,25 0,50 0,75 1,00

relative Buntheit c^*

Siehe ähnliche Dateien: http://www.ps.bam.de/NG53/
Technische Information: http://www.ps.bam.de Version 2.1, io=1,1?

BAM-Registrierung: 20060101-NG53/10Q/Q53G00SP.PS/.PDF BAM-Material: Code=rha4ta
Anwendung für Beurteilung und Messung von Drucker- oder Monitorsystemen

/NG53/ Form: 1/10, Serie: 1/1, Seite: 1
Seitenz hlung 1

NG530−7, 5 stufige Reihen für konstanten CIELAB Buntton 40/360 = 0.111 (links)
5 stufige Reihen für konstanten CIELAB Buntton 22/360 = 0.061 (rechts)

Siehe ähnliche Dateien: http://www.ps.bam.de/NG53/
Technische Information: http://www.ps.bam.de Version 2.1, io=1,1?

BAM-Registrierung: 20060101-NG53/10Q/Q53G01SP.PS/.PDF BAM-Material: Code=rha4ta
Anwendung für Beurteilung und Messung von Drucker– oder Monitorsystemen
/NG53/ Form: 2/10, Serie: 1/1, Seite: 2 Sattenz hlung 2

Eingabe: Farbmetrisches Fernseh-Licht-System TLS00

für Buntton *h = lab*h = 103/360 = 0.286***
lab*tch* und *lab*nch

D65: Buntton Y
LCH*Ma: 93 93 103
olv*Ma: 1.0 1.0 0.0

Dreiecks-Helligkeit *t**

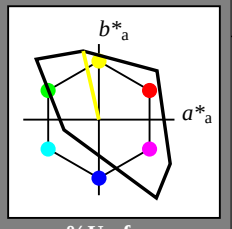

%Umfang

u^*_{rel} = 158

TLS00; adaptierte CIELAB-Daten

	$L^*=L^*_a$	a^*_a	b^*_a	$C^*_{ab,a}$	$h^*_{ab,a}$
O_{Ma}	50.5	76.92	64.55	100.42	40
Y_{Ma}	92.66	−20.69	90.75	93.08	103
L_{Ma}	83.63	−82.75	79.9	115.04	136
C_{Ma}	86.88	−46.16	−13.55	48.12	196
V_{Ma}	30.39	76.06	−103.59	128.52	306
M_{Ma}	57.3	94.35	−58.41	110.97	328
N_{Ma}	0.01	0.0	0.0	0.0	0
W_{Ma}	95.41	0.0	0.0	0.0	0
R_{CIE}	39.92	58.74	27.99	65.07	25
J_{CIE}	81.26	−2.88	71.56	71.62	92
G_{CIE}	52.23	−42.41	13.6	44.55	162
B_{CIE}	30.57	1.41	−46.46	46.49	272

%Regularität

$g^*_{H,rel}$ = 20

$g^*_{C,rel}$ = 37

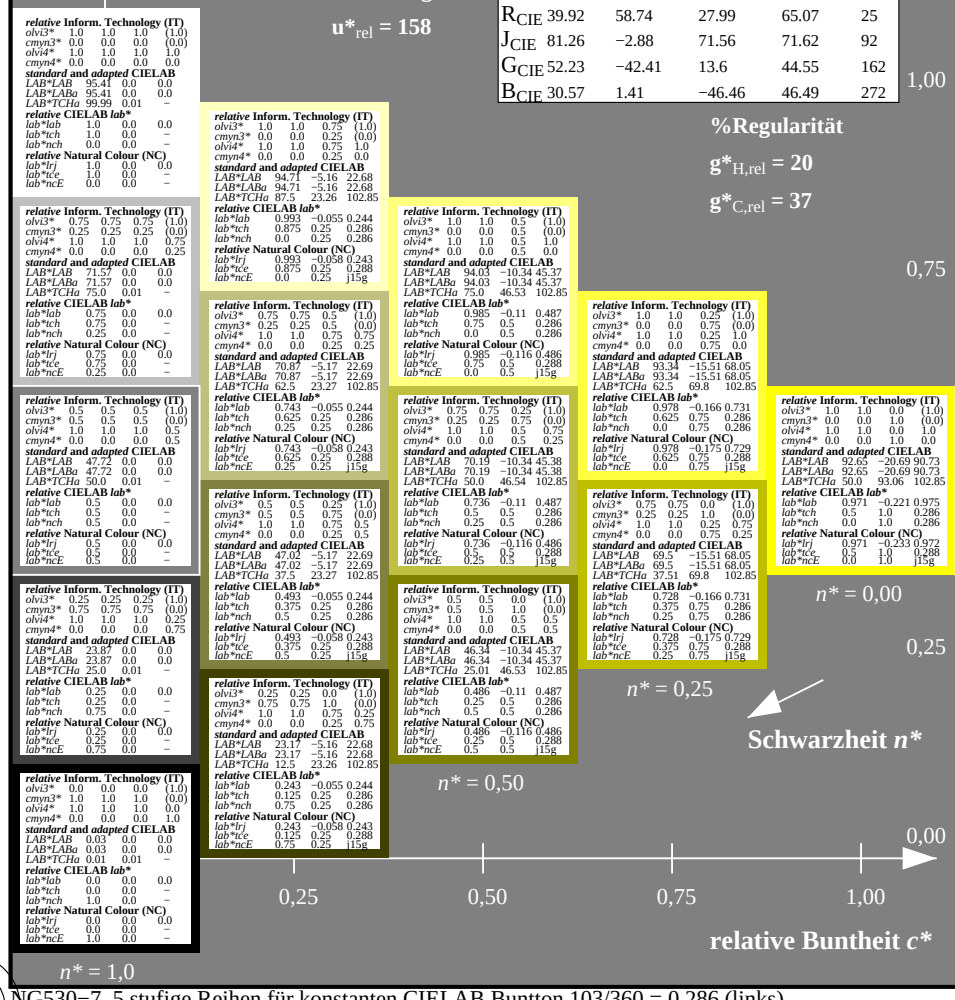

NG530−7, 5 stufige Reihen für konstanten CIELAB Buntton 103/360 = 0.286 (links)

Ausgabe: Farbmetrisches Fernseh-Licht-System TLS70

für Buntton *h = lab*h = 107/360 = 0.298***
lab*tch* und *lab*nch

D65: Buntton Y
LCH*Ma: 94 36 107
olv*Ma: 1.0 1.0 0.0

Dreiecks-Helligkeit *t**

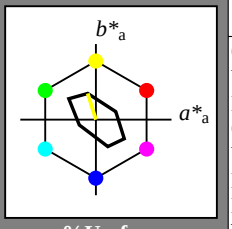

%Umfang

u^*_{rel} = 16

TLS70; adaptierte CIELAB-Daten

	$L^*=L^*_a$	a^*_a	b^*_a	$C^*_{ab,a}$	$h^*_{ab,a}$
O_{Ma}	76.43	26.27	10.57	28.32	22
Y_{Ma}	93.93	−10.76	34.63	36.27	107
L_{Ma}	89.32	−35.8	27.64	45.24	142
C_{Ma}	90.93	−21.95	−7.07	23.07	198
V_{Ma}	72.1	15.76	−35.63	38.97	294
M_{Ma}	78.5	37.52	−25.23	45.22	326
N_{Ma}	69.7	0.0	0.0	0.0	0
W_{Ma}	95.41	0.0	0.0	0.0	0
R_{CIE}	39.92	58.74	27.99	65.07	25
J_{CIE}	81.26	−2.88	71.56	71.62	92
G_{CIE}	52.23	−42.41	13.6	44.55	162
B_{CIE}	30.57	1.41	−46.46	46.49	272

%Regularität

$g^*_{H,rel}$ = 34

$g^*_{C,rel}$ = 51

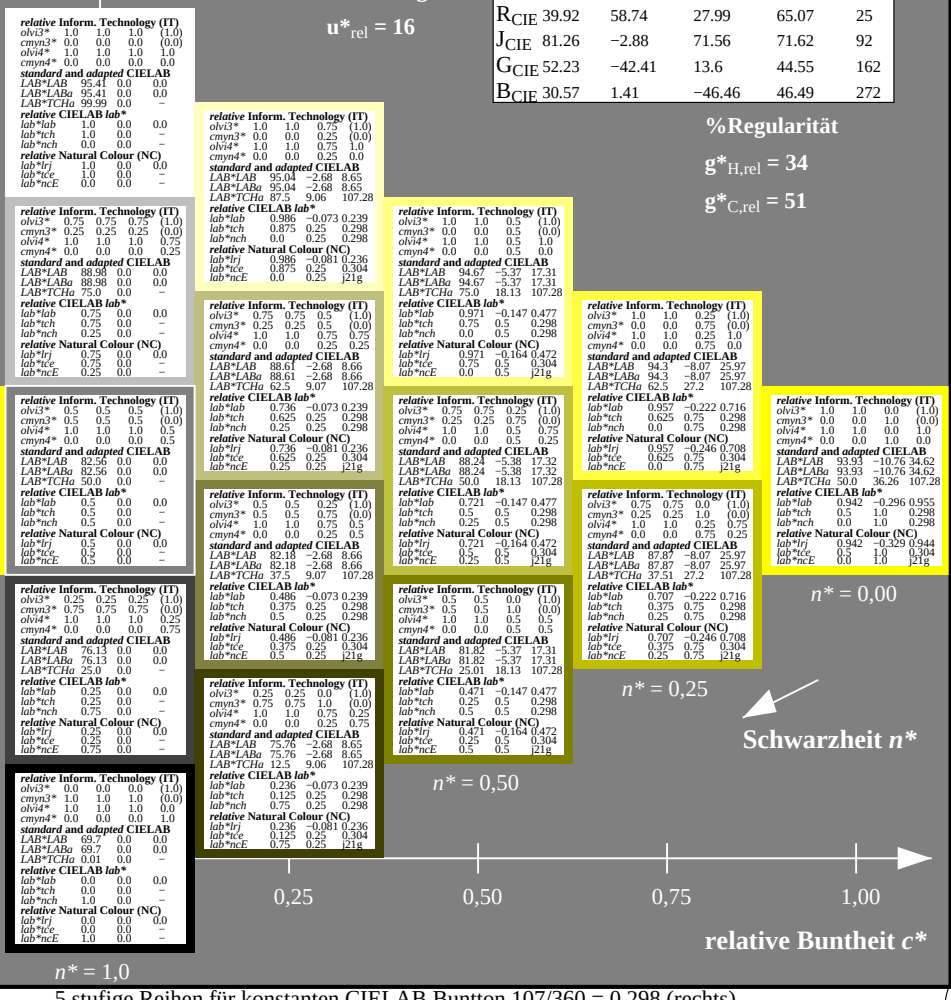

5 stufige Reihen für konstanten CIELAB Buntton 107/360 = 0.298 (rechts)

Siehe ähnliche Dateien: http://www.ps.bam.de/NG53/
Technische Information: http://www.ps.bam.de Version 2.1, io=1,1?

BAM-Registrierung: 20060101-NG53/10Q/Q53G02SP.PS/.PDF BAM-Material: Code=rha4ta
Anwendung für Beurteilung und Messung von Drucker– oder Monitorsystemen
/NG53/ Form: 3/10, Serie: 1/1, Seite: 3 Sattenz hlung 3

Eingabe: Farbmetrisches Fernseh-Licht-System TLS00

für Buntton *h = lab*h = 136/360 = 0.378***
lab*tch* und *lab*nch

D65: Buntton L
LCH*Ma: 84 115 136
olv*Ma: 0.0 1.0 0.0

Dreiecks-Helligkeit *t**

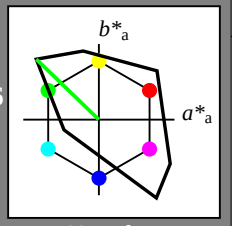

%Umfang
u*rel = 158

TLS00; adaptierte CIELAB-Daten

	L*=L*a	a*a	b*a	C*ab,a	h*ab,a
O_{Ma}	50.5	76.92	64.55	100.42	40
Y_{Ma}	92.66	−20.69	90.75	93.08	103
L_{Ma}	83.63	−82.75	79.9	115.04	136
C_{Ma}	86.88	−46.16	−13.55	48.12	196
V_{Ma}	30.39	76.06	−103.59	128.52	306
M_{Ma}	57.3	94.35	−58.41	110.97	328
N_{Ma}	0.01	0.0	0.0	0.0	0
W_{Ma}	95.41	0.0	0.0	0.0	0
R_{CIE}	39.92	58.74	27.99	65.07	25
J_{CIE}	81.26	−2.88	71.56	71.62	92
G_{CIE}	52.23	−42.41	13.6	44.55	162
B_{CIE}	30.57	1.41	−46.46	46.49	272

%Regularität
g*H,rel = 20
g*C,rel = 37

Ausgabe: Farbmetrisches Fernseh-Licht-System TLS70

für Buntton *h = lab*h = 142/360 = 0.395***
lab*tch* und *lab*nch

D65: Buntton L
LCH*Ma: 89 45 142
olv*Ma: 0.0 1.0 0.0

Dreiecks-Helligkeit *t**

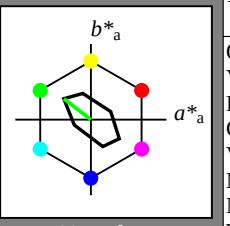

%Umfang
u*rel = 16

TLS70; adaptierte CIELAB-Daten

	L*=L*a	a*a	b*a	C*ab,a	h*ab,a
O_{Ma}	76.43	26.27	10.57	28.32	22
Y_{Ma}	93.93	−10.76	34.63	36.27	107
L_{Ma}	89.32	−35.8	27.64	45.24	142
C_{Ma}	90.93	−21.95	−7.07	23.07	198
V_{Ma}	72.1	15.76	−35.63	38.97	294
M_{Ma}	78.5	37.52	−25.23	45.22	326
N_{Ma}	69.7	0.0	0.0	0.0	0
W_{Ma}	95.41	0.0	0.0	0.0	0
R_{CIE}	39.92	58.74	27.99	65.07	25
J_{CIE}	81.26	−2.88	71.56	71.62	92
G_{CIE}	52.23	−42.41	13.6	44.55	162
B_{CIE}	30.57	1.41	−46.46	46.49	272

%Regularität
g*H,rel = 34
g*C,rel = 51

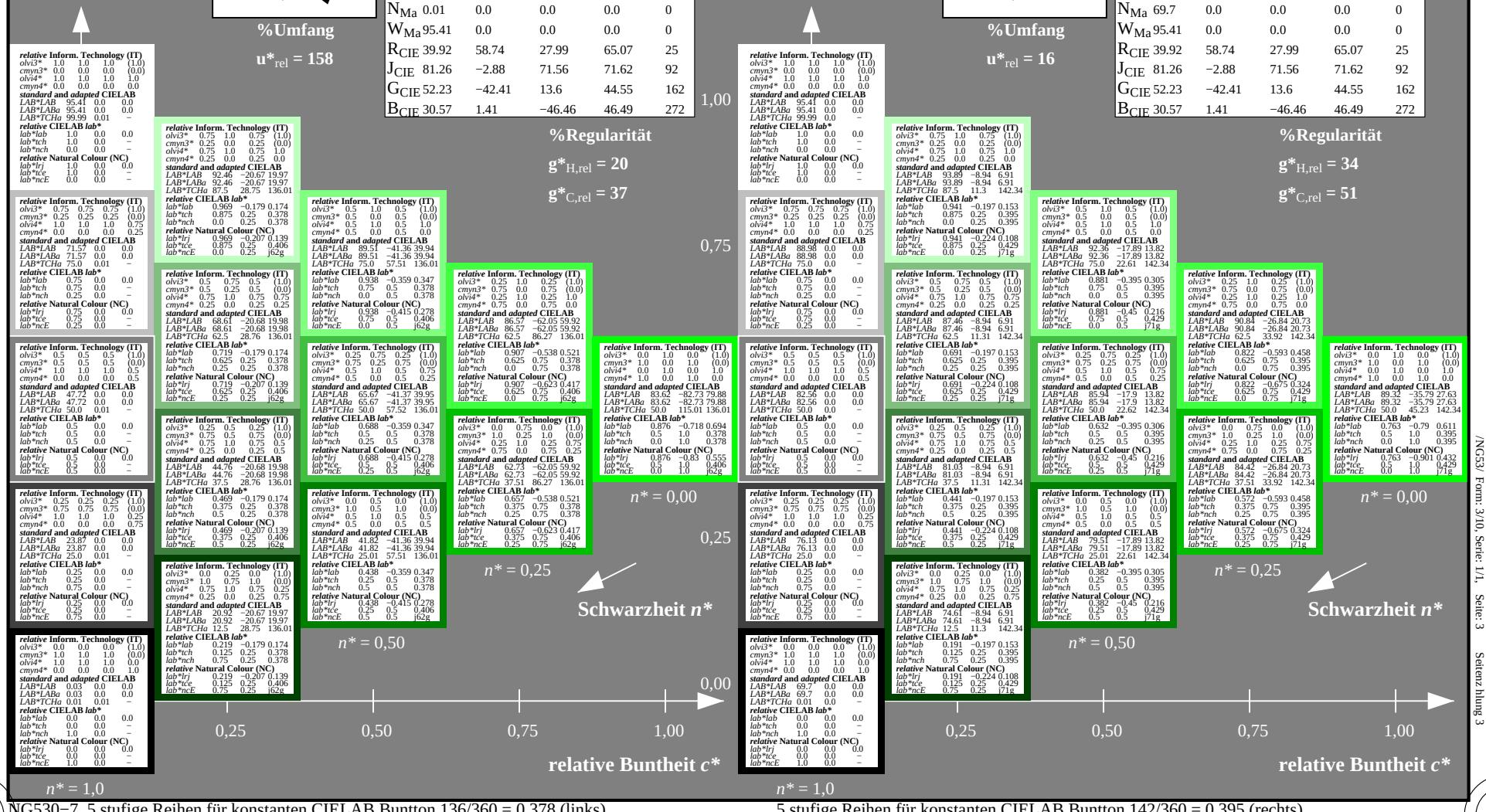

NG530−7, 5 stufige Reihen für konstanten CIELAB Buntton 136/360 = 0.378 (links)
5 stufige Reihen für konstanten CIELAB Buntton 142/360 = 0.395 (rechts)

Siehe ähnliche Dateien: http://www.ps.bam.de/NG53/
Technische Information: http://www.ps.bam.de Version 2.1, io=1,1?

BAM-Registrierung: 20060101-NG53/10Q/Q53G03SP.PS/.PDF BAM-Material: Code=rha4ta
Anwendung für Beurteilung und Messung von Drucker– oder Monitorsystemen
/NG53/ Form: 4/10, Serie: 1/1, Seite: 4 Seitenz hlung 4

Eingabe: Farbmetrisches Fernseh-Licht-System TLS00

für Buntton *h = lab*h = 196/360 = 0.545***
lab*tch* und *lab*nch

D65: Buntton C
LCH*Ma: 87 48 196
olv*Ma: 0.0 1.0 1.0

Dreiecks-Helligkeit *t**

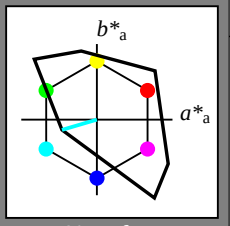

%Umfang

u^*_{rel} = 158

TLS00; adaptierte CIELAB-Daten

	$L^*=L^*_a$	a^*_a	b^*_a	$C^*_{ab,a}$	$h^*_{ab,a}$
O_{Ma}	50.5	76.92	64.55	100.42	40
Y_{Ma}	92.66	−20.69	90.75	93.08	103
L_{Ma}	83.63	−82.75	79.9	115.04	136
C_{Ma}	86.88	−46.16	−13.55	48.12	196
V_{Ma}	30.39	76.06	−103.59	128.52	306
M_{Ma}	57.3	94.35	−58.41	110.97	328
N_{Ma}	0.01	0.0	0.0	0.0	0
W_{Ma}	95.41	0.0	0.0	0.0	0
R_{CIE}	39.92	58.74	27.99	65.07	25
J_{CIE}	81.26	−2.88	71.56	71.62	92
G_{CIE}	52.23	−42.41	13.6	44.55	162
B_{CIE}	30.57	1.41	−46.46	46.49	272

%Regularität

$g^*_{H,rel}$ = 20

$g^*_{C,rel}$ = 37

1,00

0,75

0,25

0,00

0,25 0,50 0,75 1,00

relative Buntheit *c**

Schwarzheit *n**

*n** = 1,0

*n** = 0,50

*n** = 0,25

*n** = 0,00

Ausgabe: Farbmetrisches Fernseh-Licht-System TLS70

für Buntton *h = lab*h = 198/360 = 0.55***
lab*tch* und *lab*nch

D65: Buntton C
LCH*Ma: 91 23 198
olv*Ma: 0.0 1.0 1.0

Dreiecks-Helligkeit *t**

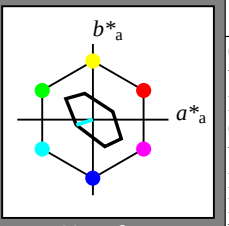

%Umfang

u^*_{rel} = 16

TLS70; adaptierte CIELAB-Daten

	$L^*=L^*_a$	a^*_a	b^*_a	$C^*_{ab,a}$	$h^*_{ab,a}$
O_{Ma}	76.43	26.27	10.57	28.32	22
Y_{Ma}	93.93	−10.76	34.63	36.27	107
L_{Ma}	89.32	−35.8	27.64	45.24	142
C_{Ma}	90.93	−21.95	−7.07	23.07	198
V_{Ma}	72.1	15.76	−35.63	38.97	294
M_{Ma}	78.5	37.52	−25.23	45.22	326
N_{Ma}	69.7	0.0	0.0	0.0	0
W_{Ma}	95.41	0.0	0.0	0.0	0
R_{CIE}	39.92	58.74	27.99	65.07	25
J_{CIE}	81.26	−2.88	71.56	71.62	92
G_{CIE}	52.23	−42.41	13.6	44.55	162
B_{CIE}	30.57	1.41	−46.46	46.49	272

%Regularität

$g^*_{H,rel}$ = 34

$g^*_{C,rel}$ = 51

0,25 0,50 0,75 1,00

relative Buntheit *c**

Schwarzheit *n**

*n** = 1,0

*n** = 0,50

*n** = 0,25

*n** = 0,00

NG530−7, 5 stufige Reihen für konstanten CIELAB Buntton 196/360 = 0.545 (links)

5 stufige Reihen für konstanten CIELAB Buntton 198/360 = 0.55 (rechts)

Eingabe: Farbmetrisches Fernseh-Licht-System TLS00

für Buntton $h^* = lab^*h = 306/360 = 0.851$

lab*tch* und *lab*nch

D65: Buntton V

LCH*Ma: 30 129 306

olv*Ma: 0.0 0.0 1.0

Dreiecks-Helligkeit t^*

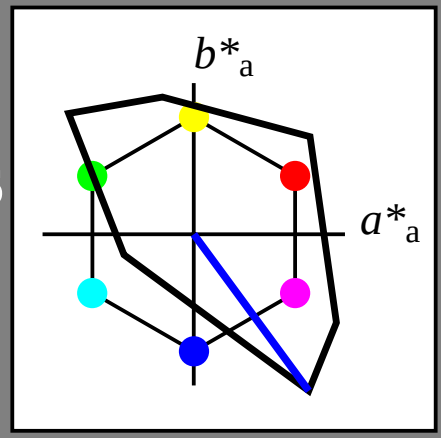

%Umfang

$u^*_{rel} = 158$

TLS00; adaptierte CIELAB-Daten

	$L^*=L^*_a$	a^*_a	b^*_a	$C^*_{ab,a}$	$h^*_{ab,a}$
O_{Ma}	50.5	76.92	64.55	100.42	40
Y_{Ma}	92.66	−20.69	90.75	93.08	103
L_{Ma}	83.63	−82.75	79.9	115.04	136
C_{Ma}	86.88	−46.16	−13.55	48.12	196
V_{Ma}	30.39	76.06	−103.59	128.52	306
M_{Ma}	57.3	94.35	−58.41	110.97	328
N_{Ma}	0.01	0.0	0.0	0.0	0
W_{Ma}	95.41	0.0	0.0	0.0	0
R_{CIE}	39.92	58.74	27.99	65.07	25
J_{CIE}	81.26	−2.88	71.56	71.62	92
G_{CIE}	52.23	−42.41	13.6	44.55	162
B_{CIE}	30.57	1.41	−46.46	46.49	272

%Regularität

$g^*_{H,rel} = 20$

$g^*_{C,rel} = 37$

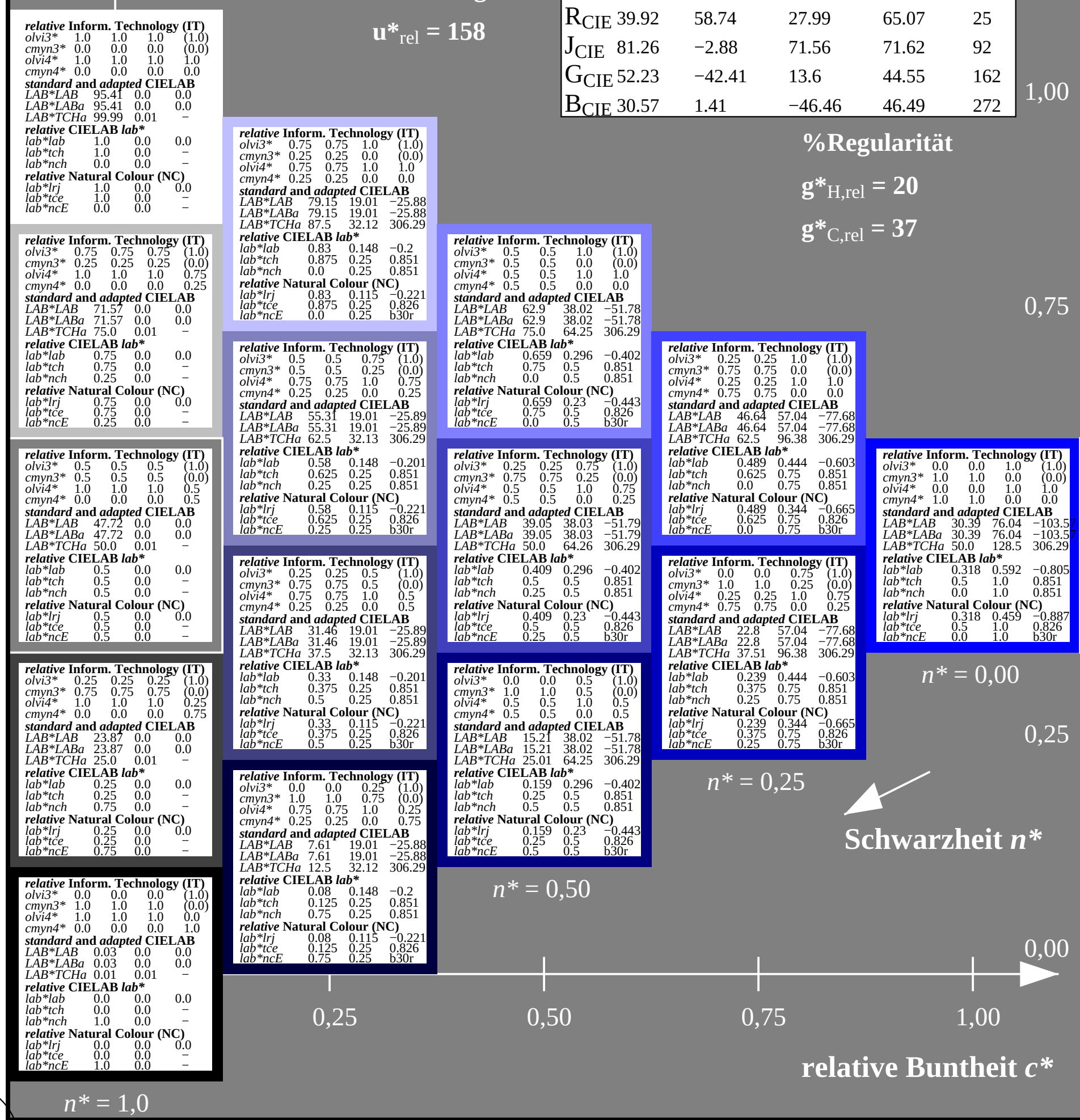

Ausgabe: Farbmetrisches Fernseh-Licht-System TLS70

für Buntton $h^* = lab^*h = 294/360 = 0.816$

lab*tch* und *lab*nch

D65: Buntton V

LCH*Ma: 72 39 294

olv*Ma: 0.0 0.0 1.0

Dreiecks-Helligkeit t^*

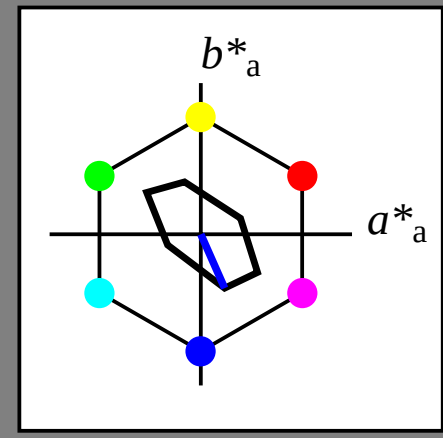

%Umfang

$u^*_{rel} = 16$

TLS70; adaptierte CIELAB-Daten

	$L^*=L^*_a$	a^*_a	b^*_a	$C^*_{ab,a}$	$h^*_{ab,a}$
O_{Ma}	76.43	26.27	10.57	28.32	22
Y_{Ma}	93.93	−10.76	34.63	36.27	107
L_{Ma}	89.32	−35.8	27.64	45.24	142
C_{Ma}	90.93	−21.95	−7.07	23.07	198
V_{Ma}	72.1	15.76	−35.63	38.97	294
M_{Ma}	78.5	37.52	−25.23	45.22	326
N_{Ma}	69.7	0.0	0.0	0.0	0
W_{Ma}	95.41	0.0	0.0	0.0	0
R_{CIE}	39.92	58.74	27.99	65.07	25
J_{CIE}	81.26	−2.88	71.56	71.62	92
G_{CIE}	52.23	−42.41	13.6	44.55	162
B_{CIE}	30.57	1.41	−46.46	46.49	272

%Regularität

$g^*_{H,rel} = 34$

$g^*_{C,rel} = 51$

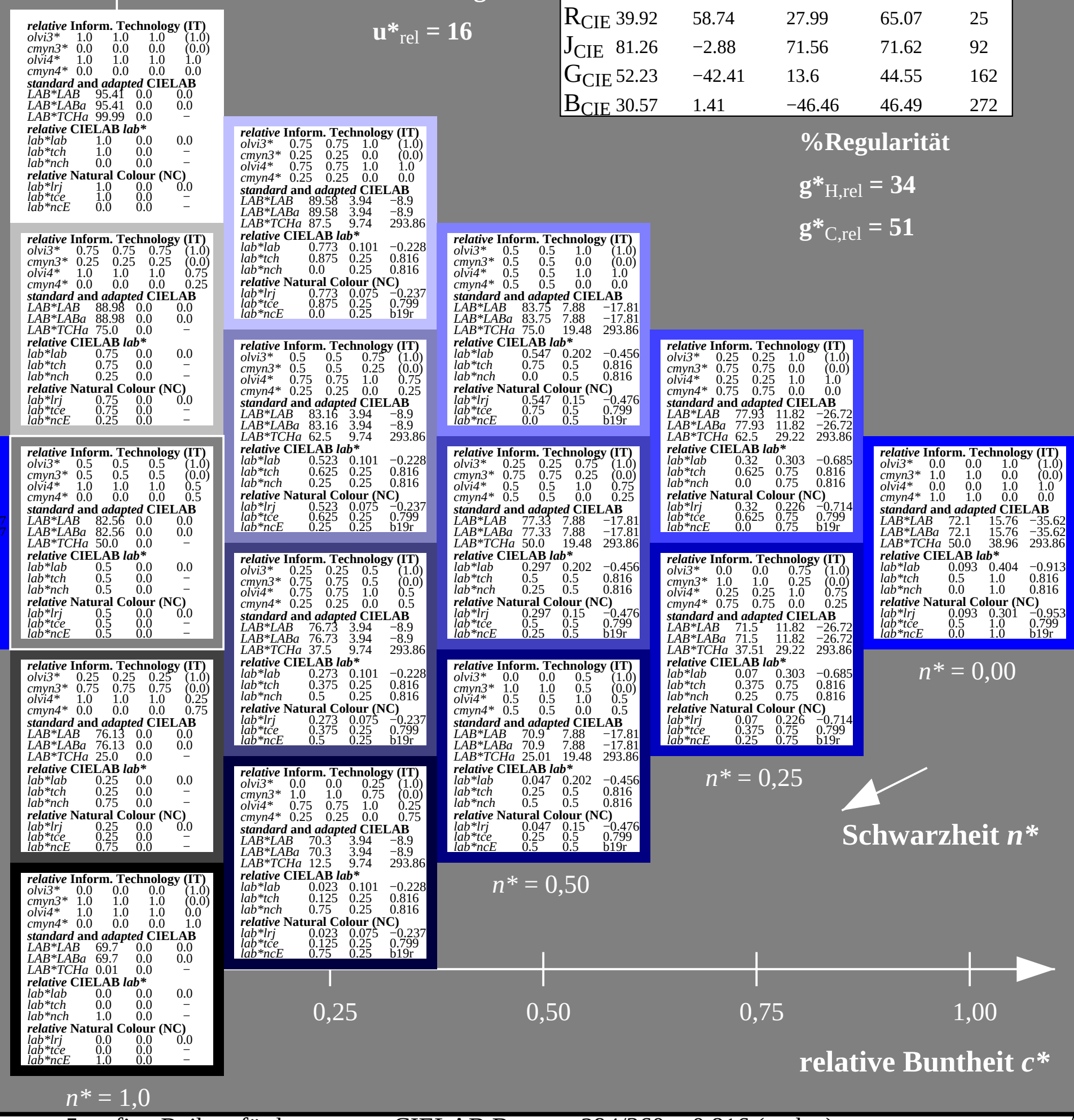

NG530−7, 5 stufige Reihen für konstanten CIELAB Buntton 306/360 = 0.851 (links) — 5 stufige Reihen für konstanten CIELAB Buntton 294/360 = 0.816 (rechts)

Siehe ähnliche Dateien: http://www.ps.bam.de/NG53/
Technische Information: http://www.ps.bam.de Version 2.1, io=1,1?

BAM-Registrierung: 20060101-NG53/10Q/Q53G04SP.PS/.PDF BAM-Material: Code=rha4ta
Anwendung für Beurteilung und Messung von Drucker− oder Monitorsystemen

/NG53/ Form: 5/10, Serie: 1/1, Seite: 5 Seitenzählung 5

Siehe ähnliche Dateien: http://www.ps.bam.de/NG53/
Technische Information: http://www.ps.bam.de Version 2.1, io=1,1?

BAM-Registrierung: 20060101-NG53/10Q/Q53G05SP.PS/.PDF BAM-Material: Code=rha4ta
Anwendung für Beurteilung und Messung von Drucker– oder Monitorsystemen
/NG53/ Form: 6/10, Serie: 1/1, Seite: 6 Sattenz hlung 6

Eingabe: Farbmetrisches Fernseh-Licht-System TLS00

für Buntton *h* = lab*h = 328/360 = 0.912*
lab*tch* und *lab*nch

D65: Buntton M
LCH*Ma: 57 111 328
olv*Ma: 1.0 0.0 1.0

Dreiecks-Helligkeit *t**

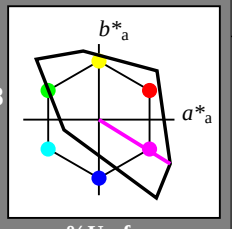

%Umfang
u^*_{rel} = 158

TLS00; adaptierte CIELAB-Daten

	$L^*=L^*_a$	a^*_a	b^*_a	$C^*_{ab,a}$	$h^*_{ab,a}$
O_{Ma}	50.5	76.92	64.55	100.42	40
Y_{Ma}	92.66	−20.69	90.75	93.08	103
L_{Ma}	83.63	−82.75	79.9	115.04	136
C_{Ma}	86.88	−46.16	−13.55	48.12	196
V_{Ma}	30.39	76.06	−103.59	128.52	306
M_{Ma}	57.3	94.35	−58.41	110.97	328
N_{Ma}	0.01	0.0	0.0	0.0	0
W_{Ma}	95.41	0.0	0.0	0.0	0
R_{CIE}	39.92	58.74	27.99	65.07	25
J_{CIE}	81.26	−2.88	71.56	71.62	92
G_{CIE}	52.23	−42.41	13.6	44.55	162
B_{CIE}	30.57	1.41	−46.46	46.49	272

%Regularität
$g^*_{H,rel}$ = 20
$g^*_{C,rel}$ = 37

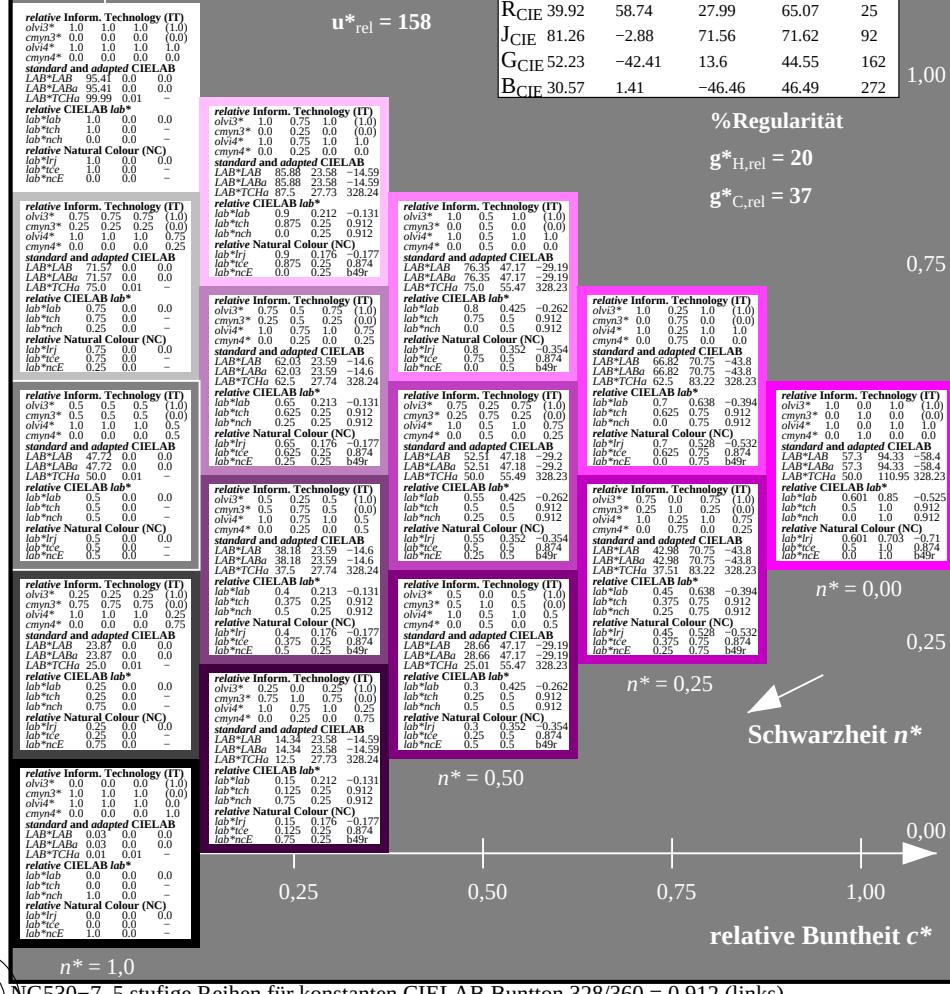

Ausgabe: Farbmetrisches Fernseh-Licht-System TLS70

für Buntton *h* = lab*h = 326/360 = 0.906*
lab*tch* und *lab*nch

D65: Buntton M
LCH*Ma: 79 45 326
olv*Ma: 1.0 0.0 1.0

Dreiecks-Helligkeit *t**

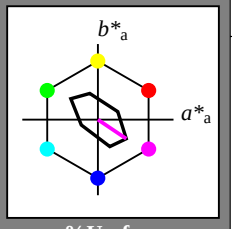

%Umfang
u^*_{rel} = 16

TLS70; adaptierte CIELAB-Daten

	$L^*=L^*_a$	a^*_a	b^*_a	$C^*_{ab,a}$	$h^*_{ab,a}$
O_{Ma}	76.43	26.27	10.57	28.32	22
Y_{Ma}	93.93	−10.76	34.63	36.27	107
L_{Ma}	89.32	−35.8	27.64	45.24	142
C_{Ma}	90.93	−21.95	−7.07	23.07	198
V_{Ma}	72.1	15.76	−35.63	38.97	294
M_{Ma}	78.5	37.52	−25.23	45.22	326
N_{Ma}	69.7	0.0	0.0	0.0	0
W_{Ma}	95.41	0.0	0.0	0.0	0
R_{CIE}	39.92	58.74	27.99	65.07	25
J_{CIE}	81.26	−2.88	71.56	71.62	92
G_{CIE}	52.23	−42.41	13.6	44.55	162
B_{CIE}	30.57	1.41	−46.46	46.49	272

%Regularität
$g^*_{H,rel}$ = 34
$g^*_{C,rel}$ = 51

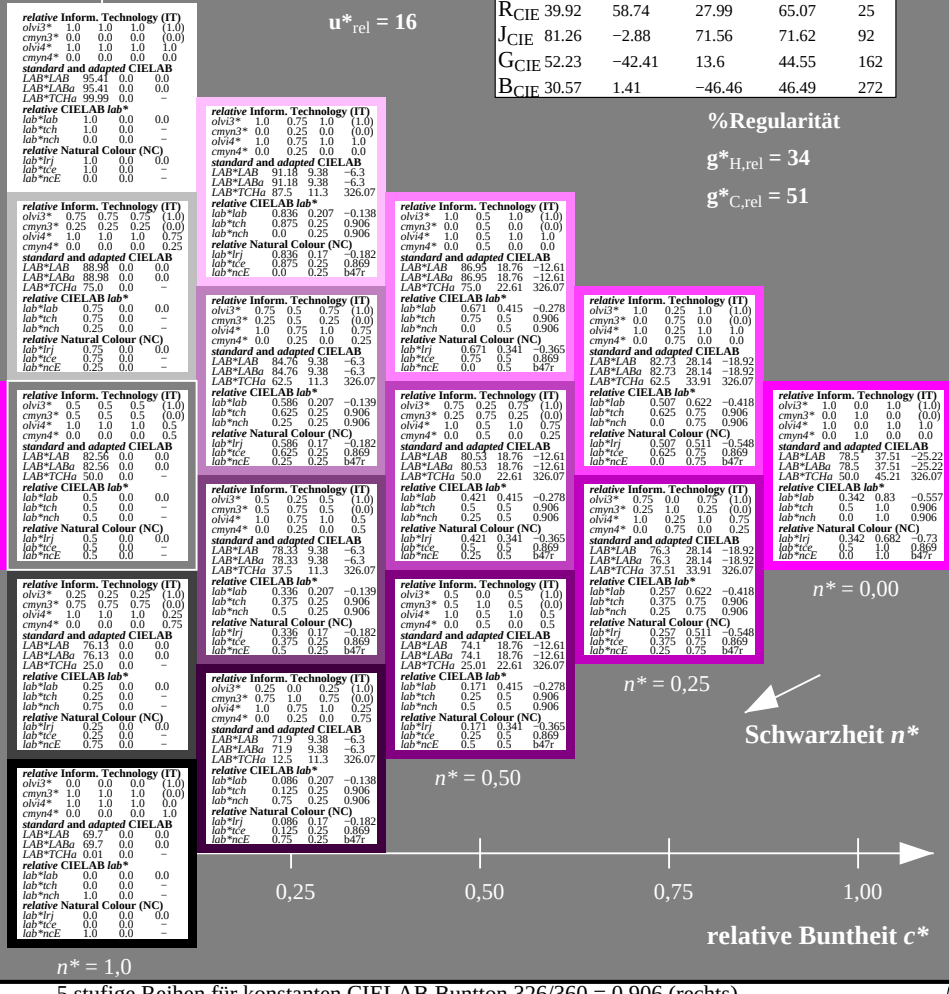

NG530−7, 5 stufige Reihen für konstanten CIELAB Buntton 328/360 = 0.912 (links)

5 stufige Reihen für konstanten CIELAB Buntton 326/360 = 0.906 (rechts)

Siehe ähnliche Dateien: http://www.ps.bam.de/NG53/
Technische Information: http://www.ps.bam.de Version 2.1, io=1,1?

BAM-Registrierung: 20060101-NG53/10Q/Q53G06SP.PS/.PDF BAM-Material: Code=rha4ta
Anwendung für Beurteilung und Messung von Drucker– oder Monitorsystemen
/NG53/ Form: 7/10, Serie: 1/1, Seite: 7 Sättenz hlung 7

Eingabe: Farbmetrisches Fernseh-Licht-System TLS00

für Buntton *h* = lab*h = 25/360 = 0.071*
lab*tch* und *lab*nch

D65: Buntton R
LCH*Ma: 52 89 25
olv*Ma: 1.0 0.0 0.21

Dreiecks-Helligkeit *t**

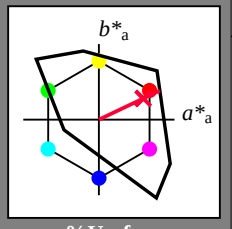

%Umfang

u^*_{rel} = 158

TLS00; adaptierte CIELAB-Daten

	$L^*=L^*_a$	a^*_a	b^*_a	$C^*_{ab,a}$	$h^*_{ab,a}$
O_{Ma}	50.5	76.92	64.55	100.42	40
Y_{Ma}	92.66	−20.69	90.75	93.08	103
L_{Ma}	83.63	−82.75	79.9	115.04	136
C_{Ma}	86.88	−46.16	−13.55	48.12	196
V_{Ma}	30.39	76.06	−103.59	128.52	306
M_{Ma}	57.3	94.35	−58.41	110.97	328
N_{Ma}	0.01	0.0	0.0	0.0	0
W_{Ma}	95.41	0.0	0.0	0.0	0
R_{CIE}	39.92	58.74	27.99	65.07	25
J_{CIE}	81.26	−2.88	71.56	71.62	92
G_{CIE}	52.23	−42.41	13.6	44.55	162
B_{CIE}	30.57	1.41	−46.46	46.49	272

%Regularität

$g^*_{H,rel}$ = 20

$g^*_{C,rel}$ = 37

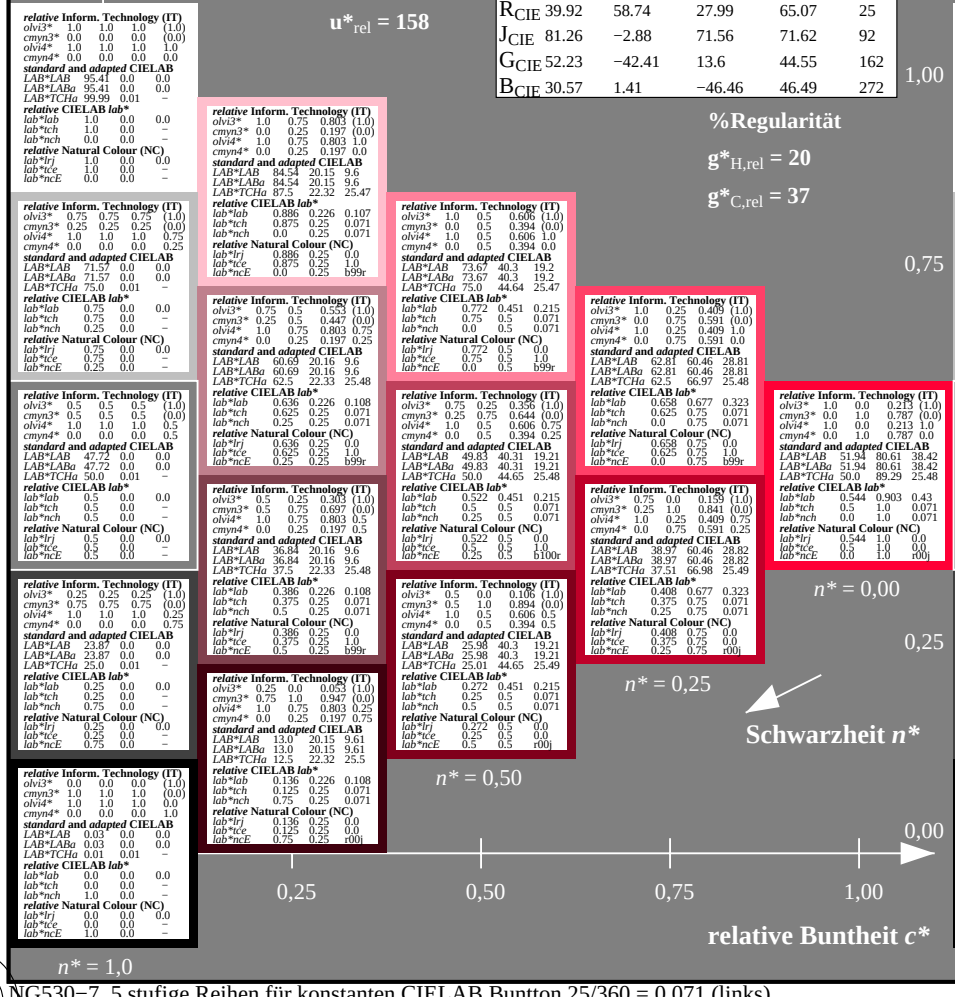

Ausgabe: Farbmetrisches Fernseh-Licht-System TLS70

für Buntton *h* = lab*h = 25/360 = 0.071*
lab*tch* und *lab*nch

D65: Buntton R
LCH*Ma: 77 27 25
olv*Ma: 1.0 0.05 0.0

Dreiecks-Helligkeit *t**

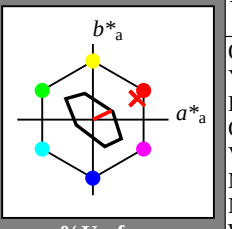

%Umfang

u^*_{rel} = 16

TLS70; adaptierte CIELAB-Daten

	$L^*=L^*_a$	a^*_a	b^*_a	$C^*_{ab,a}$	$h^*_{ab,a}$
O_{Ma}	76.43	26.27	10.57	28.32	22
Y_{Ma}	93.93	−10.76	34.63	36.27	107
L_{Ma}	89.32	−35.8	27.64	45.24	142
C_{Ma}	90.93	−21.95	−7.07	23.07	198
V_{Ma}	72.1	15.76	−35.63	38.97	294
M_{Ma}	78.5	37.52	−25.23	45.22	326
N_{Ma}	69.7	0.0	0.0	0.0	0
W_{Ma}	95.41	0.0	0.0	0.0	0
R_{CIE}	39.92	58.74	27.99	65.07	25
J_{CIE}	81.26	−2.88	71.56	71.62	92
G_{CIE}	52.23	−42.41	13.6	44.55	162
B_{CIE}	30.57	1.41	−46.46	46.49	272

%Regularität

$g^*_{H,rel}$ = 34

$g^*_{C,rel}$ = 51

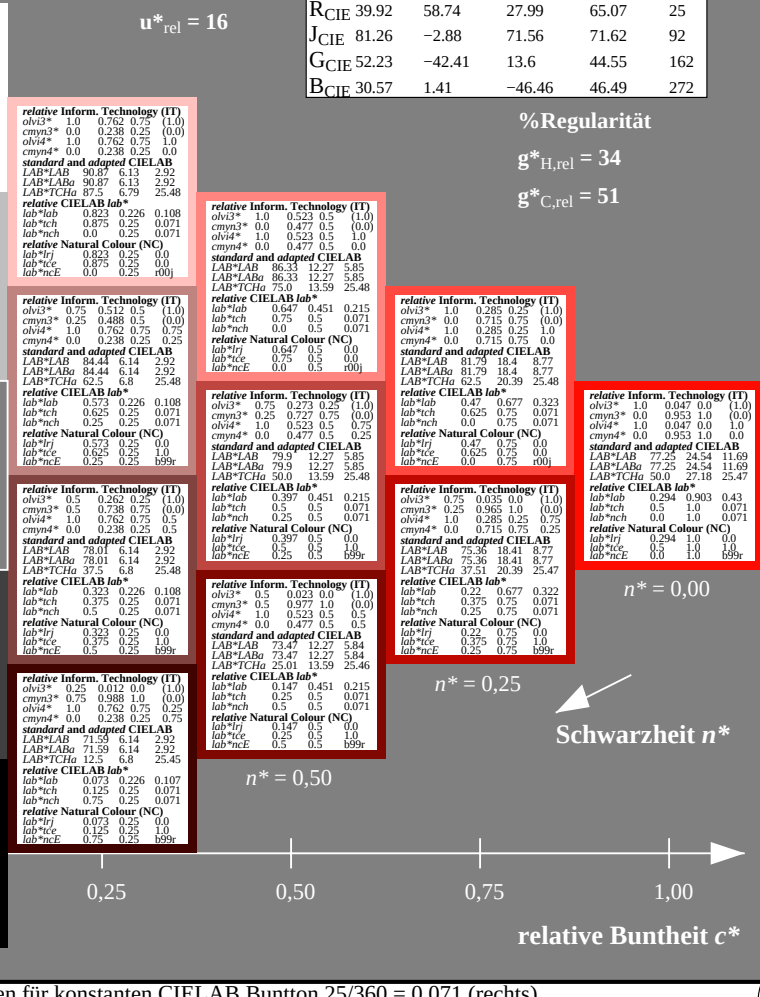

NG530−7, 5 stufige Reihen für konstanten CIELAB Buntton 25/360 = 0.071 (links) 5 stufige Reihen für konstanten CIELAB Buntton 25/360 = 0.071 (rechts)

www.ps.bam.de/NG53/10Q/Q53G07SP.PS/.PDF;
S: Ausgabe-Linearisierung (OL-Daten) NG53/10Q/Q53G07SP.DAT im Distiller Startup (S) Directory

Siehe ähnliche Dateien: http://www.ps.bam.de/NG53/
Technische Information: http://www.ps.bam.de Version 2.1, io=1,1?

BAM-Registrierung: 20060101-NG53/10Q/Q53G07SP.PS/.PDF BAM-Material: Code=rha4ta
Anwendung für Beurteilung und Messung von Drucker– oder Monitorsystemen
/NG53/ Form: 8/10. Serie: 1/1, Seite: 8 Sattenz hlung 8

Eingabe: Farbmetrisches Fernseh-Licht-System TLS00

für Buntton *h = lab*h = 92/360 = 0.256**
lab*tch* und *lab*nch

D65: Buntton J
LCH*Ma: 85 86 92
olv*Ma: 1.0 0.82 0.0

Dreiecks-Helligkeit *t**

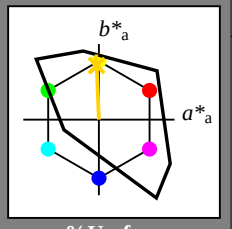

%Umfang
u*rel = 158

TLS00; adaptierte CIELAB-Daten

	L*=L*a	a*a	b*a	C*ab,a	h*ab,a
O_{Ma}	50.5	76.92	64.55	100.42	40
Y_{Ma}	92.66	−20.69	90.75	93.08	103
L_{Ma}	83.63	−82.75	79.9	115.04	136
C_{Ma}	86.88	−46.16	−13.55	48.12	196
V_{Ma}	30.39	76.06	−103.59	128.52	306
M_{Ma}	57.3	94.35	−58.41	110.97	328
N_{Ma}	0.01	0.0	0.0	0.0	0
W_{Ma}	95.41	0.0	0.0	0.0	0
R_{CIE}	39.92	58.74	27.99	65.07	25
J_{CIE}	81.26	−2.88	71.56	71.62	92
G_{CIE}	52.23	−42.41	13.6	44.55	162
B_{CIE}	30.57	1.41	−46.46	46.49	272

%Regularität
g*H,rel = 20
g*C,rel = 37

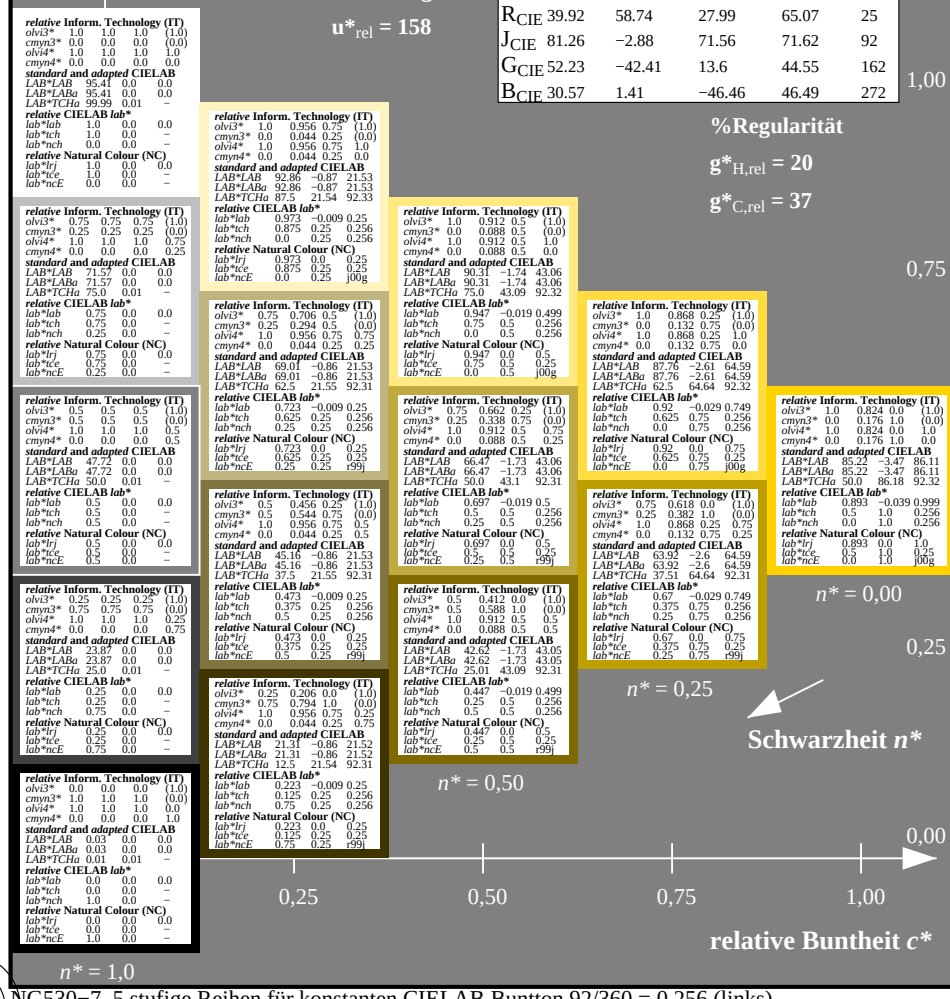

NG530−7, 5 stufige Reihen für konstanten CIELAB Buntton 92/360 = 0.256 (links)

Ausgabe: Farbmetrisches Fernseh-Licht-System TLS70

für Buntton *h = lab*h = 92/360 = 0.256**
lab*tch* und *lab*nch

D65: Buntton J
LCH*Ma: 89 28 92
olv*Ma: 1.0 0.74 0.0

Dreiecks-Helligkeit *t**

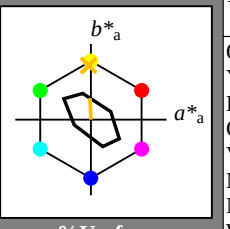

%Umfang
u*rel = 16

TLS70; adaptierte CIELAB-Daten

	L*=L*a	a*a	b*a	C*ab,a	h*ab,a
O_{Ma}	76.43	26.27	10.57	28.32	22
Y_{Ma}	93.93	−10.76	34.63	36.27	107
L_{Ma}	89.32	−35.8	27.64	45.24	142
C_{Ma}	90.93	−21.95	−7.07	23.07	198
V_{Ma}	72.1	15.76	−35.63	38.97	294
M_{Ma}	78.5	37.52	−25.23	45.22	326
N_{Ma}	69.7	0.0	0.0	0.0	0
W_{Ma}	95.41	0.0	0.0	0.0	0
R_{CIE}	39.92	58.74	27.99	65.07	25
J_{CIE}	81.26	−2.88	71.56	71.62	92
G_{CIE}	52.23	−42.41	13.6	44.55	162
B_{CIE}	30.57	1.41	−46.46	46.49	272

%Regularität
g*H,rel = 34
g*C,rel = 51

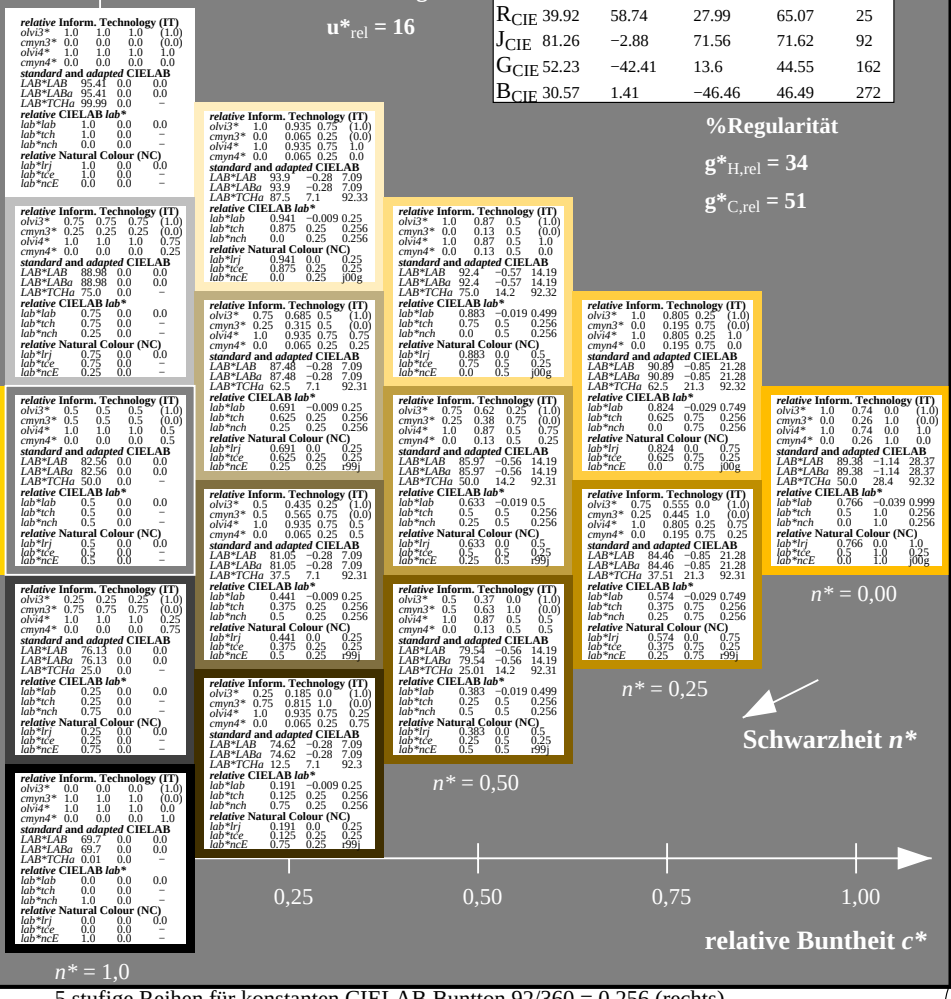

5 stufige Reihen für konstanten CIELAB Buntton 92/360 = 0.256 (rechts)

BAM-Prüfvorlage NG53; Farbmetrik-Systeme ORS18 & ORS18 input: *olv* setrgbcolor*
D65: 2 Koordinatendaten; 5stufige Farbreihen für 10 Bunttöne output: *Startup (S) data dependend*

Siehe ähnliche Dateien: http://www.ps.bam.de/NG53/
Technische Information: http://www.ps.bam.de Version 2.1, io=1,1?

BAM-Registrierung: 20060101-NG53/10Q/Q53G08SP.PS/.PDF BAM-Material: Code=rha4ta
Anwendung für Beurteilung und Messung von Drucker– oder Monitorsystemen
/NG53/ Form: 9/10. Serie: 1/1, Seite: 9 Sattenz hlung 9

Eingabe: Farbmetrisches Fernseh-Licht-System TLS00

für Buntton *h* = lab*h = 162/360 = 0.451*
*lab*tch* und *lab*nch*

D65: Buntton G
LCH*Ma: 86 62 162
olv*Ma: 0.0 1.0 0.65

Dreiecks-Helligkeit *t**

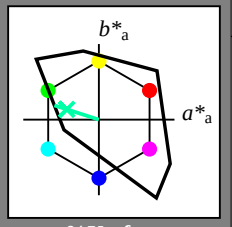

%Umfang
u^*_{rel} = 158

TLS00; adaptierte CIELAB-Daten

	$L^*=L^*_a$	a^*_a	b^*_a	$C^*_{ab,a}$	$h^*_{ab,a}$
O_{Ma}	50.5	76.92	64.55	100.42	40
Y_{Ma}	92.66	−20.69	90.75	93.08	103
L_{Ma}	83.63	−82.75	79.9	115.04	136
C_{Ma}	86.88	−46.16	−13.55	48.12	196
V_{Ma}	30.39	76.06	−103.59	128.52	306
M_{Ma}	57.3	94.35	−58.41	110.97	328
N_{Ma}	0.01	0.0	0.0	0.0	0
W_{Ma}	95.41	0.0	0.0	0.0	0
R_{CIE}	39.92	58.74	27.99	65.07	25
J_{CIE}	81.26	−2.88	71.56	71.62	92
G_{CIE}	52.23	−42.41	13.6	44.55	162
B_{CIE}	30.57	1.41	−46.46	46.49	272

%Regularität
$g^*_{H,rel}$ = 20
$g^*_{C,rel}$ = 37

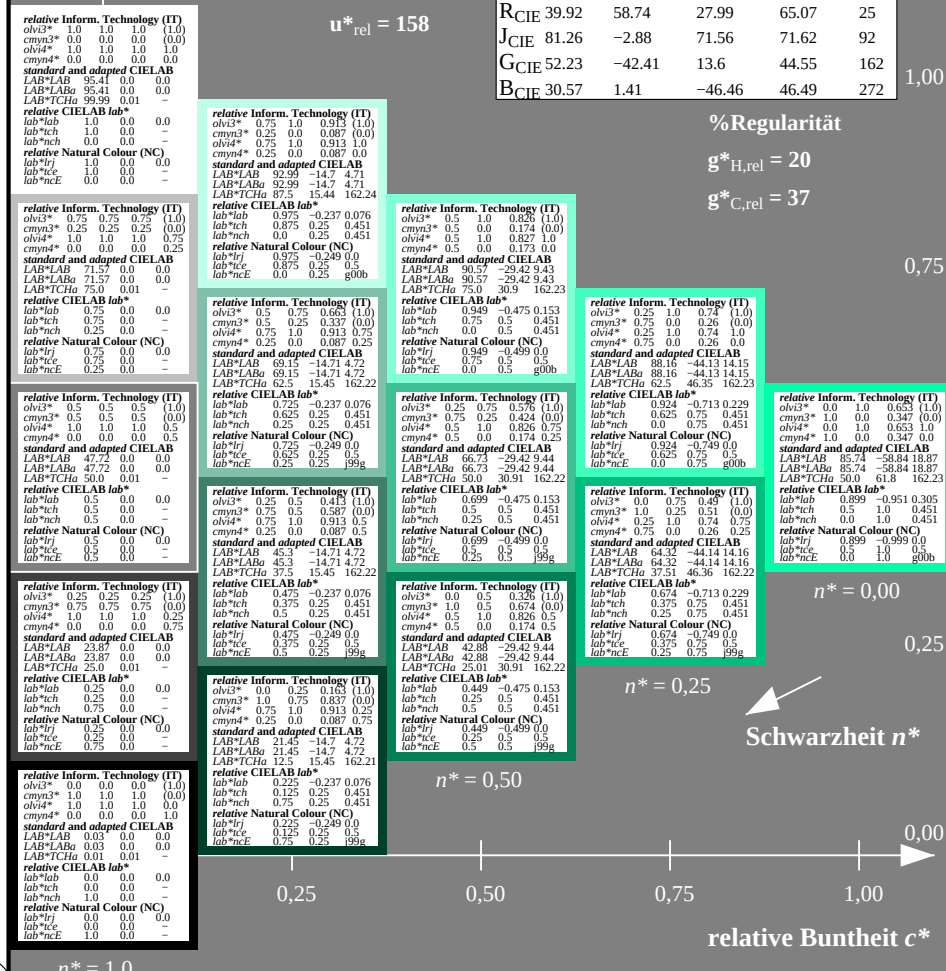

Ausgabe: Farbmetrisches Fernseh-Licht-System TLS70

für Buntton *h* = lab*h = 162/360 = 0.451*
*lab*tch* und *lab*nch*

D65: Buntton G
LCH*Ma: 90 30 162
olv*Ma: 0.0 1.0 0.53

Dreiecks-Helligkeit *t**

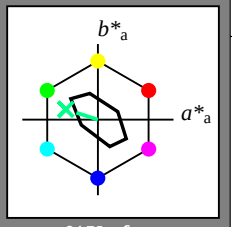

%Umfang
u^*_{rel} = 16

TLS70; adaptierte CIELAB-Daten

	$L^*=L^*_a$	a^*_a	b^*_a	$C^*_{ab,a}$	$h^*_{ab,a}$
O_{Ma}	76.43	26.27	10.57	28.32	22
Y_{Ma}	93.93	−10.76	34.63	36.27	107
L_{Ma}	89.32	−35.8	27.64	45.24	142
C_{Ma}	90.93	−21.95	−7.07	23.07	198
V_{Ma}	72.1	15.76	−35.63	38.97	294
M_{Ma}	78.5	37.52	−25.23	45.22	326
N_{Ma}	69.7	0.0	0.0	0.0	0
W_{Ma}	95.41	0.0	0.0	0.0	0
R_{CIE}	39.92	58.74	27.99	65.07	25
J_{CIE}	81.26	−2.88	71.56	71.62	92
G_{CIE}	52.23	−42.41	13.6	44.55	162
B_{CIE}	30.57	1.41	−46.46	46.49	272

%Regularität
$g^*_{H,rel}$ = 34
$g^*_{C,rel}$ = 51

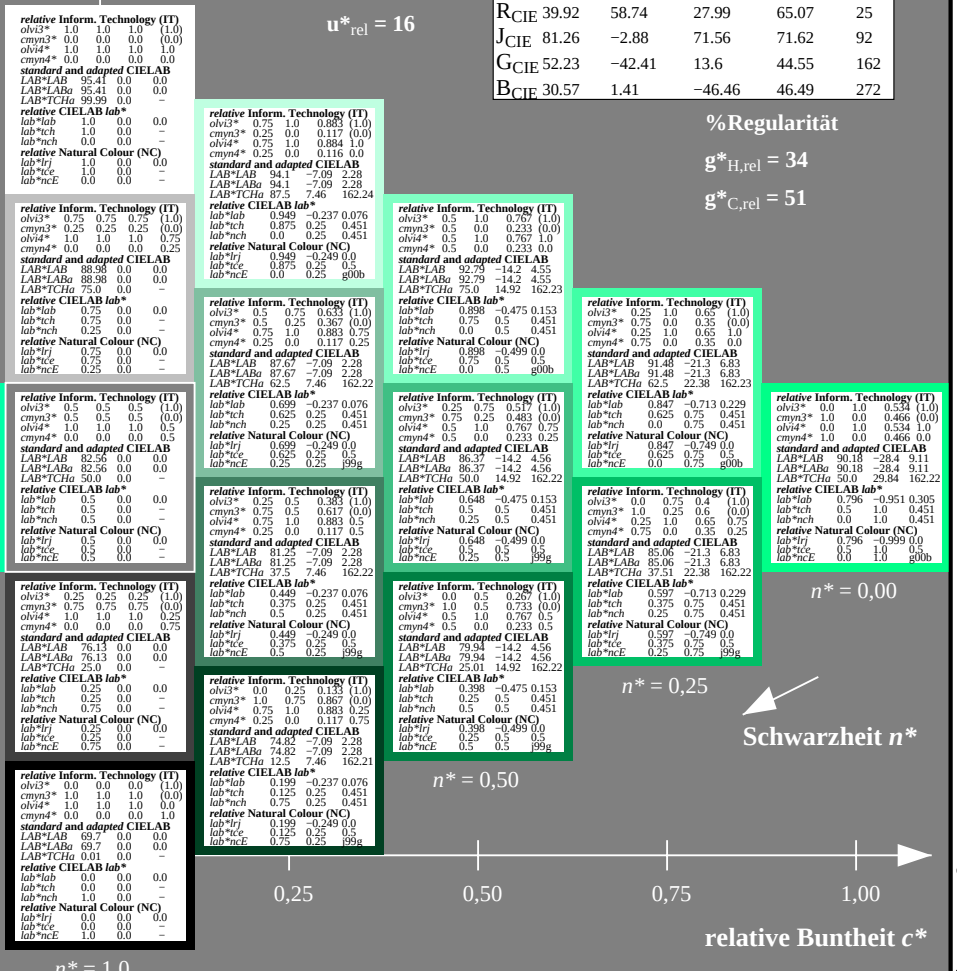

NG530−7, 5 stufige Reihen für konstanten CIELAB Buntton 162/360 = 0.451 (links)

5 stufige Reihen für konstanten CIELAB Buntton 162/360 = 0.451 (rechts)

Siehe ähnliche Dateien: http://www.ps.bam.de/NG53/
Technische Information: http://www.ps.bam.de Version 2.1, io=1,1?

Eingabe: Farbmetrisches Fernseh-Licht-System TLS00

für Buntton *h* = lab*h = 272/360 = 0.755*
lab*tch* und *lab*nch

D65: Buntton B
LCH*Ma: 65 49 272
olv*Ma: 0.0 0.61 1.0

Dreiecks-Helligkeit *t**

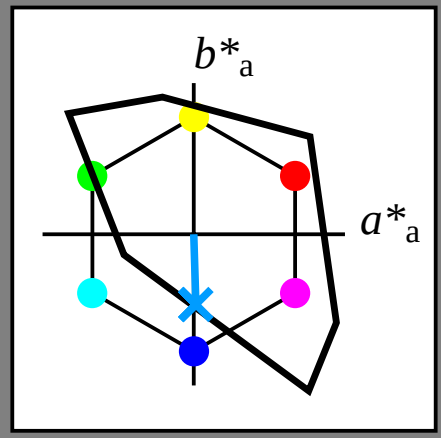

%Umfang

u*rel = 158

TLS00; adaptierte CIELAB-Daten

	$L^*=L^*_a$	a^*_a	b^*_a	$C^*_{ab,a}$	$h^*_{ab,a}$
O_{Ma}	50.5	76.92	64.55	100.42	40
Y_{Ma}	92.66	−20.69	90.75	93.08	103
L_{Ma}	83.63	−82.75	79.9	115.04	136
C_{Ma}	86.88	−46.16	−13.55	48.12	196
V_{Ma}	30.39	76.06	−103.59	128.52	306
M_{Ma}	57.3	94.35	−58.41	110.97	328
N_{Ma}	0.01	0.0	0.0	0.0	0
W_{Ma}	95.41	0.0	0.0	0.0	0
R_{CIE}	39.92	58.74	27.99	65.07	25
J_{CIE}	81.26	−2.88	71.56	71.62	92
G_{CIE}	52.23	−42.41	13.6	44.55	162
B_{CIE}	30.57	1.41	−46.46	46.49	272

%Regularität

$g^*_{H,rel}$ = 20

$g^*_{C,rel}$ = 37

***relative* Inform. Technology (IT)**				
*olvi3**	1.0	1.0	1.0	(1.0)
*cmyn3**	0.0	0.0	0.0	(0.0)
*olvi4**	1.0	1.0	1.0	1.0
*cmyn4**	0.0	0.0	0.0	0.0
standard and *adapted* CIELAB				
*LAB*LAB*	95.41	0.0	0.0	
*LAB*LABa*	95.41	0.0	0.0	
*LAB*TCHa*	99.99	0.01	–	
relative* CIELAB *lab*				
*lab*lab*	1.0	0.0	0.0	
*lab*tch*	1.0	0.0	–	
*lab*nch*	0.0	0.0	–	
***relative* Natural Colour (NC)**				
*lab*lrj*	1.0	0.0	0.0	
*lab*tce*	1.0	0.0	–	
*lab*ncE*	0.0	0.0	–	

***relative* Inform. Technology (IT)**				
*olvi3**	0.75	0.903	1.0	(1.0)
*cmyn3**	0.25	0.097	0.0	(0.0)
*olvi4**	0.75	0.903	1.0	1.0
*cmyn4**	0.25	0.097	0.0	0.0
standard and *adapted* CIELAB				
*LAB*LAB*	87.77	0.36	−12.14	
*LAB*LABa*	87.77	0.36	−12.14	
*LAB*TCHa*	87.5	12.16	271.7	
relative* CIELAB *lab*				
*lab*lab*	0.92	0.007	−0.249	
*lab*tch*	0.875	0.25	0.755	
*lab*nch*	0.0	0.25	0.755	
***relative* Natural Colour (NC)**				
*lab*lrj*	0.92	0.0	−0.249	
*lab*tce*	0.875	0.25	0.75	
*lab*ncE*	0.0	0.25	g99b	

1,00

***relative* Inform. Technology (IT)**				
*olvi3**	0.75	0.75	0.75	(1.0)
*cmyn3**	0.25	0.25	0.25	(0.0)
*olvi4**	1.0	1.0	1.0	0.75
*cmyn4**	0.0	0.0	0.0	0.25
standard and *adapted* CIELAB				
*LAB*LAB*	71.57	0.0	0.0	
*LAB*LABa*	71.57	0.0	0.0	
*LAB*TCHa*	75.0	0.01	–	
relative* CIELAB *lab*				
*lab*lab*	0.75	0.0	0.0	
*lab*tch*	0.75	0.0	–	
*lab*nch*	0.25	0.0	–	
***relative* Natural Colour (NC)**				
*lab*lrj*	0.75	0.0	0.0	
*lab*tce*	0.75	0.0	–	
*lab*ncE*	0.25	0.0	–	

***relative* Inform. Technology (IT)**				
*olvi3**	0.5	0.805	1.0	(1.0)
*cmyn3**	0.5	0.195	0.0	(0.0)
*olvi4**	0.5	0.805	1.0	1.0
*cmyn4**	0.5	0.195	0.0	0.0
standard and *adapted* CIELAB				
*LAB*LAB*	80.13	0.73	−24.31	
*LAB*LABa*	80.13	0.73	−24.31	
*LAB*TCHa*	75.0	24.33	271.72	
relative* CIELAB *lab*				
*lab*lab*	0.84	0.015	−0.499	
*lab*tch*	0.75	0.5	0.755	
*lab*nch*	0.0	0.5	0.755	
***relative* Natural Colour (NC)**				
*lab*lrj*	0.84	0.0	−0.499	
*lab*tce*	0.75	0.5	0.75	
*lab*ncE*	0.0	0.5	g99b	

0,75

***relative* Inform. Technology (IT)**				
*olvi3**	0.5	0.653	0.75	(1.0)
*cmyn3**	0.5	0.347	0.25	(0.0)
*olvi4**	0.75	0.903	1.0	0.75
*cmyn4**	0.25	0.097	0.0	0.25
standard and *adapted* CIELAB				
*LAB*LAB*	63.92	0.37	−12.15	
*LAB*LABa*	63.92	0.37	−12.15	
*LAB*TCHa*	62.5	12.17	271.74	
relative* CIELAB *lab*				
*lab*lab*	0.67	0.008	−0.249	
*lab*tch*	0.625	0.25	0.755	
*lab*nch*	0.25	0.25	0.755	
***relative* Natural Colour (NC)**				
*lab*lrj*	0.67	0.0	−0.249	
*lab*tce*	0.625	0.25	0.75	
*lab*ncE*	0.25	0.25	b00r	

***relative* Inform. Technology (IT)**				
*olvi3**	0.25	0.708	1.0	(1.0)
*cmyn3**	0.75	0.292	0.0	(0.0)
*olvi4**	0.25	0.708	1.0	1.0
*cmyn4**	0.75	0.292	0.0	0.0
standard and *adapted* CIELAB				
*LAB*LAB*	72.49	1.1	−36.47	
*LAB*LABa*	72.49	1.1	−36.47	
*LAB*TCHa*	62.5	36.5	271.73	
relative* CIELAB *lab*				
*lab*lab*	0.76	0.023	−0.749	
*lab*tch*	0.625	0.75	0.755	
*lab*nch*	0.0	0.75	0.755	
***relative* Natural Colour (NC)**				
*lab*lrj*	0.76	0.0	−0.749	
*lab*tce*	0.625	0.75	0.75	
*lab*ncE*	0.0	0.75	g99b	

***relative* Inform. Technology (IT)**				
*olvi3**	0.5	0.5	0.5	(1.0)
*cmyn3**	0.5	0.5	0.5	(0.0)
*olvi4**	1.0	1.0	1.0	0.5
*cmyn4**	0.0	0.0	0.0	0.5
standard and *adapted* CIELAB				
*LAB*LAB*	47.72	0.0	0.0	
*LAB*LABa*	47.72	0.0	0.0	
*LAB*TCHa*	50.0	0.01	–	
relative* CIELAB *lab*				
*lab*lab*	0.5	0.0	0.0	
*lab*tch*	0.5	0.0	–	
*lab*nch*	0.5	0.0	–	
***relative* Natural Colour (NC)**				
*lab*lrj*	0.5	0.0	0.0	
*lab*tce*	0.5	0.0	–	
*lab*ncE*	0.5	0.0	–	

***relative* Inform. Technology (IT)**				
*olvi3**	0.25	0.555	0.75	(1.0)
*cmyn3**	0.75	0.445	0.25	(0.0)
*olvi4**	0.5	0.805	1.0	0.75
*cmyn4**	0.5	0.195	0.0	0.25
standard and *adapted* CIELAB				
*LAB*LAB*	56.28	0.74	−24.32	
*LAB*LABa*	56.28	0.74	−24.32	
*LAB*TCHa*	50.0	24.34	271.74	
relative* CIELAB *lab*				
*lab*lab*	0.59	0.015	−0.499	
*lab*tch*	0.5	0.5	0.755	
*lab*nch*	0.25	0.5	0.755	
***relative* Natural Colour (NC)**				
*lab*lrj*	0.59	0.0	−0.499	
*lab*tce*	0.5	0.5	0.75	
*lab*ncE*	0.25	0.5	b00r	

***relative* Inform. Technology (IT)**				
*olvi3**	0.0	0.61	1.0	(1.0)
*cmyn3**	1.0	0.39	0.0	(0.0)
*olvi4**	0.0	0.61	1.0	1.0
*cmyn4**	1.0	0.39	0.0	0.0
standard and *adapted* CIELAB				
*LAB*LAB*	64.86	1.47	−48.64	
*LAB*LABa*	64.86	1.47	−48.64	
*LAB*TCHa*	50.0	48.67	271.74	
relative* CIELAB *lab*				
*lab*lab*	0.68	0.03	−0.998	
*lab*tch*	0.5	1.0	0.755	
*lab*nch*	0.0	1.0	0.755	
***relative* Natural Colour (NC)**				
*lab*lrj*	0.68	0.0	−0.999	
*lab*tce*	0.5	1.0	0.75	
*lab*ncE*	0.0	1.0	g99b	

***relative* Inform. Technology (IT)**				
*olvi3**	0.25	0.403	0.5	(1.0)
*cmyn3**	0.75	0.597	0.5	(0.0)
*olvi4**	0.75	0.903	1.0	0.5
*cmyn4**	0.25	0.097	0.0	0.5
standard and *adapted* CIELAB				
*LAB*LAB*	40.07	0.37	−12.15	
*LAB*LABa*	40.07	0.37	−12.15	
*LAB*TCHa*	37.5	12.17	271.74	
relative* CIELAB *lab*				
*lab*lab*	0.42	0.008	−0.249	
*lab*tch*	0.375	0.25	0.755	
*lab*nch*	0.5	0.25	0.755	
***relative* Natural Colour (NC)**				
*lab*lrj*	0.42	0.0	−0.249	
*lab*tce*	0.375	0.25	0.75	
*lab*ncE*	0.5	0.25	b00r	

***relative* Inform. Technology (IT)**				
*olvi3**	0.0	0.458	0.75	(1.0)
*cmyn3**	1.0	0.542	0.25	(0.0)
*olvi4**	0.25	0.708	1.0	0.75
*cmyn4**	0.75	0.292	0.0	0.25
standard and *adapted* CIELAB				
*LAB*LAB*	48.65	1.11	−36.48	
*LAB*LABa*	48.65	1.11	−36.48	
*LAB*TCHa*	37.51	36.51	271.75	
relative* CIELAB *lab*				
*lab*lab*	0.51	0.023	−0.749	
*lab*tch*	0.375	0.75	0.755	
*lab*nch*	0.25	0.75	0.755	
***relative* Natural Colour (NC)**				
*lab*lrj*	0.51	0.0	−0.749	
*lab*tce*	0.375	0.75	0.75	
*lab*ncE*	0.25	0.75	b00r	

*n** = 0,00

***relative* Inform. Technology (IT)**				
*olvi3**	0.25	0.25	0.25	(1.0)
*cmyn3**	0.75	0.75	0.75	(0.0)
*olvi4**	1.0	1.0	1.0	0.25
*cmyn4**	0.0	0.0	0.0	0.75
standard and *adapted* CIELAB				
*LAB*LAB*	23.87	0.0	0.0	
*LAB*LABa*	23.87	0.0	0.0	
*LAB*TCHa*	25.0	0.01	–	
relative* CIELAB *lab*				
*lab*lab*	0.25	0.0	0.0	
*lab*tch*	0.25	0.0	–	
*lab*nch*	0.75	0.0	–	
***relative* Natural Colour (NC)**				
*lab*lrj*	0.25	0.0	0.0	
*lab*tce*	0.25	0.0	–	
*lab*ncE*	0.75	0.0	–	

***relative* Inform. Technology (IT)**				
*olvi3**	0.0	0.305	0.5	(1.0)
*cmyn3**	1.0	0.695	0.5	(0.0)
*olvi4**	0.5	0.805	1.0	0.5
*cmyn4**	0.5	0.195	0.0	0.5
standard and *adapted* CIELAB				
*LAB*LAB*	32.44	0.74	−24.32	
*LAB*LABa*	32.44	0.74	−24.32	
*LAB*TCHa*	25.01	24.34	271.75	
relative* CIELAB *lab*				
*lab*lab*	0.34	0.015	−0.499	
*lab*tch*	0.25	0.5	0.755	
*lab*nch*	0.5	0.5	0.755	
***relative* Natural Colour (NC)**				
*lab*lrj*	0.34	0.0	−0.499	
*lab*tce*	0.25	0.5	0.75	
*lab*ncE*	0.5	0.5	b00r	

0,25

*n** = 0,25

***relative* Inform. Technology (IT)**				
*olvi3**	0.0	0.153	0.25	(1.0)
*cmyn3**	1.0	0.847	0.75	(0.0)
*olvi4**	0.75	0.903	1.0	0.25
*cmyn4**	0.25	0.097	0.0	0.75
standard and *adapted* CIELAB				
*LAB*LAB*	16.22	0.37	−12.15	
*LAB*LABa*	16.22	0.37	−12.15	
*LAB*TCHa*	12.5	12.17	271.76	
relative* CIELAB *lab*				
*lab*lab*	0.17	0.008	−0.249	
*lab*tch*	0.125	0.25	0.755	
*lab*nch*	0.75	0.25	0.755	
***relative* Natural Colour (NC)**				
*lab*lrj*	0.17	0.0	−0.249	
*lab*tce*	0.125	0.25	0.75	
*lab*ncE*	0.75	0.25	b00r	

Schwarzheit *n**

*n** = 0,50

***relative* Inform. Technology (IT)**				
*olvi3**	0.0	0.0	0.0	(1.0)
*cmyn3**	1.0	1.0	1.0	(0.0)
*olvi4**	1.0	1.0	1.0	0.0
*cmyn4**	0.0	0.0	0.0	1.0
standard and *adapted* CIELAB				
*LAB*LAB*	0.03	0.0	0.0	
*LAB*LABa*	0.03	0.0	0.0	
*LAB*TCHa*	0.01	0.01	–	
relative* CIELAB *lab*				
*lab*lab*	0.0	0.0	0.0	
*lab*tch*	0.0	0.0	–	
*lab*nch*	1.0	0.0	–	
***relative* Natural Colour (NC)**				
*lab*lrj*	0.0	0.0	0.0	
*lab*tce*	0.0	0.0	–	
*lab*ncE*	1.0	0.0	–	

0,00

0,25 0,50 0,75 1,00

relative Buntheit *c**

*n** = 1,0

Ausgabe: Farbmetrisches Fernseh-Licht-System TLS70

für Buntton *h* = lab*h = 272/360 = 0.755*
lab*tch* und *lab*nch

D65: Buntton B
LCH*Ma: 80 24 272
olv*Ma: 0.0 0.4 1.0

Dreiecks-Helligkeit *t**

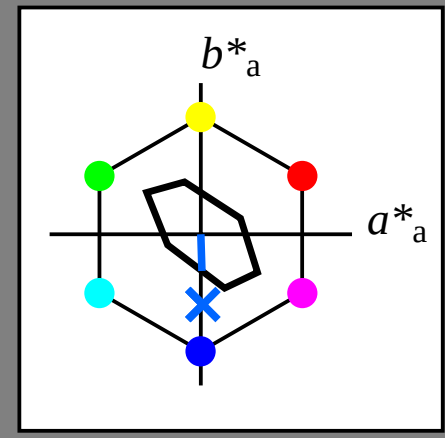

%Umfang

u*rel = 16

TLS70; adaptierte CIELAB-Daten

	$L^*=L^*_a$	a^*_a	b^*_a	$C^*_{ab,a}$	$h^*_{ab,a}$
O_{Ma}	76.43	26.27	10.57	28.32	22
Y_{Ma}	93.93	−10.76	34.63	36.27	107
L_{Ma}	89.32	−35.8	27.64	45.24	142
C_{Ma}	90.93	−21.95	−7.07	23.07	198
V_{Ma}	72.1	15.76	−35.63	38.97	294
M_{Ma}	78.5	37.52	−25.23	45.22	326
N_{Ma}	69.7	0.0	0.0	0.0	0
W_{Ma}	95.41	0.0	0.0	0.0	0
R_{CIE}	39.92	58.74	27.99	65.07	25
J_{CIE}	81.26	−2.88	71.56	71.62	92
G_{CIE}	52.23	−42.41	13.6	44.55	162
B_{CIE}	30.57	1.41	−46.46	46.49	272

%Regularität

$g^*_{H,rel}$ = 34

$g^*_{C,rel}$ = 51

***relative* Inform. Technology (IT)**				
*olvi3**	1.0	1.0	1.0	(1.0)
*cmyn3**	0.0	0.0	0.0	(0.0)
*olvi4**	1.0	1.0	1.0	1.0
*cmyn4**	0.0	0.0	0.0	0.0
standard and *adapted* CIELAB				
*LAB*LAB*	95.41	0.0	0.0	
*LAB*LABa*	95.41	0.0	0.0	
*LAB*TCHa*	99.99	0.0	–	
relative* CIELAB *lab*				
*lab*lab*	1.0	0.0	0.0	
*lab*tch*	1.0	0.0	–	
*lab*nch*	0.0	0.0	–	
***relative* Natural Colour (NC)**				
*lab*lrj*	1.0	0.0	0.0	
*lab*tce*	1.0	0.0	–	
*lab*ncE*	0.0	0.0	–	

***relative* Inform. Technology (IT)**				
*olvi3**	0.75	0.85	1.0	(1.0)
*cmyn3**	0.25	0.15	0.0	(0.0)
*olvi4**	0.75	0.85	1.0	1.0
*cmyn4**	0.25	0.15	0.0	0.0
standard and *adapted* CIELAB				
*LAB*LAB*	91.46	0.18	−6.05	
*LAB*LABa*	91.46	0.18	−6.05	
*LAB*TCHa*	87.5	6.07	271.73	
relative* CIELAB *lab*				
*lab*lab*	0.846	0.008	−0.249	
*lab*tch*	0.875	0.25	0.755	
*lab*nch*	0.0	0.25	0.755	
***relative* Natural Colour (NC)**				
*lab*lrj*	0.846	0.0	−0.249	
*lab*tce*	0.875	0.25	0.75	
*lab*ncE*	0.0	0.25	g99b	

***relative* Inform. Technology (IT)**				
*olvi3**	0.75	0.75	0.75	(1.0)
*cmyn3**	0.25	0.25	0.25	(0.0)
*olvi4**	1.0	1.0	1.0	0.75
*cmyn4**	0.0	0.0	0.0	0.25
standard and *adapted* CIELAB				
*LAB*LAB*	88.98	0.0	0.0	
*LAB*LABa*	88.98	0.0	0.0	
*LAB*TCHa*	75.0	0.0	–	
relative* CIELAB *lab*				
*lab*lab*	0.75	0.0	0.0	
*lab*tch*	0.75	0.0	–	
*lab*nch*	0.25	0.0	–	
***relative* Natural Colour (NC)**				
*lab*lrj*	0.75	0.0	0.0	
*lab*tce*	0.75	0.0	–	
*lab*ncE*	0.25	0.0	–	

***relative* Inform. Technology (IT)**				
*olvi3**	0.5	0.699	1.0	(1.0)
*cmyn3**	0.5	0.301	0.0	(0.0)
*olvi4**	0.5	0.699	1.0	1.0
*cmyn4**	0.5	0.301	0.0	0.0
standard and *adapted* CIELAB				
*LAB*LAB*	87.5	0.37	−12.12	
*LAB*LABa*	87.5	0.37	−12.12	
*LAB*TCHa*	75.0	12.13	271.73	
relative* CIELAB *lab*				
*lab*lab*	0.693	0.015	−0.499	
*lab*tch*	0.75	0.5	0.755	
*lab*nch*	0.0	0.5	0.755	
***relative* Natural Colour (NC)**				
*lab*lrj*	0.693	0.0	−0.499	
*lab*tce*	0.75	0.5	0.75	
*lab*ncE*	0.0	0.5	g99b	

***relative* Inform. Technology (IT)**				
*olvi3**	0.5	0.6	0.75	(1.0)
*cmyn3**	0.5	0.4	0.25	(0.0)
*olvi4**	0.75	0.85	1.0	0.75
*cmyn4**	0.25	0.15	0.0	0.25
standard and *adapted* CIELAB				
*LAB*LAB*	85.03	0.18	−6.06	
*LAB*LABa*	85.03	0.18	−6.06	
*LAB*TCHa*	62.5	6.07	271.74	
relative* CIELAB *lab*				
*lab*lab*	0.596	0.008	−0.249	
*lab*tch*	0.625	0.25	0.755	
*lab*nch*	0.25	0.25	0.755	
***relative* Natural Colour (NC)**				
*lab*lrj*	0.596	0.0	−0.249	
*lab*tce*	0.625	0.25	0.75	
*lab*ncE*	0.25	0.25	b00r	

***relative* Inform. Technology (IT)**				
*olvi3**	0.25	0.549	1.0	(1.0)
*cmyn3**	0.75	0.451	0.0	(0.0)
*olvi4**	0.25	0.549	1.0	1.0
*cmyn4**	0.75	0.451	0.0	0.0
standard and *adapted* CIELAB				
*LAB*LAB*	83.55	0.55	−18.18	
*LAB*LABa*	83.55	0.55	−18.18	
*LAB*TCHa*	62.5	18.2	271.73	
relative* CIELAB *lab*				
*lab*lab*	0.539	0.023	−0.749	
*lab*tch*	0.625	0.75	0.755	
*lab*nch*	0.0	0.75	0.755	
***relative* Natural Colour (NC)**				
*lab*lrj*	0.539	0.0	−0.749	
*lab*tce*	0.625	0.75	0.75	
*lab*ncE*	0.0	0.75	g99b	

***relative* Inform. Technology (IT)**				
*olvi3**	0.5	0.5	0.5	(1.0)
*cmyn3**	0.5	0.5	0.5	(0.0)
*olvi4**	1.0	1.0	1.0	0.5
*cmyn4**	0.0	0.0	0.0	0.5
standard and *adapted* CIELAB				
*LAB*LAB*	82.56	0.0	0.0	
*LAB*LABa*	82.56	0.0	0.0	
*LAB*TCHa*	50.0	0.0	–	
relative* CIELAB *lab*				
*lab*lab*	0.5	0.0	0.0	
*lab*tch*	0.5	0.0	–	
*lab*nch*	0.5	0.0	–	
***relative* Natural Colour (NC)**				
*lab*lrj*	0.5	0.0	0.0	
*lab*tce*	0.5	0.0	–	
*lab*ncE*	0.5	0.0	–	

***relative* Inform. Technology (IT)**				
*olvi3**	0.25	0.449	0.75	(1.0)
*cmyn3**	0.75	0.551	0.25	(0.0)
*olvi4**	0.5	0.699	1.0	0.75
*cmyn4**	0.5	0.301	0.0	0.25
standard and *adapted* CIELAB				
*LAB*LAB*	81.08	0.37	−12.12	
*LAB*LABa*	81.08	0.37	−12.12	
*LAB*TCHa*	50.0	12.14	271.74	
relative* CIELAB *lab*				
*lab*lab*	0.443	0.015	−0.499	
*lab*tch*	0.5	0.5	0.755	
*lab*nch*	0.25	0.5	0.755	
***relative* Natural Colour (NC)**				
*lab*lrj*	0.443	0.0	−0.499	
*lab*tce*	0.5	0.5	0.75	
*lab*ncE*	0.25	0.5	b00r	

***relative* Inform. Technology (IT)**				
*olvi3**	0.0	0.398	1.0	(1.0)
*cmyn3**	1.0	0.602	0.0	(0.0)
*olvi4**	0.0	0.398	1.0	1.0
*cmyn4**	1.0	0.602	0.0	0.0
standard and *adapted* CIELAB				
*LAB*LAB*	79.6	0.74	−24.25	
*LAB*LABa*	79.6	0.74	−24.25	
*LAB*TCHa*	50.0	24.27	271.74	
relative* CIELAB *lab*				
*lab*lab*	0.385	0.03	−0.998	
*lab*tch*	0.5	1.0	0.755	
*lab*nch*	0.0	1.0	0.755	
***relative* Natural Colour (NC)**				
*lab*lrj*	0.385	0.0	−0.999	
*lab*tce*	0.5	1.0	0.75	
*lab*ncE*	0.0	1.0	b00r	

***relative* Inform. Technology (IT)**				
*olvi3**	0.25	0.35	0.5	(1.0)
*cmyn3**	0.75	0.65	0.5	(0.0)
*olvi4**	0.75	0.85	1.0	0.5
*cmyn4**	0.25	0.15	0.0	0.5
standard and *adapted* CIELAB				
*LAB*LAB*	78.6	0.18	−6.06	
*LAB*LABa*	78.6	0.18	−6.06	
*LAB*TCHa*	37.5	6.07	271.74	
relative* CIELAB *lab*				
*lab*lab*	0.346	0.008	−0.249	
*lab*tch*	0.375	0.25	0.755	
*lab*nch*	0.5	0.25	0.755	
***relative* Natural Colour (NC)**				
*lab*lrj*	0.346	0.0	−0.249	
*lab*tce*	0.375	0.25	0.75	
*lab*ncE*	0.5	0.25	b00r	

***relative* Inform. Technology (IT)**				
*olvi3**	0.0	0.299	0.75	(1.0)
*cmyn3**	1.0	0.701	0.25	(0.0)
*olvi4**	0.25	0.549	1.0	0.75
*cmyn4**	0.75	0.451	0.0	0.25
standard and *adapted* CIELAB				
*LAB*LAB*	77.13	0.55	−18.19	
*LAB*LABa*	77.13	0.55	−18.19	
*LAB*TCHa*	37.51	18.21	271.75	
relative* CIELAB *lab*				
*lab*lab*	0.289	0.023	−0.749	
*lab*tch*	0.375	0.75	0.755	
*lab*nch*	0.25	0.75	0.755	
***relative* Natural Colour (NC)**				
*lab*lrj*	0.289	0.0	−0.749	
*lab*tce*	0.375	0.75	0.75	
*lab*ncE*	0.25	0.75	b00r	

*n** = 0,00

***relative* Inform. Technology (IT)**				
*olvi3**	0.25	0.25	0.25	(1.0)
*cmyn3**	0.75	0.75	0.75	(0.0)
*olvi4**	1.0	1.0	1.0	0.25
*cmyn4**	0.0	0.0	0.0	0.75
standard and *adapted* CIELAB				
*LAB*LAB*	76.13	0.0	0.0	
*LAB*LABa*	76.13	0.0	0.0	
*LAB*TCHa*	25.0	0.0	–	
relative* CIELAB *lab*				
*lab*lab*	0.25	0.0	0.0	
*lab*tch*	0.25	0.0	–	
*lab*nch*	0.75	0.0	–	
***relative* Natural Colour (NC)**				
*lab*lrj*	0.25	0.0	0.0	
*lab*tce*	0.25	0.0	–	
*lab*ncE*	0.75	0.0	–	

***relative* Inform. Technology (IT)**				
*olvi3**	0.0	0.199	0.5	(1.0)
*cmyn3**	1.0	0.801	0.5	(0.0)
*olvi4**	0.5	0.699	1.0	0.5
*cmyn4**	0.5	0.301	0.0	0.5
standard and *adapted* CIELAB				
*LAB*LAB*	74.65	0.37	−12.12	
*LAB*LABa*	74.65	0.37	−12.12	
*LAB*TCHa*	25.01	12.14	271.75	
relative* CIELAB *lab*				
*lab*lab*	0.193	0.015	−0.499	
*lab*tch*	0.25	0.5	0.755	
*lab*nch*	0.5	0.5	0.755	
***relative* Natural Colour (NC)**				
*lab*lrj*	0.193	0.0	−0.499	
*lab*tce*	0.25	0.5	0.75	
*lab*ncE*	0.5	0.5	b00r	

*n** = 0,25

***relative* Inform. Technology (IT)**				
*olvi3**	0.0	0.1	0.25	(1.0)
*cmyn3**	1.0	0.9	0.75	(0.0)
*olvi4**	0.75	0.85	1.0	0.25
*cmyn4**	0.25	0.15	0.0	0.75
standard and *adapted* CIELAB				
*LAB*LAB*	72.18	0.19	−6.06	
*LAB*LABa*	72.18	0.19	−6.06	
*LAB*TCHa*	12.5	6.07	271.76	
relative* CIELAB *lab*				
*lab*lab*	0.096	0.008	−0.249	
*lab*tch*	0.125	0.25	0.755	
*lab*nch*	0.75	0.25	0.755	
***relative* Natural Colour (NC)**				
*lab*lrj*	0.096	0.0	−0.249	
*lab*tce*	0.125	0.25	0.75	
*lab*ncE*	0.75	0.25	b00r	

Schwarzheit *n**

*n** = 0,50

***relative* Inform. Technology (IT)**				
*olvi3**	0.0	0.0	0.0	(1.0)
*cmyn3**	1.0	1.0	1.0	(0.0)
*olvi4**	1.0	1.0	1.0	0.0
*cmyn4**	0.0	0.0	0.0	1.0
standard and *adapted* CIELAB				
*LAB*LAB*	69.7	0.0	0.0	
*LAB*LABa*	69.7	0.0	0.0	
*LAB*TCHa*	0.01	0.0	–	
relative* CIELAB *lab*				
*lab*lab*	0.0	0.0	0.0	
*lab*tch*	0.0	0.0	–	
*lab*nch*	1.0	0.0	–	
***relative* Natural Colour (NC)**				
*lab*lrj*	0.0	0.0	0.0	
*lab*tce*	0.0	0.0	–	
*lab*ncE*	1.0	0.0	–	

0,25 0,50 0,75 1,00

relative Buntheit *c**

*n** = 1,0

NG530−7, 5 stufige Reihen für konstanten CIELAB Buntton 272/360 = 0.755 (links)   5 stufige Reihen für konstanten CIELAB Buntton 272/360 = 0.755 (rechts)

BAM-Prüfvorlage NG53; Farbmetrik-Systeme ORS18 & ORS18 input: *olv* setrgbcolor*
D65: 2 Koordinatendaten; 5stufige Farbreihen für 10 Bunttöne output: *Startup (S) data dependend*

BAM-Registrierung: 20060101-NG53/10Q/Q53G09SP.PS/.PDF BAM-Material: Code=rha4ta
Anwendung für Beurteilung und Messung von Drucker- oder Monitorsystemen