www.ps.bam.de/ME31/L31E00N1.PS/.TXT; start output
N: No Output Linearization (OL) data in File (F), Startup (S) or Device (D)

See for similar files: http://www.ps.bam.de/ME31/
Technical information: http://www.ps.bam.de Version 2.1, i=1,1

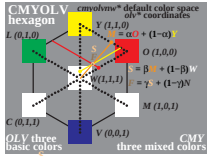

ME310–1, Colorimetric linear hexagon mixture α, β, γ

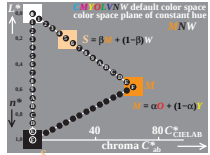

ME310–2, Hue constant mixture α, β of *O-Y, W-M*

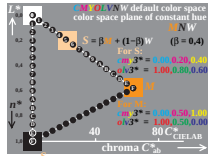

ME310–3, Hue constant mixture α,β,γ of *O-Y, W-M, S-N*

ME310–4, Hue constant mixture β of *W-M*

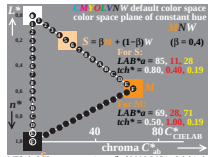

ME310–5, Hue constant mixture β of *W-M, LAB*a & lab*hue*

ME310–6, Hue constant mixture β of *W-M, LAB*a & lab*tch*

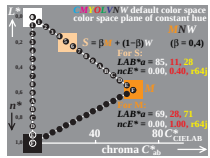

ME310–7, Hue constant mixture β of *W-M, LAB*a & lab*nce*

ME310–8, Hue constant mixture β of *W-M, LAB*a & lab*ncE*

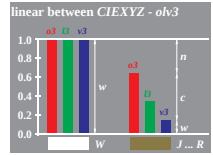

ME311–1, *olv3*: linear between *olv3 and XYZ*

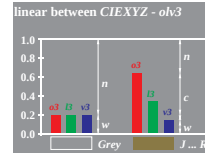

ME311–2, *olv3*: linear between *olv3 and XYZ*

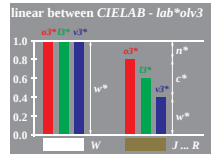

ME311–3, *lab*olv3*: linear between *olv3* and LAB**

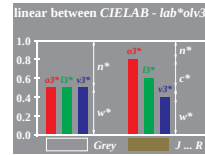

ME311–4, *lab*olv3*: linear between *olv3* and LAB**

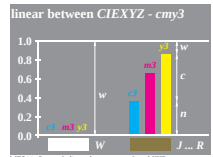

ME311–5, *cmy3*: linear between *cmy3 and XYZ*

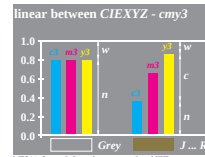

ME311–6, *cmy3*: linear between *cmy3 and XYZ*

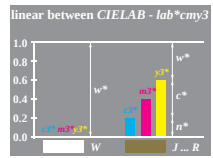

ME311–7, *lab*cmy3*: linear between *cmy3* and LAB**

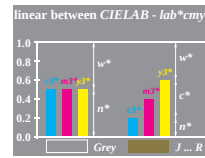

ME311–8, *lab*cmy3*: linear between *cmy3* and LAB**

BAM registration: 20040901-ME31/L31E00N1.PS/.TXT
application for measurement of printer or monitor systems

BAM material: code=ha4ta

ME31/ Form: 1/2, Scale: 1:1, Page: 1 Page: count 1

BAM-test chart no. ME31; colour transfer and workflow
Hexagon and coordinate relations *LAB* − lab* − olv* − cmy**

input: *cmy0* setcmykcolor*
output: *no change compared to input*