


See for similar files: <http://www.ps.bam.de/LE20/LE20.HTM>
 Information and Order: <http://www.ps.bam.de> Version 2.0, io=0,0

BAM registration: 20030101-LE20/10S/S20E03NP.PS/.PDF BAM material: code=tha4ta
 application for measurement of monitor (Yr=2.5) and printer output



used coordinate squares
*c000**

C
*1my0**

*0m00**

M
*c1y0**

*00y0**

Y
*cm10**

*0my0**

O
*c110**

*c0y0**

L
*1m10**

*cm00**

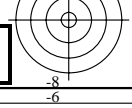
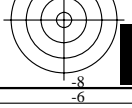
V
*11y0**

*cmY0**

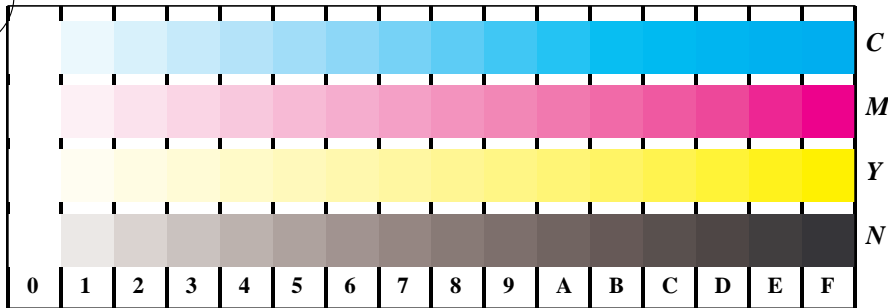
N/W
*000n**

16 equidistant CIELAB steps: C-W, C-N, M-W, M-N, Y-W, Y-N, O-W, O-N, L-W, L-N, V-W, V-N, N-W (*cmY0**), W-N (*000n**) and 14 CIE-test colours (left)

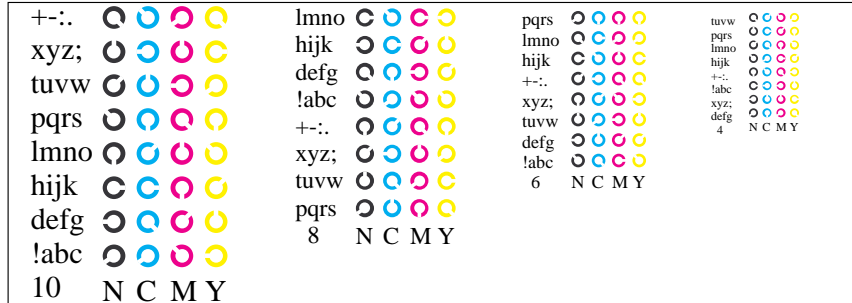
Test chart LE20: 16 CIELAB steps of ISO/IEC 15775 input(ORS18): *cmyn* setcmykcolor*
 Chromatic-White, Chromatic-Black, Black-White output(ORS18): *no change compared to input*



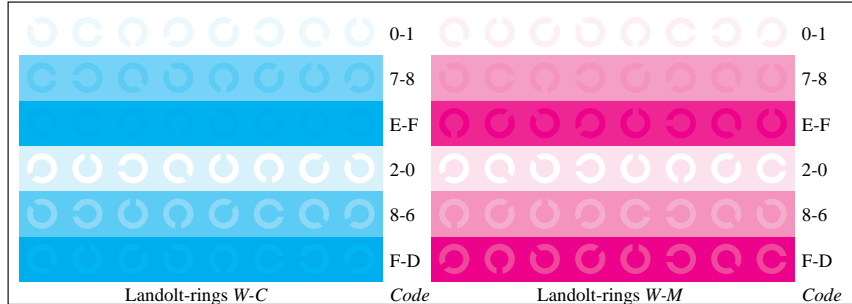
See for similar files: <http://www.ps.bam.de/LE20/LE20.HTM>
 Information and Order: <http://www.ps.bam.de>
 Version 2.0, io=0,0



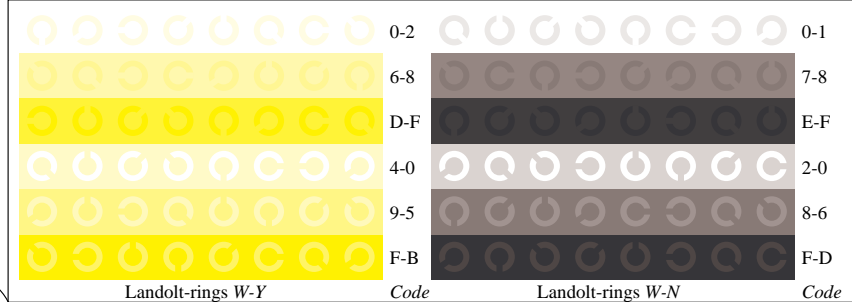
Picture B4w: 16 equidistant steps W-C, W-M, W-Y and W-N; PS operator *cmy0* setcmykcolor* (only)



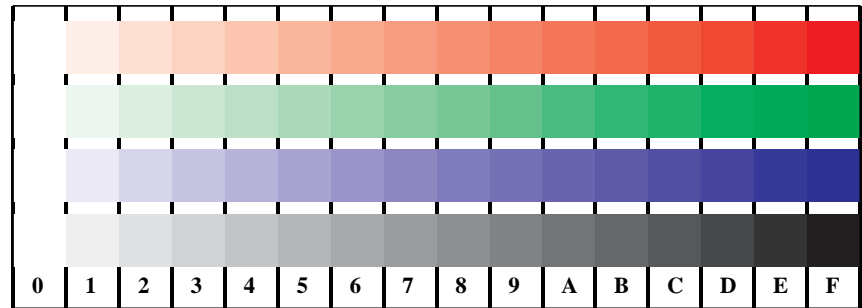
Picture B5w: Script and Landolt-rings N, M, C and Y; PS operator *cmy0* setcmykcolor* (only)



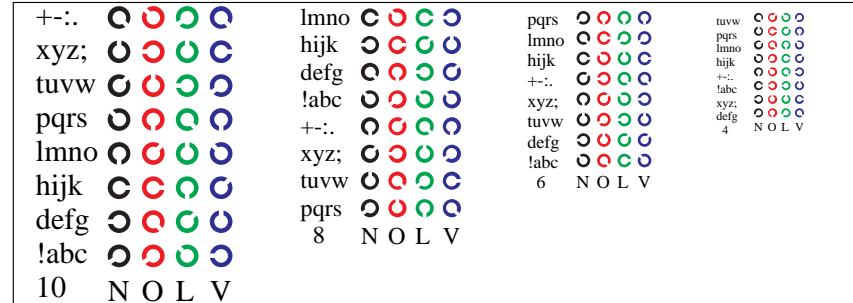
Picture B6w: Landolt-rings W-C and W-M; PS operator *cmy0* setcmykcolor* (only)



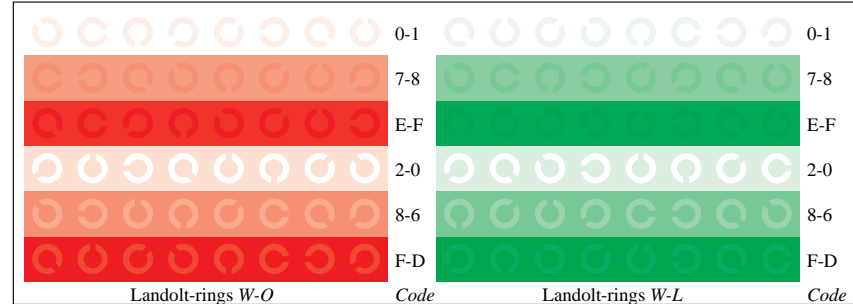
Picture B7w: Landolt-rings W-Y and W-N; PS operator *cmy0* setcmykcolor* (only)



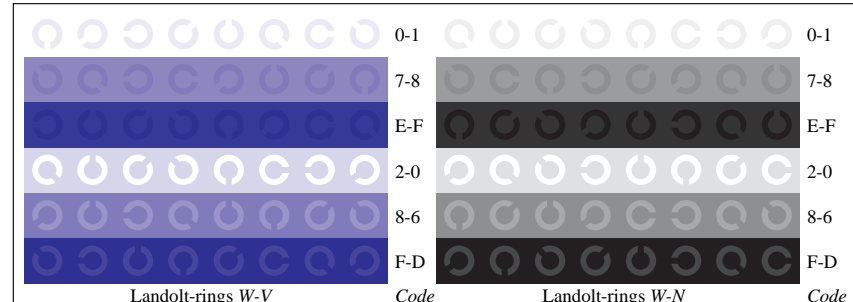
Picture D4w: 16 equidistant steps W-O, W-L, W-V and W-N; PS operator *cmy0*/000n* setcmykcolor*



Picture D5w: Script and Landolt-rings N, O, L and V; PS operator *cmy0*/000n* setcmykcolor*



Picture D6w: Landolt-rings W-O and W-L; PS operator *cmy0*/000n* setcmykcolor*

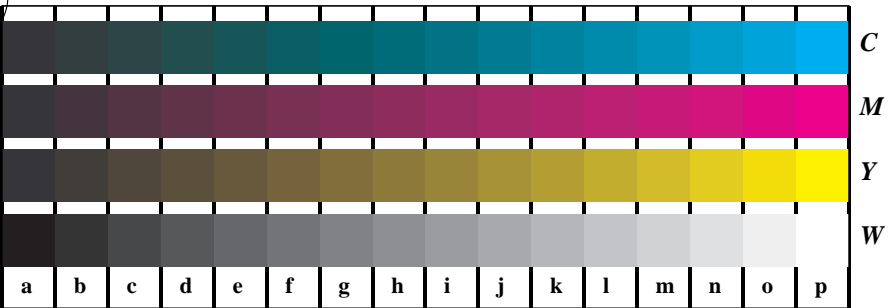


Picture D7w: Landolt-rings W-V and W-N; PS operator *cmy0*/000n* setcmykcolor*

BAM registration: 20030101-LE20/10S/S20E13NP.PS/.PDF
 application for measurement of monitor (Yr=2.5) and printer output

BAM material: code=th4ta

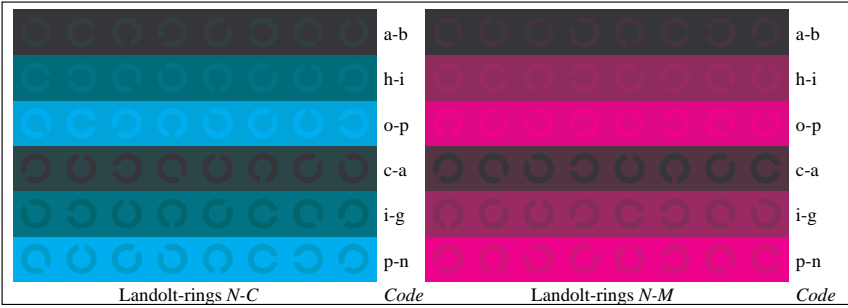
www.ps.bam.de/LE20/10S/S20E23NP.PS/.PDF; start output
 N: No Output Linearization (OL) data in File (F), Startup (S) or Device (D)



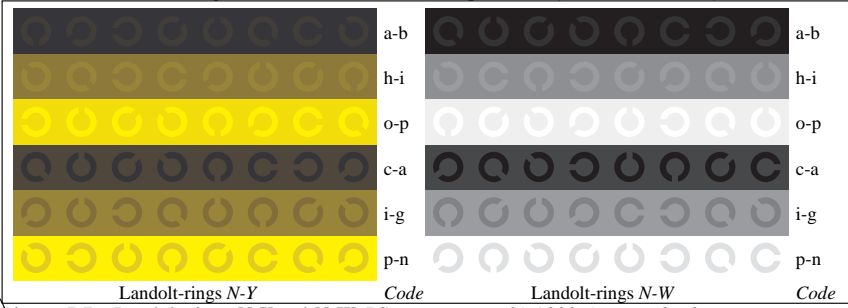
Picture B4n: 16 equidistant steps *N-C*, *N-M*, *N-Y* and *N-W*; PS operator $cm\dot{y}0^*/000n^*$ setcmykcolor



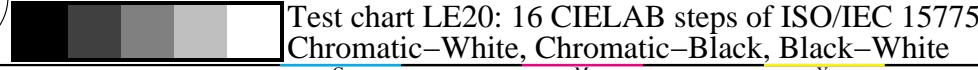
Picture B5n: Script and Landolt-rings *W*, *M*, *C* and *Y*; PS operator $cm\dot{y}0^*/000n^*$ setcmykcolor



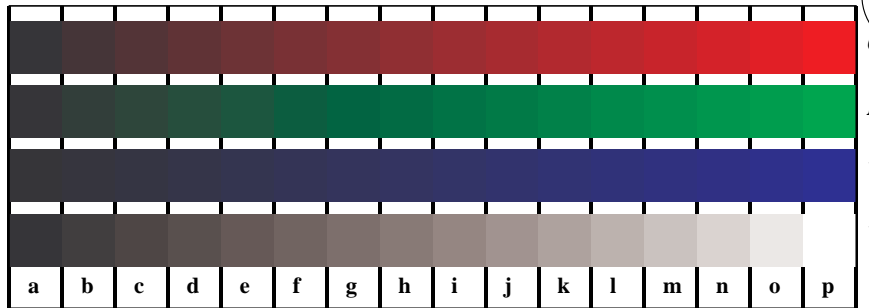
Picture B6n: Landolt-rings *N-C* and *N-M*; Use of PS operator $cm\dot{y}0^*/000n^*$ setcmykcolor



Picture B7n: Landolt-rings *N-Y* and *N-W*; PS operator $cm\dot{y}0^*/000n^*$ setcmykcolor



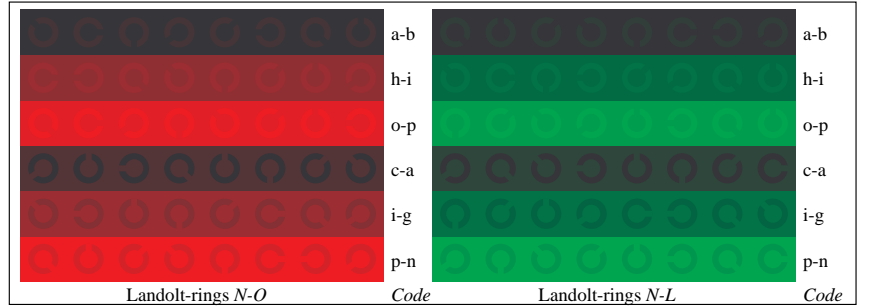
Test chart LE20: 16 CIELAB steps of ISO/IEC 15775
 Chromatic-White, Chromatic-Black, Black-White



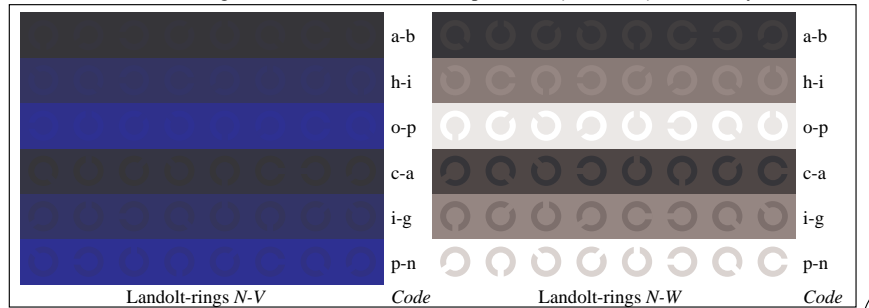
Picture D4n: 16 equidistant steps *N-O*, *N-L*, *N-V* and *N-W*; PS operator $cm\dot{y}0^*$ setcmykcolor (only)



Picture D5n: Script and Landolt-rings *W*, *O*, *L* and *V*; PS operator $cm\dot{y}0^*$ setcmykcolor (only)



Picture D6n: Landolt-rings *N-O* and *N-L*; Use of PS operator $cm\dot{y}0^*$ setcmykcolor(only)




Picture D7n: Landolt-rings *N-V* and *N-W*; PS operator $cm\dot{y}0^*$ setcmykcolor (only)

input(ORS18): $cm\dot{y}n^*$ setcmykcolor
 output(ORS18): no change compared to input

See for similar files: <http://www.ps.bam.de/LE20/LE20.HTM>
 Information and Order: <http://www.ps.bam.de>
 Version 2.0, io=0,0

BAM registration: 20030101-LE20/10S/S20E23NP.PS/.PDF
 application for measurement of monitor (Yr=2.5) and printer output
 BAM material: code=th4t4

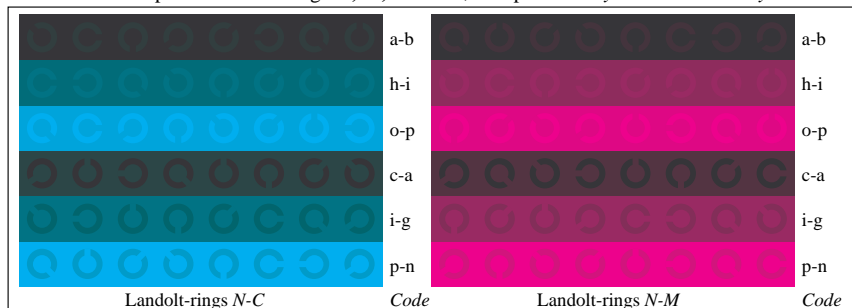
www.ps.bam.de/LE20/10S/S20E33NP.PS/.PDF; start output
 N: No Output Linearization (OL) data in File (F), Startup (S) or Device (D)



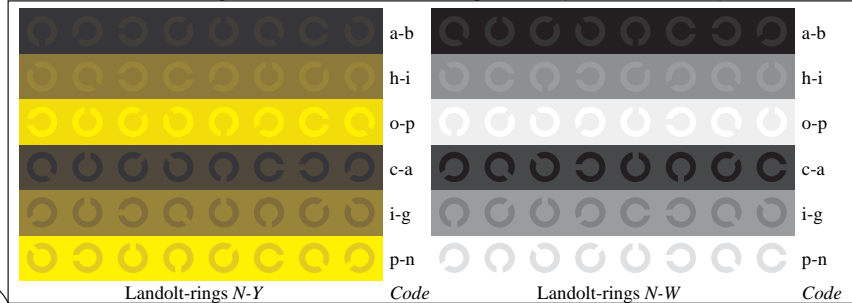
Picture B4n: 16 equidistant steps *N-C*, *N-M*, *N-Y* and *N-W*; PS operator *cmy0*/000n* setcmykcolor*



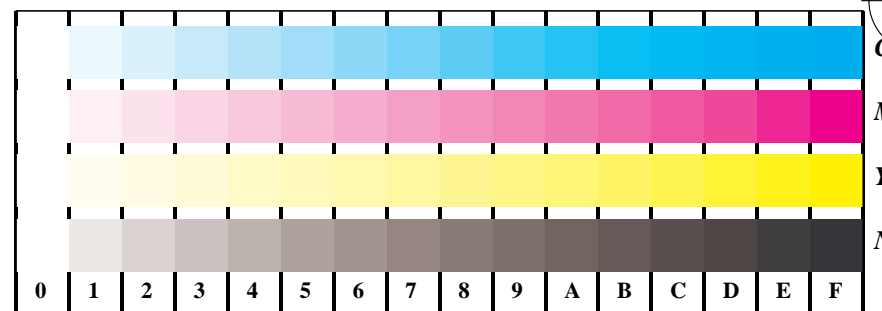
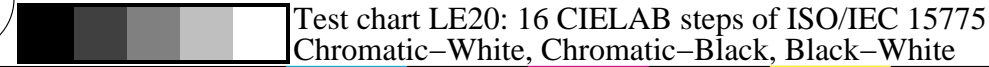
Picture B5n: Script and Landolt-rings *W*, *M*, *C* and *Y*; PS operator *cmy0*/000n* setcmykcolor*



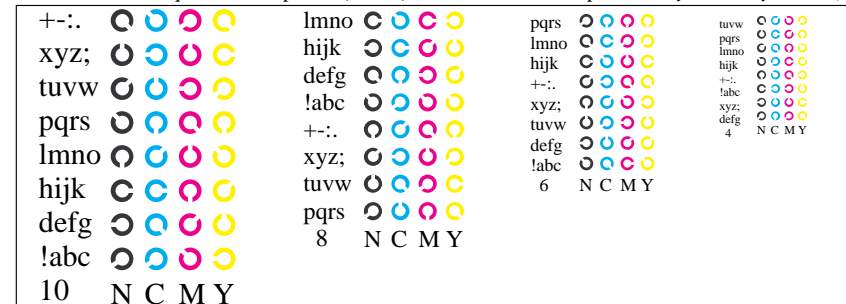
Picture B6n: Landolt-rings *N-C* and *N-M*; Use of PS operator *cmy0*/000n* setcmykcolor*



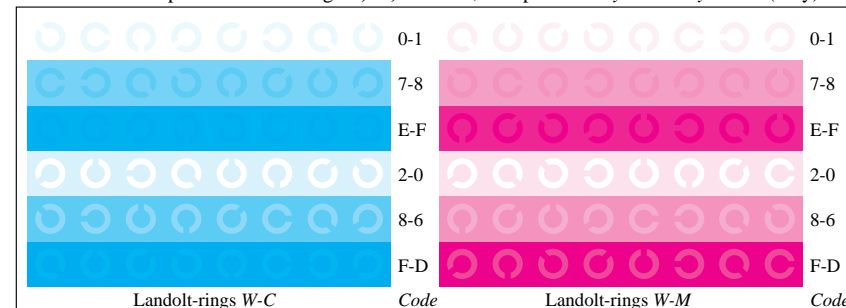
Picture B7n: Landolt-rings *N-Y* and *N-W*; PS operator *cmy0*/000n* setcmykcolor*



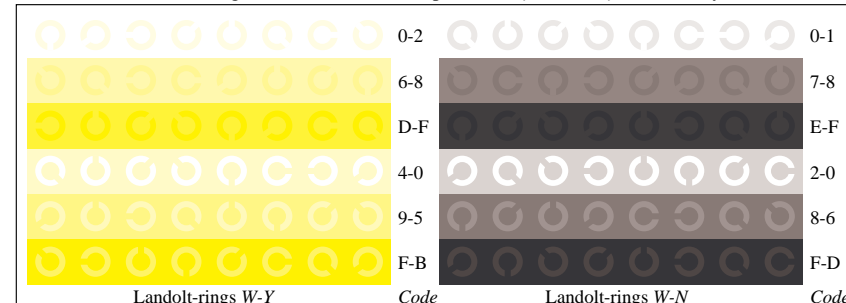
Picture B4w: 16 equidistant steps *W-C*, *W-M*, *W-Y* and *W-N*; PS operator *cmy0* setcmykcolor* (only)



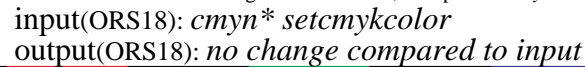
Picture B5w: Script and Landolt-rings *N*, *M*, *C* and *Y*; PS operator *cmy0* setcmykcolor* (only)



Picture B6w: Landolt-rings *W-C* and *W-M*; PS operator *cmy0* setcmykcolor* (only)

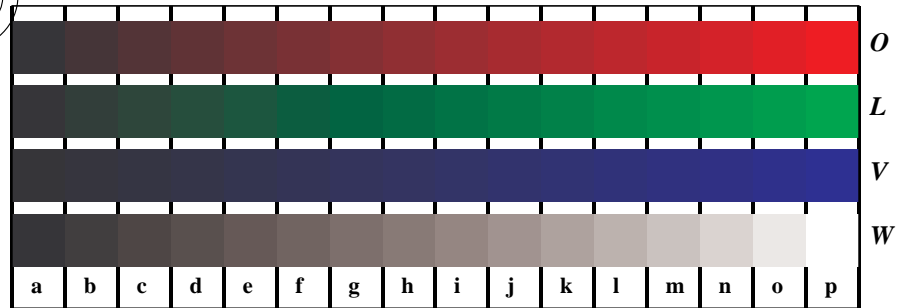
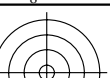


Picture B7w: Landolt-rings *W-Y* and *W-N*; PS operator *cmy0* setcmykcolor* (only)



See for similar files: <http://www.ps.bam.de/LE20/LE20.HTM>
 Information and Order: <http://www.ps.bam.de>
 Version 2.0, io=0,0


BAM registration: 20030101-LE20/10S/S20E33NP.PS/.PDF
 application for measurement of monitor (Yr=2.5) and printer output
 BAM material: code=th4t4



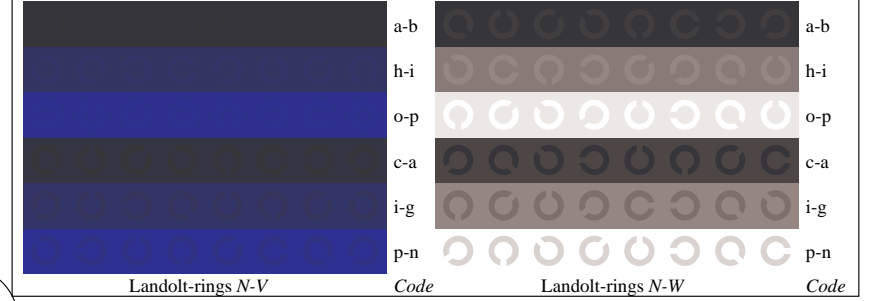
Picture D4n: 16 equidistant steps *N-O, N-L, N-V* and *N-W*; PS operator *cmY0* setcmykcolor* (only)



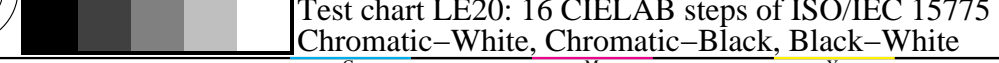
Picture D5n: Script and Landolt-rings *W, O, L* and *V*; PS operator *cmY0* setcmykcolor* (only)



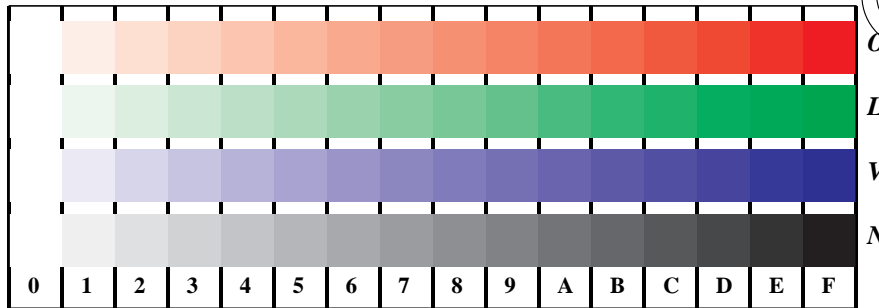
Picture D6n: Landolt-rings *N-O* and *N-L*; Use of PS operator *cmY0* setcmykcolor* (only)



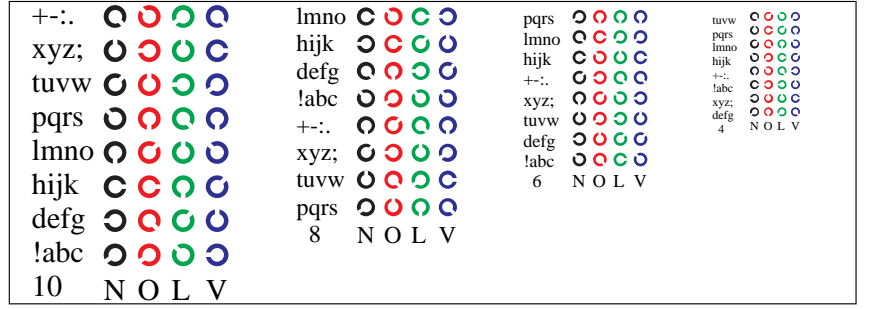
Picture D7n: Landolt-rings *N-V* and *N-W*; PS operator *cmY0* setcmykcolor* (only)



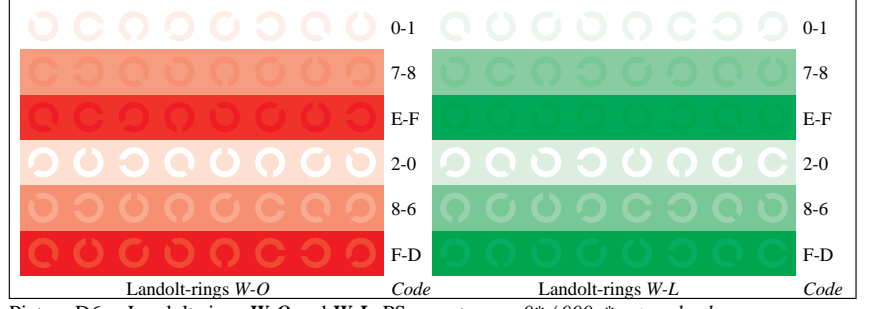
Test chart LE20: 16 CIELAB steps of ISO/IEC 15775
 Chromatic-White, Chromatic-Black, Black-White



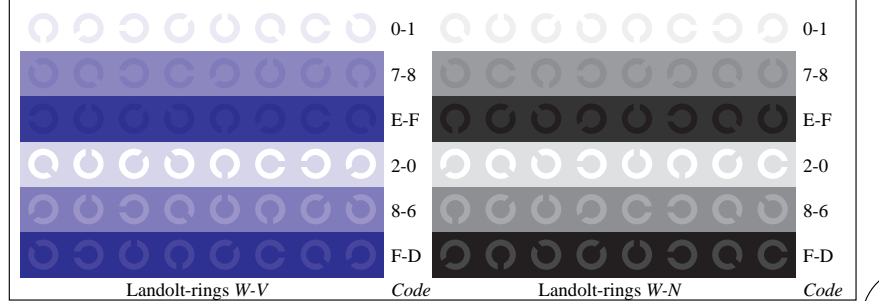
Picture D4w: 16 equidistant steps *W-O, W-L, W-V* and *W-N*; PS operator *cmY0*/000n* setcmykcolor*



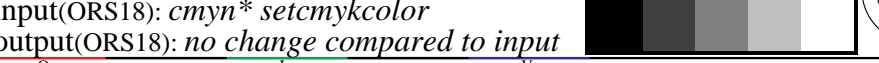
Picture D5w: Script and Landolt-rings *N, O, L* and *V*; PS operator *cmY0*/000n* setcmykcolor*



Picture D6w: Landolt-rings *W-O* and *W-L*; PS operator *cmY0*/000n* setcmykcolor*



Picture D7w: Landolt-rings *W-V* and *W-N*; PS operator *cmY0*/000n* setcmykcolor*



input(ORS18): *cmYn* setcmykcolor*
 output(ORS18): *no change compared to input*

See for similar files: <http://www.ps.bam.de/LE20/LE20.HTM>
 Information and Order: <http://www.ps.bam.de>
 Version 2.0, io=0,0

BAM registration: 20030101-LE20/10S/S20E43NP.PS/.PDF
 application for measurement of monitor (Yr=2.5) and printer output
 BAM material: code=th4t4