

Bild C1: Radialgitter (Siemenssterne) N-W, W-N, N-Z und W-Z; PS-Operator: *w*lin 1.0 exp setgray*

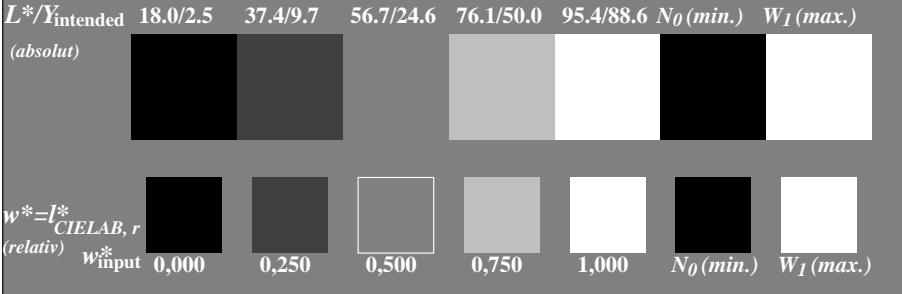


Bild C2: 5 visuell gleichabständige L^* -Graustufen + N_0 + W_I ; PS-Operator: *w*lin 1.0 exp setgray*

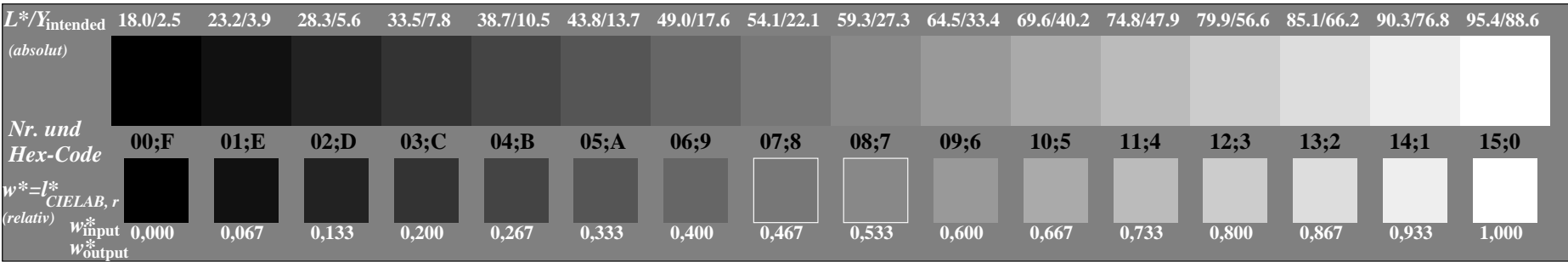


Bild C3: 16 visuell gleichabständige L^* -Graustufen; PS-Operator: *w*lin 1.0 exp setgray*




Bild C4: Landoltringe W-N; PS-Operator: *w*lin 1.0 exp setgray*

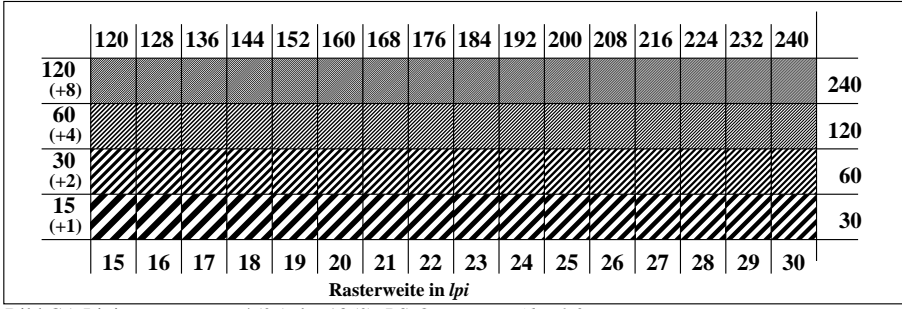


Bild C5: Linienraster unter 45° (oder 135°); PS-Operator: *w*lin 1.0 exp setgray*

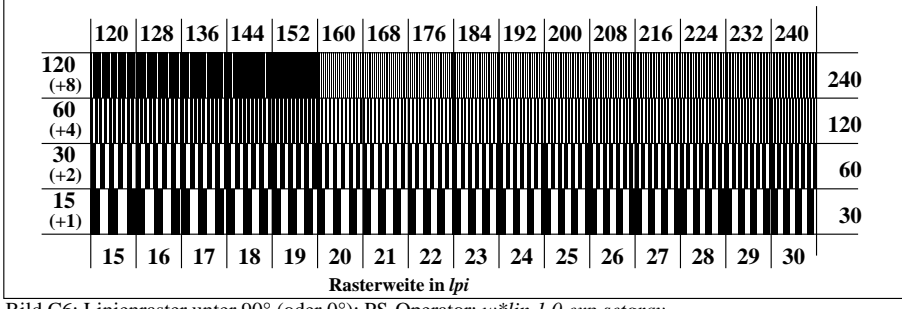


Bild C6: Linienraster unter 90° (oder 0°); PS-Operator: *w*lin 1.0 exp setgray*